

Validation, Verification, Substantiation of the SCIO/EDUCTOR (The Abstracts)

Medical Research



The SCIO/EDUCTOR is the most researched medical device of its kind in the world.

IMUNE Press 2012

Contents

Introduction.....	13
Chapter 1: Contemporary research	14
TVEP Literature Review and 2012 New Research.....	14
Voltammetric Sarcosine Hormone Streaming of Testosterone – Update 2012	15
Two decades Plus of Imponderable Voltammetric Homeopathy and Emotional Balance – 2012 Update	16
2012 New Studies Validating the SCIO Auto-focusing Cybernetic Loop	17
Dr. Paul Drouin’s Work on SCIO and Blood Cell Motility.....	18
VARHOPE Changes in a SCIO Session – 2012 Update	19
TVEP Reactivity Scores to Allersode Compounds measure – 2012 Update	20
Stimulating Eye Hand Coordination with SCIO VARHOPE – update 2012.....	21
TVEP reactivity scores to compounds measured – update 2012	22
TVEP reactivity scores to Nosode compounds measured – update 2012.....	23
SCIO’s Effect on Body Osmosis – 2012 Update	24
Double Blind Study of Sport Performance with the SCIO device versus Placebo control – 2012 Update	25
Voltammetric Sarcosine Hormone Streaming of Testosterone – 2012 Update	26
MCES and Addiction Control a Dbl Blind Clinical Study – 2012 Update.....	27
SCIO Effects on Oxygenation/Oxidation.....	28
MCES and Addiction Control a Dbl Blind Clinical Study and Literature Review	29
Trauma Sport Pain Electro Healing with SCIO – 2012 Update.....	30
Chapter 2: 2011 Research	31
TVEP Literature Review and the Most Recent Research.....	32
Clinical and Scientific Evaluation of Charge Stability and the SCIO	33
SCIO’s Effect on Body Osmosis	34
Quantum Medicine, Modern Integrated Concept of TCM in the	35
Informational Age	35
A double blind placebo-controlled study of the application of Eclonix EPFX/SCIO therapy for stress reduction clinical study protocol	36
A double blind placebo-controlled study of the application of the SCIO Universal Electrophysiological Biofeedback System for statistical evaluation of the SCIO’s ability to increase Body Wellness after one 45-minute session.....	37

MCES and Addiction Control – A Double Blind Clinical Study and Lit Review	38
Cranial Electrotherapy Stimulation and Fibromyalgia	39
SCIO’s Ability to Increase Charge Stability and Redox Potential	40
Stimulating Eye Hand Coordination with SCIO VARHOPE	41
The SCIO is 85% to 95% accurate	42
Bill Cunningham Case Study	43
Trauma Sport Pain Electro Healing with SCIO	45
Double Blind Study of Sport Performance with the SCIO device versus Placebo Control	46
TVEP reactivity scores to Allersode compounds measure	47
Two decades plus of Imponderable Voltammetric Homeopathy and Emotional Balance	48
TVEP reactivity scores to isode compounds measured	49
TVEP reactivity scores to Nosode compounds measured	50
TVEP reactivity scores to compounds measured	51
TVEP Validity Study	52
Chapter 3: The Large Scale Studies of the SCIO	53
ACNE VULGARIS Treated by SCIO Practitioners	55
ACROPARESTHESIA Treated by SCIO Practitioners	56
ACQUIRED IMMUNE DEFICIENCY SYNDROME Treated by SCIO Practitioners	59
ALCOHOLISM Treated by SCIO Practitioners	60
SCIO ALLERSODE THERAPY	62
ALZHEIMER'S DISEASE Treated by SCIO Practitioners	63
ANEMIA Treated by SCIO Practitioners	64
ANXIETY UNSPECIFIED Treated by SCIO Practitioners	65
ASTHMA Treated by SCIO Practitioners	66
BACTERIA INFECTION Treated by SCIO Practitioners	68
BICARB DEFICIENCY, Treated by SCIO Practitioners	69
BRAIN FATIGUE UNSPECIFIED Treated by SCIO Practitioners	70
Brain wave detection and correction with the SCIO	71
CANCER Treated by SCIO Practitioners	72
CARDIAC ARRHYTHMIA Treated by SCIO Practitioners	76
CIRCULATION DISORDERS Treated by SCIO Practitioners	77
Clinical Review of Biofeedback Stress Therapy with the QXCI / SCIO biofeedback device	78

COMMON COLD Treated by SCIO Practitioners	81
DEPRESSION + SEASONAL AFFECTIVE DISORDER Treated by SCIO Practitioners	82
CORRELATIVE INFECTION COMPARISONS TO SCIO XRROID REACTIVITY REVISED 1989-1994-2001-2007	83
DIGESTIVE DISORDERS Treated by SCIO Practitioners	84
Electro-Acupuncture with the SCIO as a safe and effective therapy	86
ENDOMETRIOSIS Treated by SCIO Practitioners.....	88
Ulcerative COLITIS Treated by SCIO Practitioners	90
ESOPHAGITIS GASTRIC REFLUX Treated by SCIO Practitioners	91
FEMALE DISORDERS, PMS PMT, PREMENSTRUAL STRESS OR TENSION Treated by SCIO Practitioners	92
FLEXIBILITY, Restricted Range of Motion Treated by SCIO Practitioners	93
FRACTURES Treated by SCIO Practitioners.....	94
GASTRIC - ESOPHAGEAL REFLUX HIATAL HERNIA Treated by SCIO Practitioners	95
HAY FEVER ALLERGIC RHINITIS Treated by SCIO Practitioners.....	96
HEADACHE Treated by SCIO Practitioners	97
HERNIATED DISK LUMBAR L1, L2, L3, L4, L5] THORACIC CERVICAL Treated by SCIO Practitioners ...	98
HYPERTONIA Treated by SCIO Practitioners.....	99
HYPOADRENIA, WEAK ADRENALS, STRESS SYNDROME Treated by SCIO Practitioners	100
HYPOGLYCEMIA- Oscillating Blood Sugar Treated by SCIO Practitioners	101
HYPOTHYROID Weak Thyroid Treated by SCIO Practitioners.....	102
HYSTERIA Treated by SCIO Practitioners.....	105
IMPOTENCE Treated by SCIO Practitioners	106
INDIGESTION Treated by SCIO Practitioners	107
Infection Reaction Testing and Immune Stimulation with the SCIO.....	108
Injured or Diseased Tissue Detection and Repair with the SCIO	109
INSOMNIA Treated by SCIO Practitioners	112
IRRITABLE BOWEL SYNDROME (IBS) Treated by SCIO Practitioners.....	113
ITCHING UNSPECIFIED Treated by SCIO Practitioners	115
KIDNEY DISORDERS Treated by SCIO Practitioners.....	118
LEUKEMIA Treated by SCIO Practitioners.....	119
LIVER PROBLEMS UNSPECIFIED Treated by SCIO Practitioners.....	121
LOW BACK PAIN Treated by SCIO Practitioners.....	122

LYMPH DISORDERS Treated by SCIO Practitioners	123
MALABSORPTION SYNDROME Treated by SCIO Practitioners	124
METACARPAL TUNNEL Treated by SCIO Practitioners	125
OSTEOPOROSIS Treated by SCIO Practitioners	126
OTITIS MEDIA Treated by SCIO Practitioners	127
PAIN UNSPECIFIED Treated by SCIO Practitioners	128
POLYCYSTIC OVARIES Treated by SCIO Practitioners	129
PROSTATITIS Treated by SCIO Practitioners	132
TENDON CALCIFICATION, Bone Spurs, Calcaneus Treated by SCIO Practitioners	133
THYMUS DISORDERS and Myasthenia Gravis Treated by SCIO Practitioners	134
TRANSIENT ISCHEMIC ATTACK (TIA) Stroke Treated by SCIO Practitioners	135
Weight Loss Treated by SCIO Practitioners	137
Chapter 4: The 1980s Body Electric Research that Lead to the 1989 EPFX Registration	140
AAQBT Alarm Response	141
AAQBT – Calibration.....	142
AAQBT- Electro-Acupuncture	143
AAQBT – Electro-Physiological Reactivity (EPR)	144
AAQBT – Skin Capacitance.....	145
AAQBT – Skin Conductance	146
AAQBT – Skin Inductance	147
AAQBT – Trivector.....	148
AAQBT – Stress Reduction thru Electro Stimulation.....	149
Cover letter of the EPFX 510(K) registration	150
Chapter 5: Youngstown State University Collection of Abstracts	152
The Trivector Signature of Human Beings as a Basis of Psychic Communication	152
Anti-aging Effects of Parathyroid Hormone.	153
Magnetic Effects on Evaporation.....	155
A Proposition For the Fluidic Effect on the Flow of Oxygen in Blood.	156
Sex Change in Certain Animals.	159
De-burring of the Beryllium C5 Apollo Gyro.....	160
Fluidic computer components.....	161
PhD Dissertation for South Eastern University.....	162

Subliminal Perception Effect As a Modality of Psychic Phenomena.....	164
Eye Movement Techniques in Mathematical Teaching.	165
Chapter 6: Miscellaneous SCIO Studies and Research.....	166
Electrostimulation in Drug and Alcohol Detoxification Significance of Stimulation Criteria in Clinical Success	167
Homeopathic and Herbal Treatment of Amoeba Infections.....	168
Antibiotic Disruption of Bowel Flora.....	169
The Long Term Pathological Findings of the Camelford Toxicity Group	170
A Method and Apparatus for providing MCES	172
A Study of the Effects of Cranial Electrical Stimulation on Attention and Concentration	173
So You Have a Cold? Is it Allergy, Asthma, Influenza, Infectious or Nutritional Imbalance?	174
Digital Computer Interface – The EPIX	175
A controlled study of the effects of EEG Biofeedback on cognition and behavior of children with ADHD disorder and learning disabilities.....	176
Electrical Stimulation	177
Electrochemistry In Vivo: Application to CNS Pharmacology.....	178
Endotoxin	179
QED Biofeedback, Gut Dysbiosis and Hypomycytosis Clinical SOAP Correlation Study	180
Homeopathic Treatment of Herpes-Like Conditions	181
Diagnosing and Treating Injured Tissue with the Energetic Medicine of the QXCI	182
Homeopathic Treatment of Insomnia.....	183
Homeopathic Treatment of Cerebral Ischemia Risk Patients.....	184
Clinical Study 1: Kirlian Photography as a Measure for VaRHOPE.....	185
EPIX Xrroid Analysis and Homeopathic Treatment for Cholesterol and Other Blood Lipid Diseases ..	186
Evolution of Electrotherapy: From TENS to Cyberpharmacology.....	187
Complementary and Alternative Therapy Used in Adult Survivors of Childhood Cancer.....	188
TCM Pathology Elements Objectively Evidenced by Resonant Neurological Phenomena	189
Special Notes on Lecitins, Natural Anti-Virals, Homeopathics and Nutrients	190
Mathematical Modeling of Chronic Wound Healing	192
Nostril Flow and Mental Ideation	193
Ophthalmic Research	193
QQC A Device for Measuring The Electronic Signature of Homeopathy	194

QXCI and Superlearning	195
Auto-Immunization	196
QXCI-SCIO-EPFX Heart Analysis Study	197
The Aflatoxin.....	198
The SCIO as a Pre Diagnostic with Comparative InfraRed Thermal Scan	199
The Science Behind the SCIO – Binaural Noise Therapy and Brainwave Stimulation.....	200
SCIO and Superlearning.....	201
The SCIO Treatment of Amplitude Disorders in ADHD and Autism.....	202
Stimulation of Sports Performance and Relief of Sport Pain with a Natural Yeast Formula with Special Consideration of the SCIO	203
Testimonials.....	204
Clinical Study No. 2 – VARHOPE Improvements in a Clinical Setting	206
The Trivector Analysis of the Electronic Signatures of Homeopathy.....	207
QED TVEP Biofeedback, Gut Dysbiosis and Hypomocytosis Clinical SOAP Correlation Study	209
TVEP Literature Review and 2011 New Research.....	210
A Short Study on a Natural Relaxant.....	211
Varhope and Stress	212
Varhope Changes in a SCIO Session.....	213
Varhope Improvements in a Clinical Setting in Toronto, Canada on the SCIO Device	213
A Study to Detect the Efficacy of Micro-Current Electrical Therapy on Decubitus Wound	214
Analysis of Xrroid Reactivity Readings of AIDS Patients in Budapest	215
Natural Homeopathic Treatment of Otitis Media in Children.....	216
Thermodynamic and Kinetic Characteristics of Albumin and Nucleoproteid Complexes from Human Blood Serum after QXCI Treatment	218
On the Mechanisms of Bioresonance Interactions.....	220
Xrroid Analysis and Homeopathic Treatment for Cholesterol and Other Blood Lipid Disease	221
QXCI and Bioresonance	222
Using the QXCI Device for Excess Adipose Tissue in Patients	223
The machine that can tell if you’re well.....	225
QXCI Bioresonance Adjuvant Training Modalities for Cancer	226
Root out the problems of ill health.....	229
Treating Heavy Metal Induced Gut Dysbiosis with Bio-Energetic Medicine	230

QXCI-SCIO Bio-Energetic Therapies for An Epidemic of Obesity	232
Well Balanced Alternatives.....	236
Autism and Learning Disorders.....	238
Quantum Biofeedback Research Project	240
Disaster Relief through Biofeedback Stress Therapies	242
The Quantum Xrroid Consciousness Interface and ADHD Subjects.....	245
Fractals and Chaos Therapy.....	247
Using the SCIO Medical Device as an adjunct for Excess Adipose Tissue on Patients – A Review and Update.....	249
Chapter 7: SCIO and AIDS in Singapore.....	253
Analysis of Xrroid Reactivity Readings of AIDS Patients in Budapest	255
Natural Treatment of Children with AIDS	256
Homeopathic and Naturopathic Treatment of AIDS.....	257
The Science of Antibiotics and AIDS.....	258
Endotoxin Stimulation.....	259
The Non-Specific Immune Stimulation Effect of Endotoxin Stimulation – Homeopathics	260
Homeopathic Treatment of Urinary E. Coli Infections.....	262
Homeopathic Treatment of Hemolytic Strep and Skin and Throat Infections	263
New Techniques of Homeopathic Treatment of Fungal Infections	264
Homeopathic Stimulation of White Blood Cell Motility.....	265
Stimulation of Motility Factors in Neutrophils	266
A Short Study of Comparison Factors of Homeopathic Treatment Vs. Enzymatic Treatment of Intestinal Parasites	267
So you have a cold – Is it allergy, asthma, influenza, infectious, or nutritional imbalance?.....	268
Homeopathic and Herbal Treatment of Amoeba Infections.....	269
Homeopathic Treatment of Treponema Infections	270
Homeopathic Treatment of Immunity	271
Immunological and Electrophysiological Reactivity of Patients With HIV Infection.....	272
Electrical Reactivity as a Prescreen of HIV Infection Patients	274
Transcript of the IUVDT Presentation on Homeopathic Treatment of AIDS.....	275
Report on the evaluation of potential antiviral activity of highly sophisticated nutritional homeopathics in an in-vitro HIV model	276

Auto Immunization Nelsonian Therapy	277
Homeopathic Treatment of Herpes-Like Conditions	278
Homeopathic Treatment of Epstein Barr Virus Infections	279
Antibiotic Disruption of Bowel Flora	280
Natural Treatment of Children with AIDS	281
Antibiotics as a Primary Co-Factor in AIDS Progression.....	282
Chapter 8: Cancer and Pre-Cancer Studies done in Kiev, presented in Paris.....	283
Homeopathic Treatment of Breast Cancer	287
Experimental Evidence for Homeopathic Treatment of Cancer in Cell Culture and Animal Population	288
Treating Cancer with Homeopathics.....	289
Homeopathic and Naturopathic Treatment of Fibrocystic Breast Disease	290
Nutritional Deficiency of Fatty Acids.....	291
A Short Review of Fatty Acids in Treatment of pH Disturbance	292
Homeopathic Treatment of Smoking, Addiction, a Protocol Guide and Research Study	293
Homeopathic Review of Insect, Spider, Sea Life, Snake and Other Venoms	294
Treating Polyps and Adhesions with Complex Homeopathy	295
Homeopathic and Naturopathic Treatment of Endometriosis.....	296
Cancer Seen Through Quantum Biology	297
Chapter 9: The developer, Desire’Dubounet	298
IMUNE 12 Month Home Study Course	299
Doctorate of Wellness.....	301
Scientists Who Have Worked with Desire’	303
State of Utah Medical Board and Nelson	306
English Homeopathy and Nelson.....	307
Nelson Method of Care	308
Canadian Research.....	309
Proof that the SINthetics are Incompatible with the Human Body	310
Proofs of the Powers of the Mind.....	311
Desire’s Collection of Books and Articles	315
Chapter 10: Hungarian Presentations on SCIO.....	321
Antibiotics as a Primary Co-factor in AIDS Progression	323

Cataract Study at the Szent Janos Hospital in Budapest	324
Electrical Reactivity as a Prescreen of HIV Infection Patients	326
Electrophysiological Stimulation of Body Charge Potentials.....	327
Electron spin resonance therapy and the SCIO	328
Immunological and Electrophysiological Reactivity of Patients with HIV Infection	329
Homeopathic Treatment of Epstein-Barr Virus Infections.....	330
New Techniques of Homeopathic Treatment of Fungal Infections	331
Stimulation of Motility Factors in Neutrophils	332
Full Spectrum Micronutrient Treatment of Bacteria	333
Bio-electronic Increase of Power Lifting Performance Clinic Details.....	334
Comparative Study on the Treatment of Average Allergy Patient with SCIO versus a Conventional Medical Protocol.....	335
Treating Handicapped Young Adults with the SCIO Device	336
SCIO Bio-electronic Supported Elimination of Toxic Substances form the Human Body	337
Electro-physiological Stimulation of Body Charge Potentials	338
Homeopathic Stimulation of White Blood Cell Motility as Analyzed under the Microscope	339
A Short Study of Comparison Factors of Homeopathic Treatment versus Enzymatic Treatment of Intestinal Parasites.....	340
Zapping the Human Papilloma Virus.....	342
Chapter 11: Midwife Studies done in Kauai, Hawaii by Sacred Birthing.....	343
Birth Trauma Research.....	344
QXCI Protocols – First Day.....	345
QXCI Birth Trauma Program	346
Research Results – Quantitative.....	347
Chapter 12: The Nahinga Project – The SCIO and HIV	350
Nahinga – Immuno Compromised Protocol	351
Electrical Reactivity as a Prescreen of HIV Infection Patients	351
Immunological and Electrophysiological Reactivity of Patients with HIV Infection	352
Antibiotics as a Primary Co-factor in AIDS Progression	353
Dr. Kofi Ghartey of Project Nahinga.....	354
Desire’ and the Shaman Healers of South Africa.....	355
Dr. Amanda Velloen – Update on Project Nahinga.....	356

Chapter 13: Nobel Prize in Medicine Nomination	357
Karolinska Institute	358
The Youngstown Vindicate 1987	359
Chapter 14: Royal Society of Medicine Presentations on SCIO Technology	360
The EPM World Congress of 1992	361
Dr. Julian Kenyon	363
Richard Gerber.....	364
Dr. LaValley.....	365
Dr. Wolfe’s Energetic Healthcare and Dentistry	367
Dr. Will Corell.....	368
Dr. William Nelson	369
Chapter 15: SCIO and Sports Studies	370
Hungarian Sports Congress – Scio Sport Study Review.....	371
Project December 2007 – A two week project in Shanghai and Beijing	372
The Crown Prince of Dubai.....	374
Dennis Johnson and the San Antonio Spurs	376
Dr. Igor and Novak Djokovic	377
Desi and Novak	378
An Introduction to Quantum Biofeedback and its use for Sport Performance Enhancement	380
Victory is Easier with the SCIO.....	381
AC Milan Testimonial	382
Voltammetric Stimulation of Testosterone in Gold Medal Athletes in the China Olympics.....	383
Chapter 16: Medical University of Timisoara.....	384
Chapter 17: The Structure and Properties of Water	385
Medical Presenters at the 2008 International Conference on Water	386
Chapter 18: SCIO Studies conducted and written in various languages	387
Chapter 19: 2011 Budapest World Congress	414
Desire’ Dubounet – The body electric.....	415
Dr. Igor Cetojevic Abstract – Novak Djokovic and Sports Medicine with the SCIO	416
Adam Mandel - Voltammetric Stimulation of Testosterone in Gold Medal Athletes in the China Olympics.....	417
Dr. Pauline A. Wills – Quantum Biofeedback Digital Health Analysis	418

Chapter 20: 2002 to 2010 Budapest QX World Congresses..... 420

 QX Congress Presenters 421

 Dr. Amanda Velloen – Update on Project Nahinga..... 422

 Dr. Helleen Coetzee – Quantum SCIO Biofeedback Program for Epigenetic Influences on Gene
 Expression 423

 Gage Tarrant – Lucidly Dreamingly a Peaceful World..... 424

 Kathryn Wilson – Clients with Allergies: Helping Avoid and Improve the Negative Degenerative Cycle
 425

 Dr. Matthias and Stephanie Heiliger – Vitality/Energy 426

 Suzan Covington – Dissipating Negative Thoughts (Karma) Protocol 427

Chapter 21: ISSN and ISBN Registrations 428

Chapter 22: SCIO Registrations..... 434

How to get the studies 442

Introduction

This book contains just the abstracts of the clinical research studies on the SCIO. These articles were done to the letter of the law all under medical doctor supervision and all published in ISSN international library peer reviewed medical journals. This is a validation and verification of the SCIO as a safe and effective medical device.

Today the measure of how valid your medical device is, is based on how many clinical research articles you have. Here is the research history of the SCIO dating back to 1985. Articles published in peer reviewed medical literature. The total pages of all of these studies and all of the SCIO literature would take a small truck to carry. This book contains just the abstracts of the clinical research studies on the SCIO. These articles were done to the letter of the law all under medical doctor supervision and all published in ISSN international library peer reviewed medical journals. This is a validation and verification of the SCIO as a safe and effective medical device.

If you have any questions please ask. Any of these studies can be gotten in their entirety for 25 euro thru pay pal. If you have any questions for any of the staff please write us. These articles have appeared in over 81 certified medical textbooks for you to peruse. Please go to www.immune.name for details on education and www.qxsubspace.com for details on the SCIO.



Chapter 1: Contemporary research

TVEP Literature Review and 2012 New Research

TVEP Literature Review and 2012 New Research

Written by Jozsef Mezei MD

STUDY INFORMATION:

SUPERVISING RESEARCHERS: Dr. Danis György, MD, Dr. Hilf Klara MD

MEDICAL CONSULTANT: Dr. Gebhard Gehring MD Bavaria, Germany

DATES: October 2012

SPONSORS:

SCIO International / Mandalay Kft.

INSTITUTIONAL MONITOR:

IMUNE / University of Timisoara (Victor Babes University of Medicine) Dr. Bacean Aurel MD

Abstract:

The SCIO device is EC registered to detect the Transcutaneous Voltammetric Evoked Potential (TVEP) of a patient. Using electrodes placed over the skin (Transcutaneous) measuring volt, amp, resistance and oscillation changes (Voltammetric) and measuring reactions to stimuli (Evoked Potential) the SCIO device is registered to do TVEP. In this article a brief review of medical doctor studies published in peer reviewed medical journals done over a twenty year period in **England, Canada, America, Hungary, Germany, Switzerland, South Africa, Mozambique, France, Japan, Ghana, China, and Romania** will more than validate the TVEP. Studies have shown time tested validity and medical acceptance of the art of TVEP.

In this study we assay the amount of repeated items in a pre and post Xroid test of treatment versus placebo testing. In the placebo group the test is set on subspace only. During our research on patients we test the pre and post Xroid test of over 10,000 voltammetric signatures of various items after a treatment or a placebo treatment. The top reactant items are calculated. In the post test significantly more repeated items show that the TVEP reactivity is functioning compared to the placebo group.

There have been tens of thousands of therapists confirming the TVEP everyday in the field and thousands of testimonials. But this paper is just to present the peer reviewed medical papers and the new 2011 research as proof of the validity of safety and efficacy of the TVEP.

Voltammetric Sarcodes Hormone Streaming of Testosterone – Update 2012

Voltammetric Sarcodes Hormone Streaming of Testosterone Update 2012

Written by Jozsef Mezel MD

STUDY INFORMATION:
SUPERVISING RESEARCHERS: Dr. Denis Gyöngy MD, Dr. Hill Klara MD
Licensed Hungarian Medical Doctors
Medical Consultant: Gebhard Gehring MD Bavaria, Germany
DATE and PLACE: Sept 2012
SPONSOR:
Mandalay KTL
INSTITUTIONAL MONITOR:
IMUNE / University of Timisoara

Abstract:

The QDC device measures a Voltammetric trivector signature of an item. Sarcodes are healthy tissue homeopathics, and a healthy hormone like testosterone can be used to make a Sarcodes. Once we have a three dimensional Voltammetric pattern we can stimulate that pattern into the body of a person and measure a reaction. The SQD is designed to make such a Voltammetric pattern pulse. This pattern mimics the hormone when it comes into the body. A short bursts is used for reactivity measure like the Transcutaneous Voltammetric Evoked Potential (TVEP), and a long burst is used for hormone streaming. A long burst (one minute or more) can stimulate the body's natural manufacture of a hormone such as testosterone. Many body builders use this technique with great success and some reported erections during the hormone streaming.

In our study 25 men (ages 18 to 60) were told to lie down and use their mind to turn themselves on and get an erect penis. They are not allowed to touch or move to do this but only in the mind. The men were connected to the SQD device and told it would help. The SQD device was set on placebo for the first round and the SQD was then operative on visit 2. The time it takes to get an erect penis is an indication of available testosterone. Testosterone is richer in young men and in the morning hours when you get an early morning erection. All tests were done after 12AM to minimize circadian effects. Thus there was a single blind test of testosterone streaming.

In the control measure there was an average of 13 minutes and several could not do it within the 15 minute allowed time. The second time with the SQD on testosterone streaming the time was nearly half with an average of 7.5 minutes and all achieved erections within the 15 allowed period.

Two decades Plus of Imponderable Voltammetric Homeopathy and Emotional Balance – 2012 Update

Two decades Plus of Imponderable Voltammetric Homeopathy and Emotional Balance- 2012 update

Written by Jozsef Mezei MD

STUDY INFORMATION:

SUPERVISING RESEARCHERS: Dr. Danis György, MD, Dr. Hill Klara MD

MEDICAL CONSULTANT: Dr. Gebhard Gehring MD Bavaria, Germany

DATES: October 2012

SPONSORS:

SCIO International / Mandalay Kft.

INSTITUTIONAL MONITOR:

IMUNE / University of Timisoara (Victor Babes University of Medicine) Dr. Bacean Aurel MD

Abstract:

This study was done in Munich, Germany and in Oradea, Romania under medical supervision. 45 subjects were measured for emotional imponderable reactivity with the SCIO set on proper treatment in half of the tests and placebo on the other half. The subjects were asked to look at the emotional imponderable reactions and to validate or determine how many of the reactions reflected their real emotional state. This was a double blind test and neither subject nor therapist knew which setting was which.

The comparison of treatment versus placebo control should a profound significance. This was proof at 40 plus subjects that there was indeed the ability of the xroid imponderable program to measure the reactivity of a patient to his emotional state.

2012 new studies Validating the SCIO auto-focusing Cybernetic loop

Written by Jozsef Mezei MD

STUDY INFORMATION:

SUPERVISING RESEARCHERS: Dr. Danis György, MD, Dr. Hif Klara MD

MEDICAL CONSULTANT: Dr. Gebhard Gehring MD Bavaria, Germany

DATES: October 2012

SPONSORS:

SCIO International / Mandalay Kft.


INSTITUTIONAL MONITOR:

IMUNE / University of Timisoara (Victor Babes University of Medicine) Dr. Bacean Aurel MD

In 2012 we completed a major work of a group of studies validating and verifying the SCIO. The SCIO is registered to measure body electric variable such as EEG, ECG, EMG, GSR, TVEP and these reflect VARHOP (Voltage, Amperage, Resistance, Hydration Oxidation and Ph). Then the SCIO is able to use Electro-Stim to treat injury with EWH (Electro-Wound-Healing), MCES (for addiction and emotions, MTENS for pain, and the electro-stim can rectify aberrant VARHOP conditions. To substantiate these claims even further a series of test were started years ago and completed in 2012. These studies showed significance in the SCIO dealing with Pain, Injury, Coordination, Endurance, Strength, Addiction, and Oxygenation. And the different studies showed significant results for TVEP reading to show reactions of Allersodes, Isodes, Nosodes, Sarcodes and other Trivector reactivity concerns. A study was shown to validate the ability of the SCIO to stabilize osmosis in the body. When the osmosis works better all things work better and also when we improve the VARHOP of the body electric all things work better. Our 40 years of clinical studies have shown conclusively the SCIO/Eductor cybernetic loop technology to be safe, and effective.

Thus Validating, Verifying and Substantiating the SCIO/Eductor technology.

Dr. Paul Drouin's Work on SCIO and Blood Cell Motility



VARHOPE Changes in a SCIO Session 2012 Update

Subtitle:

Correction of aberrant body electric profiles such as voltage, amperage, resistance impedance, proton + electron pressure

Written by Jozsef Mezei MD

STUDY INFORMATION:

SUPERVISING RESEARCHERS: Dr. Danis György, MD, Dr. Hill Klara MD

MEDICAL CONSULTANT: Dr. Gebhard Gehring MD Bavaria, Germany

DATES: October 2012

SPONSORS:

SCIO International / Mandalay Kft.

INSTITUTIONAL MONITOR:

IMUNE / University of Timisoara (Victor Babes University of Medicine) Dr. Bacean Aurel MD

Abstract:

This is a review of studies that demonstrate the safety and effective qualities of the SCIO device of effect changes in the body electric. A large scale study of over 103,000 patients with over 350,000 patient visits reported their diseases. Many studies have shown the ability of the SCIO to increase the body voltage and amperage volume, stabilize resistance, and improve oxidation and hydration. The SCIO measures global electrical measures of the body. When there are abnormal measures of the electro-physiological factors, the device allows a feedback loop between the Central Nervous System (CNS) of the patient and the device. Of the patient visits listed some 50 plus % showed very low electro-physiological factors, below 30% normal. The cybernetic electro-physiological feedback loop was then used to help the patient reduce stress and thus improve the electro-physiological factors. There was improvement in over 95% of the electro-physiological measures at the end of the session (post test) versus the pre test. The average improvement in electro-physiological VARHOPE factors is 5%. These patients reported stress reduction and improved well being as well.

TVEP reactivity scores to Allersode compounds measured 2012 update

Written by Jozsef Mezei MD

STUDY INFORMATION:

SUPERVISING RESEARCHERS: Dr. Danis György, MD, Dr. Hilf Klara MD

MEDICAL CONSULTANT: Dr. Gebhard Gehring MD Bavaria, Germany

DATES: October 2012

SPONSORS:

SCIO International / Mandalay Kft.

INSTITUTIONAL MONITOR:

IMUNE / University of Timisoara (Victor Babes University of Medicine) Dr. Bacean Aurel MD

Abstract: In this continuing study started in 2009 we have since tested 39 males and 33 females with known allergies using the Transcutaneous Voltammetric Evoked Potential (TVEP) electrical reactivity in the SCIO. The SCIO readings to the allersodes of the know allergies of the subjects was compared to TVEP xrrroid scores of the non-allergic trivector readings. The reactivity scores of the known allergies were significantly higher than the non-allergic items. This research adds to the continuing steam of evidence that proves the TVEP reactivity reaction of the SCIO. The SCIO technology is able to test and display allergy reactions.

Introduction:

An **allergy** is a hypersensitivity disorder of the immune system.^[1] Allergic reactions occur when a person's immune system reacts to normally harmless substances in the environment. A substance that causes a reaction is called an allergen. These reactions are acquired, predictable, and rapid. Allergy is one of four forms of hypersensitivity and is formally called type I (or immediate) hypersensitivity. Allergic reactions are distinctive because of excessive activation of certain white blood cells called mast cells and basophils by a type I of antibody called immunoglobulin E (IgE). This reaction results in an inflammatory response which can range from uncomfortable to dangerous.

Stimulating Eye Hand Coordination With SCIO VARHOPE update 2012

Written by Jozsef Mezei MD

STUDY INFORMATION:

SUPERVISING RESEARCHERS: Dr. Danis György, MD, Dr. Hilf Klara MD

MEDICAL CONSULTANT: Dr. Gebhard Gehring MD Bavaria, Germany

DATES: October 2012

SPONSORS:

SCIO International / Mandalay Kft.

INSTITUTIONAL MONITOR:

IMUNE / University of Timisoara (Victor Babes University of Medicine) Dr. Bacean Aurel MD

Abstract: In this 54 subject study we review the history of the SCIO sport medicine use with an eye on eye hand coordination 21 athletic males from 13 to 43 were asked to shoot basketball free throws in a double blind fashion after being on the SCIO or after a placebo treatment in 2011.

In August 2012 15 athletes were give the same double blind test with very similar results. In Munich Germany 18 subjects were tested with darts accuracy to determine the ability of the SCIO to increase eye hand coordination. The SCIO treatment was proven effective in safely and reliably increasing eye hand coordination.

So in total 54 people participated in a double blind study with reversal patterns that prove the ability of the SCIO autofocused stimulation to improve eye hand coordination.

Significant results will show that increase in VARHOPE from the treatment group correlate to increased performance of eye hand coordination needed for free throws, darts and other coordination challenges.

TVEP reactivity scores to compounds measured update 2012

Written by Jozsef Mezei MD

STUDY INFORMATION:

SUPERVISING RESEARCHERS: Dr. Danis György, MD, Dr. Hliff Klara MD

MEDICAL CONSULTANT: Dr. Gebhard Gehring MD Bavaria, Germany

DATES: October 2012

SPONSORS:

SCIO International / Mandalay Kft.

INSTITUTIONAL MONITOR:

IMUNE / University of Timisoara (Victor Babes University of Medicine) Dr. Bacean Aurel MD

Abstract: In this study we tested 43 males Transcutaneous Voltammetric Evoked Potential (TVEP) electrical reactivity to two compounds given internally. One was diluted orange juice to act as a placebo and the next one was a safe weak dilution of a common insecticide. The subjects had a very significant reaction to homeopathic compounds containing the insecticide detox and other detox compounds. They also had a no measurable reaction to placebo orange juice after testing. The placebo test showed no reaction to the sensitive compounds were as the treatment group had significant reactions. This points to the efficacy of the TVEP method.

Introduction:

There is irrefutable confirmation that the genetic family of the electro sense of fish is the same as the olfaction sense in humans. Humans have evolved a diverse use and utility for the voltammetric function known as olfaction. Voltammetry is the science of the recognition of this field. Our literature review shows this. Since the olfaction sense is irrefutable electric, a stimulus of a voltammetric signature amplified over ten thousand times and given globally through the SCIO harness will provoke a transcutaneous electro-dermal evoked potential reaction (TVEP) of the electro-olfactory system. This is the Xrroid part of the test registered in the 1989 510k of the USA registration. Siemens defines the reactance of an item to measure of the change in voltage, plus the change in amperage, plus the change in resistance.

TVEP reactivity scores to Nosode compounds measured – 2012 Update

Written by Jozsef Mezei MD

STUDY INFORMATION:

SUPERVISING RESEARCHERS: Dr. Danis György, MD, Dr. Hillf Klara MD

MEDICAL CONSULTANT: Dr. Gebhard Gehring MD Bavaria, Germany

DATES: October 2012

SPONSORS:

SCIO International / Mandalay Kft.

INSTITUTIONAL MONITOR:

IMUNE / University of Timisoara (Victor Babes University of Medicine) Dr. Bacean Aurel MD

Abstract: In this study we tested 29 males and 33 females with known infections using the Transcutaneous Voltammetric Evoked Potential (TVEP) electrical reactivity in the SCIO. The SCIO readings to the infectious nosodes of the know infections of the subjects was compared to TVEP arroid scores of the infectious items trivector readings. The reactivity scores of the known nosodes were significantly higher than the non-infectious items. This proves the TVEP reactivity reaction of the SCIO.

Introduction:

There is irrefutable confirmation that the genetic family of the electro sense of fish is the same as the olfaction sense in humans. Humans have evolved a diverse use and utility for the voltammetric function known as olfaction. Voltammetry is the science of the recognition of this field. Our literature review shows this. Since the olfaction sense is irrefutable electric, a stimulus of a voltammetric signature amplified over ten thousand times and given globally through the SCIO harness will provoke a transcutaneous electro-dermal evoked potential reaction (TVEP) of the electro-olfactory system. This is the Xrroid part of the test registered in the 1989 510k of the USA registration. Siemens defines the reactance of an item to measure of the change in voltage, plus the change in amperage, plus the change in resistance. See how in the articles that follow how change in trans-dermal resistance is the key factor in calculating the electro-sense.

SCIO's Effect on Body Osmosis – 2012 Update

SCIO's Effect on Body Osmosis 2012 -Update

Written by Jozsef Mezei MD

STUDY INFORMATION:

SUPERVISING RESEARCHERS: Dr. Danis György, MD, Dr. Hill Klara MD

MEDICAL CONSULTANT: Dr. Gebhard Gehring MD Bavaria, Germany

DATES: October 2012

SPONSORS:

SCIO International / Mandalay Kft.

INSTITUTIONAL MONITOR:

IMUNE / University of Timisoara (Victor Babes University of Medicine) Dr. Bacean Aurel MD

Abstract:

When we apply a micro charge electro-pulse through a process, Osmosis increases. Everything in the body depends on osmosis. When Osmosis increases enzymes work better, hormones work better, detox works better, nutrition works better, all cellular functions works better. This helps explain the tremendous results the SCIO patients get on all types of diseases. There is a universal stimulation of osmosis. The SCIO measures the body level of Voltage, Amperage, Resistance, Hydration, Oxidation and Ph (VARHOP). By stimulating an autofocusing cybernetic harmonic frequency to the body the SCIO can maximize the osmosis increasing effect without doing any damage. Since it is through Osmosis that the cells bring nutrition and remove toxins, all of life's processes are improved. Injury improves from the Electrical field stimulation of the SCIO.

In this study 69 subjects were hooked to the SCIO with the SCIO off and a line drawn firmly on their forearm with a finger nail. Then we count the seconds it takes before the line turns red. This is an indication of osmosis as that the traumatized tissue will have histamine rush in the s traumatized tissue of the forearm. The time it takes indicates the osmosis ability. Norms are 8 to 10 sec. Then the SCIO is turned on and the line drawn on the forearm again of the subject. In the control group there was an average of 12 seconds and 4 did not have the line appear after the 20 sec deadline. The SCIO group had an average of 9 seconds and all were under the deadline. This improvement of treatment group over control demonstrates the SCIO's ability to increase osmosis thru its auto-focused electrical pulsation. This verifies the SCIO ability to enhance osmosis.

Double Blind Study of Sport Performance with the SCIO device versus Placebo control – 2012 Update

TITTLE: Double Blind Study of Sport Performance with the SCIO device versus Placebo control 2012 update

Written by Jozsef Mezei MD

STUDY INFORMATION:

SUPERVISING RESEARCHERS: Dr. Danis György, MD, Dr. Hillf Klara MD

MEDICAL CONSULTANT: Dr. Gebhard Gehring MD Bavaria, Germany

DATES: October 2012

SPONSORS:

SCIO International / Mandalay Kft.

INSTITUTIONAL MONITOR:

IMUNE / University of Timisoara (Victor Babes University of Medicine) Dr. Bacean Aurel MD

Abstract: This study took 40 healthy athletic subjects and measured their strength power performance before and after a SCIO therapy and compared to Placebo control group. This study showed an increase in strength performance in the treatment SCIO group versus the control group in most patients.

Introduction: There is much double blind evidence at the SCIO device can increase the VARHOPE electrical parameters of the body over a short 45 min session. (VARHOPE is an acronym for Voltage-Amperage-Resistance-Hydration-Oxidation- Ph- Eh). For more complete description of the studies and science see the VARHOPE medical textbook.

There is also much evidence of increased sport performance from SCIO treatment over twenty years of clinical sport use. This study theorizes that the VARHOPE increase results in increased muscle performance. In preliminary studies a grip strength measure was inaccurate and not of much use for this study. This study will seek a better more refined measure of strength using free weight repetition.

Since there has been a documented increase in Voltage and Amperage and since Voltage times Amperage equals power there should be a documented physical strength measure.

Hundreds of athletes for over two decades have used the QXCI, EPFX, SCIO, Eductor with great results. Each of these systems has been designed to measure and balance the body electric factors and make the body electric stronger. This is not a simple matter since the body has so many safeguards to resist electrical stimulation. The body electric must safeguard from destabilizing electrical forces in the environment.

Voltammetric Sarcodes Hormone Streaming of Testosterone Update 2012

Written by Jozsef Mezei MD

STUDY INFORMATION:

SUPERVISING RESEARCHERS: Dr. Danis György, MD, Dr. Hilf Klara MD

MEDICAL CONSULTANT: Dr. Gebhard Gehring MD Bavaria, Germany

DATES: October 2012

SPONSORS:

SCIO International / Mandalay Kft.

INSTITUTIONAL MONITOR:

IMUNE / University of Timisoara (Victor Babes University of Medicine) Dr. Bacean Aurel MD

Abstract:

The QOC device measures a Voltammetric trivector signature of an item. Sarcodes are healthy tissue homeopathics, and a healthy hormone like testosterone can be used to make a Sarcodes. Once we have a three dimensional Voltammetric pattern we can stimulate that pattern into the body of a person and measure a reaction. The SDO is designed to make such a Voltammetric pattern pulse. This pattern mimics the hormone when it comes into the body. A short burst is used for reactivity measure like the Transcutaneous Voltammetric Evoked Potential (TVEP), and a long burst is used for hormone streaming. A long burst (one minute or more) can stimulate the body's natural manufacture of a hormone such as testosterone. Many body builders use this technique with great success and some reported erections during the hormone streaming.

In our study 25 men (ages 13 to 60) were told to lie down and use their mind to turn themselves on and get an erect penis. They are not allowed to touch or move to do this but only in the mind. The men were connected to the SDO device and told it would help. The SDO device was set on placebo for the first round and the SDO was then operative on visit 2. The time it takes to get an erect penis is an indication of available testosterone. Testosterone is richer in young men and in the morning hours when you get an early morning erection. All tests were done after 12AM to minimize circadian effects. Thus there was a single blind test of testosterone streaming.

In the control measure there was an average of 13 minutes and several could not do it within the 15 minute allowed time. The second time with the SDO on testosterone streaming the time was nearly half with an average of 7.5 minutes and all achieved erections within the 15 allowed period.

Thus it appears that hormone streaming works and the body builders success is real from hormone streaming.

MCES and Addiction Control a Dbl Blind Clinical Study -2012 update

Written by Jozsef Mezei MD

STUDY INFORMATION:

SUPERVISING RESEARCHERS: Dr. Daris György, MD, Dr. Hilf Klara MD

MEDICAL CONSULTANT: Dr. Gebhard Gehring MD Bavaria, Germany

DATES: October 2012

SPONSORS:

SCIO International / Mandalay Kft.

INSTITUTIONAL MONITOR:

IMUNE / University of Timisoara (Victor Babes University of Medicine) Dr. Bacean Aurel MD

Abstract:

This study was done in a medical doctor supervised clinical setting in Romania and Munich Germany. 43 patients with tobacco addiction and 25 patients with alcohol addiction diagnosis were given SCIO MCES treatments or Placebo treatments for three to ten sessions. There was three report of headache logged and no report of any significant risks. Patients were asked to rate their desire or cravings as scalar numbers from one to ten rating. There was significant evidence of the SCIO MCES reducing craving versus the Placebo control group. The literature discussion proves that there is a wealth of evidence for MCES ability to reduce addiction cravings. The Autofocused Cybernetic Stimulation of the SCIO technology has an improved ability to help stabilize emotional and reduce aberrant addictive impulses. The literature shows MCES has positive results to lower addiction craving and to stabilize emotional depression. The significant evidence of the SCIO technology's ability to make this claim is now firmly established. Discussion will show a statistically significant positive effect on addiction and emotions using MCES and trans-cranial-cutaneous electrodes.

SCIO Effects on Oxygenation/Oxidation

SCIO Effects on Oxidation/Oxygenation 2012

Written by Jozsef Mezei MD

STUDY INFORMATION:

SUPERVISING RESEARCHERS: Dr. Danis György, MD, Dr. Hilf Klara MD

MEDICAL CONSULTANT: Dr. Gebhard Gehring MD Bavaria, Germany

DATE and PLACE: October 2012, Munich, Germany

SPONSORS:

SCIO International / Mandalay Kft.

INSTITUTIONAL MONITOR:

IMUNE / University of Timisoara (Victor Babes University of Medicine) Dr. Bacean Aurel MD

Abstract: In our test of the VARHOP Index in Germany 2009 we saw significant ability of the SCIO to improve the VARHOP Profile (Voltage, Amperage, Resistance, Hydration, Oxidation and Proton pressure). Here we saw an increase in the Oxidation index. There was also a strong trend of increase in our double blind stand-ups sit-downs while holding the breath test. This was a test of the anaerobic strength of the body or the ability of the subjects to do a physical task while in a deprived oxygen condition. Our hypothesis is that the increase of Oxidation and osmosis proven before would be able to increase oxygenation and endurance. Much experiential study has shown the benefits of SCIO on athletes. We thought that a double blind direct measure of time of holding the breath would be easier to measure and make less opportunity for interference. So in August 2012 Munich Germany 32 volunteers had the stimulation of the SCIO with pre and post measures of the time they can hold their breath. On certain random sampled volunteers Placebo control was performed.

The results show a significant increase in breath retention and thus endurance. The SCIO autofocused cybernetic pulse increase osmosis as well as the VARHOP index. So an increase in body voltage and amperage coupled with an increase with oxidation produces a distinct improvement in oxygenation and endurance.

I

MCES and Addiction Control a Dbl Blind Clinical Study and Literature Review

MCES and Addiction Control a Dbl Blind Clinical Study and Lit Review

Written by Jozsef Mezei MD from Sighisoara, Romania

STUDY INFORMATION:

SUPERVISING RESEARCHERS: Dr. Danis György, MD, Dr. Hif Klara MD
Licensed Hungarian Medical Doctors

DATES: July 2011

SPONSOR:

Maltreva Kft.

MONITOR:

IMUNE (International Medical University of Natural Education)

Abstract:

Ten patients with tobacco addiction and five patients with alcohol addiction diagnosis were given SCIO MCES treatments or Placebo treatments for three to ten sessions. There was one report of headache logged and no report of any significant risks. Patients were asked to rate their desire or cravings as scalar numbers from one to ten rating. There was evidence of the SCIO MCES reducing craving versus the Placebo control group. The MCES had positive results to lower addiction craving and to stabilize emotional depression. Discussion will show a positive effect on addiction and emotions using MCES and trans-cranial-cutaneous electrodes.

Trauma Sport Pain Electro Healing With SCIO - 2012 Update

Written by Jozsef Mezei MD

STUDY INFORMATION:

SUPERVISING RESEARCHERS: Dr. Danis György, MD, Dr. Hill Klara MD

MEDICAL CONSULTANT: Dr. Gebhard Gehring MD Bavaria, Germany

DATES: October 2012

SPONSORS:

SCIO International / Mandalay Kft.

INSTITUTIONAL MONITOR:

IMUNE / University of Timisoara (Victor Babes University of Medicine) Dr. Bacean Aurel MD

Abstract:

When we apply a micro charge electro-pulse through a process, Osmosis increases. The SCIO measures the body level of Voltage, Amperage, Resistance, Hydration, Oxidation and pH (VA/THOP). By stimulating an autofocusing cybernetic harmonic frequency to the body the SCIO can maximize the osmosis effect. Since it is through Osmosis that the cells bring nutrition and remove toxins, all of life's processes are improved. Injury improves from the Electrical field stimulation of the SCIO. The SCIO send signals thru each extremity and the SCIO knows the difference between healthy signal return and injured signal return. The SCIO can use an autofocused changing set of pulses to treat the injured tissue and stimulate and speed up natural recovery.

In this study 27 fit healthy subjects in Romania and Munich Germany were hit with a sport injury of the same strength on each leg one at a time. The one leg would get real SCIO therapy the other leg would get Placebo. After the SCIO or control treatment the athletes rated the pain in 10 min intervals till pain recovery was stable. The SCIO showed ability to lower pain after a slight sport injury and promote flexibility recovery quicker than placebo treatment. It is proposed that the increase in osmosis and the autofocused injury treatment pulse increases the body's natural ability to deal with pain and heal.

Transcutaneous Electro-Nerval Stimulation for pain and Electro Wound Healing for injury have been well documented in the literature. This study has shown conclusively that the SCIO technology is significantly safe and effective in treating sport pain and minor injuries.

Chapter 2: 2011 Research

TVEP Literature Review and the Most Recent Research

TVEP Literature Review and 2011 New Research

STUDY INFORMATION

SUPERVISING RESEARCHER: Dr. Davis Gyorgy, MD, Licensed Hungarian Medical Doctor
written and edited by Desiree Dubounet Professor of Medicine IMUNE

DATES: March 2011

SPONSOR

Matreya Kft.

H-3089 Budapest,

Kalvaria ter 2.

Hungary

Phone: 36-1-303-6043

Fax: 36-1-210-9340

MONITOR

IMUNE (International Medical University of Natural Education)

Abstract:

The SCIO device is EC registered to detect the Transcutaneous Voltammetric Evoked Potential (TVEP) of a patient. Using electrodes placed over the skin (Transcutaneous) measuring volt, amp, resistance and oscillation changes (Voltammetric) and measuring reactions to stimuli (Evoked Potential) the SCIO device is registered to do TVEP. In this article a brief review of medical doctor studies published in peer reviewed medical journals done over a twenty year period in England, Canada, America, Hungary, Germany, Switzerland, South Africa, Mozambique, France, Japan, Ghana, China, and Romania will more than validate the TVEP. Studies have shown time tested validity and medical acceptance of the art of TVEP.

In this study we assay the amount of repeated items in a pre and post Kiroid test of treatment versus placebo testing. In the placebo group the test is set on subspace only. During our research on patients we test the pre and post Kiroid test of over 10,000 voltammetric signatures of various items after a treatment or a placebo treatment. The top reactant items are calculated. In the post test significantly more repeated items show that the TVEP reactivity is functioning compared to the placebo group.

There have been tens of thousands of therapists confirming the TVEP everyday in the field and thousands of testimonials. But this paper is just to present the peer reviewed medical papers and the new 2011 research as proof of the validity of safety and efficacy of the TVEP.

SCIO's Effect on Body Osmosis

SCIO's Effect on Body Osmosis

Written by Prof Desire' Dubounet of IMUNE

STUDY INFORMATION:

SUPERVISING RESEARCHERS: Dr. Denis György, MD, Dr. Hill Klara MD
Licensed Hungarian Medical Doctors

DATES: Jan 2012

SPONSOR:

Maitreya Kft.

MONITOR:

IMUNE (International Medical University of Natural Education)

Abstract:

When we apply a micro charge electro-pulse through a process, Osmosis increases. Everything in the body depends on osmosis. When Osmosis increases enzymes work better, hormones work better, detox works better, nutrition works better, all cellular functions works better. This helps explain the tremendous results the SCIO patients get on all types of diseases. There is a universal stimulation of osmosis. The SCIO measures the body level of Voltage, Amperage, Resistance, Hydration, Oxidation and Ph (VARHOP). By stimulating an autofocusing cybernetic harmonic frequency to the body the SCIO can maximize the osmosis increasing effect without doing any damage. Since it is through Osmosis that the cells bring nutrition and remove toxins, all of life's processes are improved. Injury improves from the Electrical field stimulation of the SCIO.

In this study 13 subjects were hooked to the SCIO with the SCIO off and a line drawn firmly on their forearm with a finger nail. Then we count the seconds it takes before the line turns red. This is an indication of osmosis as that the traumatized tissue will have histamine rush in the traumatized tissue of the forearm. The time it takes indicates the osmosis ability. Norms are 8 to 10 sec. Then the SCIO is turned on and the line drawn on the forearm again of the subject. In the control group there was an average of 12 seconds and 2 did not have the line appear after the 20 sec deadline. The SCIO group had an average of 9 seconds and all were under the deadline. This improvement of treatment group over control demonstrates the SCIO's ability to increase osmosis thru its auto-focused electrical pulsation.

Quantum Medicine, Modern Integrated Concept of TCM in the
Informational Age

Quantum Medicine, Modern
Integrated Concept of TCM in
the Informational Age

Dr. Mezei Iosif
Tongtian Medical Center
Sighisoara

2011 October Presentation

A double blind placebo-controlled study of the application of Eclasion EPFX/SCIO therapy for stress reduction clinical study protocol

A double-blind placebo-controlled study of the application of Eclasion EPFX/SCIO therapy for stress reduction clinical study protocol

Dr. Gianfranco Amaduzzi

Bologna, Italy

2008 Ethics international

Luigi Maselli

Bari, Italy

Rossella IanTomo

Milano, Italy

Giuseppe Mauger

Catanid, Italy

Dr. Rainer Mutschler

Germany

Kathrin Sollner,

Germany

PURPOSE OF STUDY

The purpose of this clinical study is to determine the efficacy of the ECLOSION Electro Physiological Feedback Xroid (EPFX)/Scientific Consciousness Interface Operations System (SCIO) device, manufactured by ECLOSION KFT (the Company), in stress reduction by introducing low-level electromagnetic frequencies into an individual's body through electrodes attached to the person's wrists, ankles, and forehead to balance or harmonize and return to normal the optimal frequencies at which the body's cells and organs should resonate. This enables the body to strengthen, heal and expel the pathogens that propagate stress and its associated 'unwellness', consequently reducing stress and improving general health and function.

A double blind placebo-controlled study of the application of the SCIO Universal Electrophysiological Biofeedback System for statistical evaluation of the SCIO's ability to increase Body Wellness after one 45-minute session

A double-blind placebo-controlled study of the application of the SCIO Universal Electrophysiological Biofeedback System for statistical evaluation of the SCIO's ability to increase Body Wellness after one 45-minute session

Gage Tarrant, Bart Keough, Jane Summers, Jill Carvalho, Gene Helton, Lynn Smith and Julie Craker in Seattle, U.S.A.;

Jacqueline Jacques, Jean-Pierre Turbkin, Adrian Muresan and Anne Préau in Paris, France;

Dr. Codruta Bacean and Dr. Onut Bacean in Timisoara, Romania;

Dr. Rainer Mutschler and Kathrin Sollner in Speyer, Germany.

Dr. Danis in Budapest, Hungary

In this study there were conclusive results of electro-physiological improvement. This study was conducted at five sites of approximately 40 subjects in each.

Under medical supervision the study was conducted in Budapest, Hungary, Timisoara, Romania, Seattle Washington, Speyer Germany, and Paris, France. Thus there were over 200 patients in this medical study.

5 August 2009 - 27 November 2009.

Introduction

BACKGROUND: Stress is known to have many negative effects on multiple aspects of an individual's life. Stress can affect an individual's physical, cognitive, emotional and social well-being. We hypothesized that within one 45 minute biofeedback session, a measurable improvement in Body Wellness indicators can be achieved.

OBJECTIVE: To evaluate whether a 45 minute session with the SCIO biofeedback device affects an individual's Body Wellness.

DESIGN: Randomized, double-blind, placebo controlled trial.

SETTING AND PATIENTS: 192 individuals with awareness of levels of perceived stress as well as injuries/pain, between 18 and 65 years of age, male or female, randomized into placebo and SCIO test groups, at private clinics at multi centered sites.

INTERVENTION: Subjects were randomized to the test group (a 45 minute SCIO biofeedback system session) or placebo (SCIO, Maitreya Kft. www.qxsubspace.com)

MEASURES: Pre and post measures as follows: Quality of Life Questionnaire, Energy Index Factor (systolic blood pressure left arm sitting + the diastolic blood pressure left arm sitting x pulse), Grip Strength Test (measured in kilograms), Oxygenation Test, Flexibility Test (measured in inches in The USA and centimeters everywhere else), Memory Test, pH Test, VARHOPE scores (electrical measures within the device, as follows: voltage (V), amperage (A), resistance (R), hydration (H), oxygenation (O), proton pressure (P) and electron pressure (E)).

RESULTS: Patients in SCIO group had greater VARHOPE scores than those in placebo group ($p < 0.005$). The other indicators of Body Wellness were not statistically significant, but there are trends in the improvement levels between the Test and Control (Placebo) groups.

CONCLUSIONS: The electrical parameters of VARHOPE can be improved by a 45 minute SCIO biofeedback session. However, it may require more SCIO biofeedback sessions for the other Body

MCES and Addiction Control a Dbl Blind Clinical Study and Lit Review

Written by Jozsef Mezel MD

STUDY INFORMATION:

SUPERVISING RESEARCHERS: Dr. Danis György, MD, Dr. Hliff Klara MD

DATES: September 2011

SPONSORS:

SCIO International / Maltreya Kft.

INSTITUTIONAL MONITOR:

IMUNE / University of Timisoara (Victor Babes University of Medicine) Dr. Bacean Aurel MD

Abstract:

Ten patients with tobacco addiction and five patients with alcohol addiction diagnosis were given SCIO MCES treatments or Placebo treatments for three to ten sessions. There was one report of headache logged and no report of any significant risks. Patients were asked to rate their desire or cravings as scalar numbers from one to ten rating. There was evidence of the SCIO MCES reducing craving versus the Placebo control group. The MCES had positive results to lower addiction craving and to stabilize emotional depression. Discussion will show a positive effect on addiction and emotions using MCES and trans-cranial-cutaneous electrodes.

Introduction:

Micro-current Cranial Electro Stimulation MCES is a new advance in Cranial Electro Stimulation CES and energetic medicine. "Electrotherapy" has been in use for over 2000 years, as shown by the clinical literature of the early Roman physician, Scribonius Largus, who wrote in the *Compositiones Medicae* of 46 AD that his patients should stand on a live black torpedo fish for the relief of a variety of medical conditions, including gout and headaches. Claudius Galen (131 - 201 AD) also suggested using the shocks from the electrical fish for medical therapies. There is evidence of electro-therapy in ancient Babylon and Egypt. The body works on electro signals and electro stimulation of low current helps homeostasis.

Low intensity electrical stimulation is believed to have originated in the studies of galvanic currents in humans and animals as conducted by Giovanni Aldini, Alessandro Volta and others in the 18th century. Aldini had experimented with galvanic head current as early as 1794 (upon himself) and reported the successful treatment of patients suffering from melancholia depression using direct low-



Cranial electrotherapy stimulation and fibromyalgia

Marshall F. Gitula

Contents

- Evidence for efficacy of CES in the treatment of FM
- Role of the patient in FM treatment
- Role of D-fibose in FM treatment
- Stress reduction in FM treatment with the EPK
- Conclusion
- Expert commentary
- Five-year view
- Information resources
- Key words
- References
- Abstract

Carl DeAngelis Research Institute
2510 Angus Avenue, Miami,
FL 33122, USA
Tel: +1 305 452 1470
+1 305 329 4797
Fax: +1 305 454 6914
cgitula@carldeangelis.com

Keywords:
Alpha Stim[®], CES, fibromyalgia, fibromyalgia syndrome, D-fibose, EPK, fibromyalgia, mechanism of CES, neuroelectrical stimulation, pharmacology

Cranial electrotherapy stimulation (CES) is a well-documented neuroelectrical modality that has been proven effective in some good studies of fibromyalgia (FM) patients. CES is no panacea but, for some FM patients, the modality can be valuable. This article discusses aspects of both CES and FM and how they relate to the individual with the condition. FM frequently has many comorbidities such as anxiety, depression, insomnia and a great variety of different rheumatologic and neurological symptoms that often resemble multiple sclerosis, dysautonomia, chronic fatigue syndrome and others. However, despite long-standing criteria from the American College of Rheumatology for FM, some physicians believe there is probably no single homogeneous condition that can be labelled as FM. Whether it is a disease, a syndrome or something else, sufferers feel like they are living one disaster after another. Active self-involvement in care usually enhances the therapeutic results of various treatments and also improves the patient's sense of being in control of the condition. D-fibose supplementation may prove to significantly enhance energy, sleep, mental clarity, pain control and well-being in FM patients. A form of evoked potential biofeedback, the EPK, is a powerful stress reduction technique which assesses the chief stressors and risk factors for illness that can impede the FM patient's built-in healing abilities. Future healthcare will likely expand the diagnostic criteria of FM and/or illustrate a group of related conditions and the ways in which the conditions relate to each other. Future medicine for FM and related conditions may increasingly involve multimodality treatment that features CES as one significant part of the therapeutic regimen. Future medicine may also include CES as an invaluable, cost-effective add-on to many facets of clinical pharmacology and medical therapeutics.

Expert Opin Med Devices (2012) 9(10), 1001–1010 (2012)

Cranial electrotherapy stimulation (CES) with Alpha Stim[®] is a well-documented neuroelectrical modality that has been proven effective in some good studies of fibromyalgia (FM) patients (1,2,3,4,5). This article discusses aspects of both CES and FM and how they relate to the individual with the condition. CES is the US FDA- and EU recognized generic category for medical devices using microcurrent levels of electrical stimulation applied across the head via transcranial electrodes for the treatment of anxiety, insomnia and depression. Microcurrent (<1000 µA) stimulation usually means 1 mA or less, whereas transcranial electrical nerve stimulation (TENS) involves higher currents in the 50–100 mA range and with very different waveforms. CES treatment

of anxiety and depression began in the USA in the early 1960s, and is still being prescribed routinely by several hundreds of physicians today, but has yet to achieve ubiquitous acceptance in medical practice. That is possibly because sufficient information has not been made available to practitioners regarding the safety and efficacy of CES as a treatment for the approved indications of anxiety, insomnia and depression. Using an electro-medical device requires more of an additional learning curve for both practitioners and patients who are accustomed to the pharmaceutical model of intervention. Ingesting a capsule or a tablet does not always require the attention to detail that correct application of one clip electrode, for example, demands. We have been conditioned

SCIO's Ability to Increase Charge Stability and Redox Potential

SCIO's ability to increase Charge Stability and Redox Potential

A double-blind placebo-controlled study of the application of the SCIO Universal Electrophysiological Biofeedback System for statistical evaluation of the SCIO's ability to increase Body Wellness after one 45-minute session

ABSTRACT

In this study we evaluated over 200 patients in a double blind test of their body electric parameters, wellness and stress. the double blind study was conducted with medical staff, medical supervision in Timisoara, Romania, Seattle, Washington, USA, and Speyer, Germany. They measured life style patterns, wellness measures, stress inventory, and global body electrical factors known as the VARHOPE. Components of Voltage, Amperage, Resistance, Hydration, Oxidation, Proton and Electron pressure. These factors were measured before a treatment and right after a single 45 minute SCIO session. There were significant results achieved in the VARHOPE scores pointing to a change in the body electric. There were results in the wellness scores but of less statistical validity. This points to a longer term study to perhaps increase the effects in these areas.

Stimulating Eye Hand Coordination with SCIO VARHOPE

Stimulating Eye Hand Coordination With SCIO VARHOPE

Written by Jozsef Mezei MD

STUDY INFORMATION:

SUPERVISING RESEARCHERS: Dr. Danis György, MD, Dr. Hílf Klara MD

Licensed Hungarian Medical Doctors

DATE and PLACE: August, 2011.

SPONSORS:

SCIO International / Mandalay Kft.

INSTITUTIONAL MONITOR:

IMUNE / University of Timisoara (Victor Babes University of Medicine) Dr. Bacean Aurel MD

Abstract: In this study we review the history of the SCIO sport medicine use with an eye on eye hand coordination 21 athletic males from 13 to 43 were asked to shoot basketball free throws in a double blind fashion after being on the SCIO or after a placebo treatment. Results will show that increase in VARHOPE from the treatment group correlate to increased performance of eye hand coordination needed for free throws.

The SCIO is 85% to 95% accurate

The SCIO is 85% to 95% accurate

Abstract: We have used the SCIO device for 4 years now and have seen over 3000 patients. The device shows reactivity profiles of the patient to voltammetric signatures of various items such as microorganisms, allergy items, toxic compounds, healthy tissues, vitamins, herbs, minerals, enzymes, homeopathics, and various other items. We have seen the accuracy of the reactions be uncanny accurate. This study will reflect the patient's profiles in our practice for over the last 3 years. As indicated in the title the device is very accurate.

Key Words:

CBR = Computerized Body Resonance scan = Scio

EPR = Electro-Physiological-Reactivity

Input = the known diagnosis eg Shingles, Chickenpox etc. (undisputable inputs have been used)

Output = What the Scio / CBR scan finds.

Purpose of study: To check the accuracy of the Scio INPUT measurement.

The HIV measurement had a long batch negatives. Using the older software. The newer one is basically 90% to 100% accurate.

Author:

Dr. Francois Theron

Medical degrees:

B.Med.Sci. (Medical Science) University of Pretoria. 1979

MBChB Bachelor in Medicine and Bachelor in Surgery Univ Pretoria 1984

Dip. Fam. Med. Post Graduate Diploma in Family Medicine Univ. of Pretoria. 2002

Bill Cunningham Case Study



**SCIO is Validated and Verified
Medicine of the Future**

From Bill Cunningham

In early December of 2011 a referral came to me . A distressed mother asked my friend if there was anyone he knew that could help her 44 year old autistic daughter.

Since my friend was a client of mine for nearly two decades, he felt confident the SCIO technology could help this poor autistic soul.

The Mother then poured out her heart about her daughter's symptoms of insomnia, TMJ pain, nervous agitation, varicose veins and thinning hair. The most painful report from the Mother was the nearly total lack of language skills and introversion that the autistic daughter was suffering from. The little girl was not able, though willing, to express herself to loving Family members who have cared for her over her 44 years of life.

As taught by my gracious mentor Prof. Wm. C. Nelson, I ran the SCIO tech Biofeedback Session on the autistic girl, with all its new programs, on December 13, 2011.

I also sent some of Prof. Nelson's "Dr. Recommends" homeopathic remedies to her to be carefully administered by the Mother and caring Family members.

On January 10, 2012 I received a call from the Mother, about the girl's slight immune response that passed quickly and a bit of quickly diminishing anxiety.

As I simply explained the idea of homeopathy's concepts of "retracing" and "proving", the mother was put at ease and then began to share with me a most amazing report.

The Mother admitted that the above slight symptoms were not that concerning and since they passed quickly she thought I should know and thus make notes in the autistic girl's file.

The last and most touching news was from the Mother who then told me that she just received the best Christmas present she had ever received in her whole life.

The miraculous Gift she referred to was that on Christmas morning, for the first time in 44 years, she clearly and sincerely expressed herself to her mother with these words:

"Mom, thank you for taking care of me all these years and I love you lots, Merry Christmas". With that news conveyed to me, I had to get off the phone and run to the Kleenex box.

This story was also my best Christmas Gift for the whole year 2011, and was a great motivation to continue my healing work into its third decade...thanks again to Prof. Nelson's contributions.

the books **3D Views on
Natural Cancer Therapies**

**Immune Stimulation
The True Health Care Debate**

Years ago I was excited to see some infomercials about alternative medicine treatments for diseases. The speaker talked a good show and sold me to buy his books. But there was absolutely no real advice in the books, only multilevel companies with more to buy. This made me angry and then I decided to write the best self help books on natural medicine. Editing and collecting the best in real substantiated advice.

Desiré has written two incredible books and made movies to go with them. What to do for influenza and specifically what to do when the next major virus hits. A movie and a self help book designed to really help you and your families understand what to do to protect yourself.

Also cancer is such a devastating disease, and there are ways to help yourself in the kitchen with cooking for cancer patients. Full advice from soup to nuts on exercise, meditation, cooking, and more. Coupled with a video for the science of how it works.

The health care debate is bringing a question of health and care. In this incredible new book Desiré has outlined a very thorough review of the real problems of Health Care. This book will tell you the truth the chemical companies do not want you to hear.



3D Views on
Natural Cancer Therapies



Immune Stimulation



The True Health Care Debate



If you need more information on the SICD and purchase details please get in touch with us

Maitreya Kft.

tel: +3613036043 | web: www.qxsubspace.com | e-mail: info@qxsubspace.com

Trauma Sport Pain Electro Healing with SCIO

Trauma Sport Pain Electro Healing With SCIO

Written by Prof Desire' Dubounet of IMUNE

STUDY INFORMATION:

SUPERVISING RESEARCHERS: Dr. Danis György, MD, Dr. Hill Klara MD
Licensed Hungarian Medical Doctors

DATES: July 2011

SPONSOR:

Maitreya Kft.

MONITOR:

IMUNE (International Medical University of Natural Education)

Abstract:

When we apply a micro charge electro-pulse through a process, Osmosis increases. The SCIO measures the body level of Voltage, Amperage, Resistance, Hydration, Oxidation and Ph (VARHOP). By stimulating an autofocusing cybernetic harmonic frequency to the body the SCIO can maximize the osmosis effect. Since it is through Osmosis that the cells bring nutrition and remove toxins, all of life's processes are improved. Injury improves from the Electrical field stimulation of the SCIO. The SCIO send signals thru each extremity and the SCIO knows the difference between healthy signal return and injured signal return. The SCIO can use an autofocused changing set of pulses to treat the injured tissue and stimulate and speed up natural recovery.

In this study 17 athletes were hit with a sport injury of the same strength on each leg one at a time. The one leg would get real SCIO therapy the other leg would get Placebo. After the SCIO or control treatment the athletes rated the pain in 10 min intervals till recovery was stable. The SCIO showed ability to lower pain after a slight sport injury quicker than placebo treatment. It is proposed that the increase in osmosis and the autofocused injury treatment pulse increased the body's natural ability to deal with pain and heal.

Double Blind Study of Sport Performance with the SCIO device versus Placebo Control

TITTLE: Double Blind Study of Sport Performance with the SCIO device versus Placebo control

STUDY INFORMATION

Written by Jozsef Mezei MD

SUPERVISING RESEARCHERS:

Dr. Danis György, MD, Dr. Hill Klara MD, Licensed Hungarian Medical Doctor

DATES: March 2011

SPONSORS

SCIO International of Oradea, Romania, Maltreya Kft. H-1089 Kalvaria Ter# 2, Budapest, Hungary

INSTITUTIONAL MONITOR

IMUNE / University of Timisoara (Victor Babes University of Medicine) Dr. Bacean Aurel MD

Abstract: This study took 10 healthy athletic subjects and measured their strength power performance before and after a SCIO therapy and compared to Placebo control group. This study showed an increase in performance in the treatment SCIO group versus the control group in most patients.

Introduction: There is much double blind evidence at the SCIO device can increase the VARHOPE electrical parameters of the body over a short 45 min session. (VARHOPE is an acronym for Voltage-Amperage-Resistance-Hydration-Oxidation- (Ph- Eh)). For more complete description of the studies and science see the VARHOPE medical textbook.

There is also much evidence of increased sport performance from SCIO treatment over twenty years of clinical sport use. This study theorizes that the VARHOPE increase results in increased muscle performance. In preliminary studies a grip strength measure was inaccurate and not of much use for this study. This study will seek a better more refined measure of strength using free weight repetition.

Since there has been a documented increase in Voltage and Amperage and since Voltage times Amperage equals power there should be a documented physical strength measure.

TVEP reactivity scores to Allersode compounds measure

TVEP reactivity scores to Allersode compounds measured

Written by Prof Desire' Dubounet of IMUNE

STUDY INFORMATION:

SUPERVISING RESEARCHERS: Dr. Danis György, MD, Dr. Hliff Klara MD
Licensed Hungarian Medical Doctors

DATE Jan, 2012

SPONSOR:

Maitreya Kft.

MONITOR:

IMUNE (International Medical University of Natural Education)

Abstract: In this study we tested 9 males and 7 females with known allergies using the Transcutaneous Voltammetric Evoked Potential (TVEP) electrical reactivity in the SCIO. The SCIO readings to the allersodes of the know allergies of the subjects was compared to TVEP xroid scores of the non-allergic trivector readings. The reactivity scores of the known allergies were significantly higher than the non-allergic items. This proves the TVEP reactivity reaction of the SCIO.

Two decades plus of Imponderable Voltammetric Homeopathy and Emotional Balance

Two decades Plus of Imponderable Voltammetric Homeopathy and Emotional Balance

Written by Prof Desiree Dubounet of IMUNE

STUDY INFORMATION:

SUPERVISING RESEARCHERS: Dr. Danis György, MD, Dr. Híf Klara MD
Licensed Hungarian Medical Doctors

DATES: July 2011

SPONSOR:

Maitreya Kft.

MONITOR:

IMUNE (International Medical University of Natural Education)

Abstract:

Imponderable homeopathy is basically taking an energy that does not have a matter form and putting it into a homeopathic form. This was first done by Boerikce who made homeopathic X-ray. Shooting the energy of X-ray at a bottle of 9 parts water and one part diatomaceous earth. He reasoned that diatoms that make diatomaceous earth could absorb energy and this make a homeopathic mother tincture of the energy. Being a licensed mental care practitioner, I felt the need for assaying a patient's mental state. In the late 1980's I started making imponderable homeopathy by getting my study group to get into a mental state and then hold a bottle of the 9 parts water and one part diatomaceous earth while directing their mental energy into the bottle. I always had a minimum of 15 people involved in this mental energy transfer. Now the energy of the mental state would be theoretically would be transferred to the water and diatom mixture.

When we look at the energy state with the QOC device there is a small but measureable difference in the emotional imponderables. This was put into the EPRX in 1989. Then revised and improved in the QXC of 1996, and the SCIO of 2002. Now in 2012 the trivector signatures are being added to the Eductor. There have been many reports of significance in the reactions of patients by thousands of practitioners world over. We review some of these testimonials.

In this review we look at a study of 42 patients who imponderable reactions are evaluated for significance of the reactions. There is a significant correlation of the emotional state of the patient with the TVEP reactions. This study reviews the field of imponderable trivector Voltammetric reactivity.

TVEP reactivity scores to isode compounds measured

TVEP reactivity scores to isode compounds measured

Written by Prof Desire' Dubounet of IMUNE

STUDY INFORMATION:

SUPERVISING RESEARCHERS: Dr. Danis György, MD, Dr. Hillf Klara MD

Licensed Hungarian Medical Doctors

DATE and PLACE: August, 2011, Budapest

SPONSOR:

Maitreya Kft.

MONITOR:

IMUNE (International Medical University of Natural Education)

Abstract: In this study we tested 21 males Transcutaneous Voltammetric Evoked Potential (TVEP) electrical reactivity to two compounds given internally. One was diluted orange juice to act as a placebo and the next one was a safe weak dilution of a common insecticide. The subjects had a very significant reaction to homeopathic isode compounds containing the insecticide for detox and other detox compounds. They also had a no measurable reaction to placebo orange juice after testing. The placebo test showed no reaction to the sensitive compounds were as the treatment group had significant reactions. This points to the efficacy of the TVEP method.

TVEP reactivity scores to Nosode compounds measured

TVEP reactivity scores to Nosode compounds measured

Written by Prof Desire' Dubounet of IMUNE

STUDY INFORMATION:

SUPERVISING RESEARCHERS: Dr. Danis György, MD, Dr. Hillf Klara MD

Licensed Hungarian Medical Doctors

DATE and PLACE: Jan, 2012, Budapest

SPONSOR:

Maltreya Kft.

MONITOR:

IMUNE (International Medical University of Natural Education)

Abstract: In this study we tested 5 males and 8 females with known infections using the Transcutaneous Voltammetric Evoked Potential (TVEP) electrical reactivity in the SCIO. The SCIO readings to the infectious nosodes of the know infections of the subjects was compared to TVEP xrrold scores of the infectious Items trivector readings. The reactivity scores of the known nosodes were significantly higher than the non-infectious Items. This proves the TVEP reactivity reaction of the SCIO.

TVEP reactivity scores to compounds measured

TVEP reactivity scores to compounds measured

Written by Prof Desire' Dubounet of IMUNE

STUDY INFORMATION:

SUPERVISING RESEARCHER: Dr. Danis György, MD, Licensed Hungarian Medical Doctor

DATE and PLACE: August, 2011, Budapest

SPONSOR:

Maitreva Kft.

MONITOR:

IMUNE (International Medical University of Natural Education)

Abstract: In this study we tested 21 males Transcutaneous Voltammetric Evoked Potential (TVEP) electrical reactivity to two compounds given internally. One was diluted orange juice to act as a placebo and the next one was a safe weak dilution of a common insecticide. The subjects had a very significant reaction to homeopathic compounds containing the insecticide detox and other detox compounds. They also had a no measurable reaction to placebo orange juice after testing. The placebo test showed no reaction to the sensitive compounds were as the treatment group had significant reactions. This points to the efficacy of the TVEP method.

TVEP Validity Study

TVEP reactivity Validity Study

Written by Jozsef Mezei MD from Sighisoara, Romania

STUDY INFORMATION:

SUPERVISING RESEARCHERS: Dr. Danis György MD, Dr. Hif Klara MD

Licensed Hungarian Medical Doctors

DATE and PLACE: Jan, 2022, Budapest

SPONSOR:

SCIO International / Maltreya Kft.

INSTITUTIONAL MONITOR:

IMUNE / University of Timisoara (Victor Babes University of Medicine) Dr. Bacean Aurel MD

Abstract: As we have shown everything is an energetic collection of fields that hold atoms in their places. These fields that make us up are reactive with the environment. We must decide what is appropriate to eat and what to avoid. This education starts at the earliest of ages. Most of our current electro-detection of what is good or bad for us takes place in the nasal-pharynx between smell and taste. The shape receptors of the smell and taste buds are electronic. They sense a proper voltammetric fields that says it is good for nutrition or what is bad. The taste receptors do not absorb or metabolize the nutrient they only credential it for intake by measuring the shape of the fields with the shape receptors of the tongue. Voltammetry is the science of analysis of the electrical fields of a substance.

We have shown the patent for the process of the QQC voltammetric analyzer. This device has been designed to work like the human tongue and to recognize the voltammetric signatures of items. These signatures are maintained as a 22x22x22 matrix of 10,648 separate shape vectors that constitute one signature. Since these fields reflect shapes they have a 3 Dimensional component and are referred to as the trivector voltammetric signatures. These complex signatures can be amplified and inputted into the body as part of the Xroid process in the EPFX or what is now known as the SCIO.

The Xroid analysis is where the SCIO device measures the reaction of the body to over 10,000 substances at the calibrated speed of the body reaction. During the calibration of the SCIO device to the subject the device will measure the voltammetric field of the patient and then send in the QQC. Then the voltammetric signature of what is generally known as the weakest reactive substance (distilled water) is sent in over 20 times and the highest known reactive substance combination is sent in 4 times. The starting speed is 103^{th} of a second. If the subject does not react significantly to the reactive substance versus the non-reactive distilled water the speed is reset minus one to 102^{th} of a second. The speed drops in this increment till the subject has a significant reaction to the reactive substances and it is repeatable. This then gives us a measure of the speed the subject reacts to items. Research in the 1980s showed that patients on morphine reacted much slower to norm patients. Then a variety of reactive speeds was shown thus making a speed of reactivity calibration need for proper testing. There are several factors that can interfere with the testing of reactivity. If we test and test an item over and over there is adaptation. An aberrant movement, electrical wave form, or a brain wave surge can affect a reading. So we have seen that the reading of reactivity to a single item is not as significant as we would like. Till we could put a subject into a Faraday cage and perfectly control mental aberrations it is not likely. But we have seen that if we measure family reactions we can get some good insight into the reactivity fields of a subject. Research has shown that these families that we use to develop risk profiles are worth medical attention. In this review over one hundred thousand subject studies have verified the TVEP reactive families and the risk profiles have resulted from this work.

In this study over two hundred subjects were measured for Xroid analysis on either a normal setting or a placebo setting. This was done to validate the TVEP validity and show that on normal setting there would be much more replication of data.

Proper Ethics committee and IRB were used and informed consent from subjects. The study took place in Europe and in America. Subjects were asked to do several measures of their wellness and they were measured for their Xroid reactivity profiles before and after the test. Repeated items were counted in placebo versus real testing.

Chapter 3: The Large Scale Studies of the SCIO

Large Scale Study of the Safety and Efficacy of the SCIO Device

Chief Editor:

Prof William Nelson M.D. IMUNE

The Centro Ricerche, University of Venice + Padova, Italy

Edited and Validated By IMUNE Medical Staff:

Mezei Iosif MD, Romania

Sarca Ovidiu MD, Romania

Igor Cetojevic MD, Cyprus

Matthias Heiliger M.D. Germany/Switzerland

Klara Hilf M.D. Hungary

Anna Maria Cako M.D. Hungary

Debbie Drake M.D. Canada

Bacean Aurel MD Romania

Consultant:

International Ethics, Lebedei 58,

Oradea, Romania

John Kelsey Phd, ND N.Z. Eng,

Gage Tarrant LBT, C.H.T, USA, Somlea Livia Romania

Richard Atkinson MCSP, Physical Therapist, West Yorkshire England

Developed By:

The Centro Ricerche of Prof. William Nelson University of Venice + Padova, Italy

This study was performed in the field by practicing Biofeedback technicians. Data was collected and the study supervised by the Ethics International Institutional Review Board of Romania. The Data analysis and study presentation is done By the The Centro Ricerche, University of Venice + Padova, Italy

Abstract:

A global and momentous research project was developed for the last three years. The SCIO device is a Universal Electro-Physiological device used for stress reduction and patient treatment. Over 2,200 qualified biofeedback therapists joined our Ethics Committee study to evaluate how stress reduction using the SCIO device could help a wide variety of diseases.

The device and thus the study has insignificant risk. There was a staff of medical doctors who designed and supervised the study. This study started in 2004 as an attempt to show the world the validation of being a SCIO therapist.

Over 98,000 patients gave informed consent and participated in the study. The study would conclusively prove safety and efficacy of the SCIO Device. With over 60% of these patients having multiple visits. There were over 275,000 patient visits. With a total record of the SCIO patient information, therapy parameters and reactivity data. No names of patients were recorded for confidentiality.

Two of the 2,200 plus therapists were given blank devices that were completely visually the same but were none functional. These two blind therapists were then given 35 patients each. This was to evaluate the double blind component of the placebo effect as compared to the device. Thus the studied groups were a placebo group, a subspace group, and an attached harness group.

This is just the first study in a long task of analysis in truly break down the data totally. This study verifies the safety and efficacy of the SCIO device. There were small effects seen in the placebo group, larger effects in the subspace, and astounding effects in the real harness group.



Large Scale Study of the Safety and Efficacy of the SCIO Device

Abstract:

A global and momentous research project was developed for the last two years. The SCIO device is a Universal Electro-Physiological device used for stress reduction and patient treatment. Over 2,200 qualified biofeedback therapists joined our Ethics Committee study to evaluate how stress reduction using the SCIO device could help a wide variety of diseases.

The SCIO device and thus the study has insignificant risk. There was a staff of medical doctors who designed and supervised the study.

Over 98,000 patients gave informed consent and participated in the study. The study would conclusively prove safety and efficacy of the SCIO Device. With over 60% of these patients having multiple visits. There were over 275,000 patient visits. With a total record of the SCIO patient information, therapy parameters and reactivity data. No names of patients were recorded for confidentiality.

Two of the 2,200 plus therapists were given blank devices that were completely visually the same but were none functional. These two blind therapists were then given 35 patients each. This was to evaluate the double blind component of the placebo effect as compared to the device. Thus the studied groups were a placebo group, a subspace group, and an attached harness group.

This is just the first study in a long task of analysis in truly break down the data totally. This study verifies the safety and efficacy of the SCIO device. There were small effects seen in the placebo group, larger effects in the subspace, and astounding effects in the real harness group.



ACNE VULGARIS Treated by SCIO Practitioners

Abstract:

This study demonstrates the safety and effective qualities of the SCIO device used in a large scale study. A large scale study of over 97,000 patients with over 275,000 patient visits reported their diseases. 1833 of them reported acne. The SCIO treatments had little if any effect on acne.

Subspace Treatment 1,239 patients, 594 SCIO Harness Patients

OVERALL ASSESSMENT

A. Subspace Treatment 2,566 patient visits

There were 2 cases of patients who reported a negative Improvement.

None of these cases reported any major difficulty.

There were:

1,233 cases reporting no improvement of Symptoms,	48 % of Subgroup
7 cases reporting no improvement in feeling better,	.003% of Subgroup
8 cases reporting no improvement in stress reduction	.003% of Subgroup

3%--- Percentage of Improvement in Symptoms

34%--- Percentage of Improvement in Feeling Better

4%---.Percentage of Improvement Measured

35%-- Percentage of Improvement in Stress Reduction

17%----Percentage of Improvement in SOC Behavior

B. SCIO Harness Treatment 1,521 patient visits

There were 0 cases of patients who reported a negative Improvement.

None of these cases reported any major difficulty.

There were

762 cases reporting no improvement of Symptoms,	50 % of Subgroup
53 cases reporting no improvement in feeling better,	.003% of Subgroup
2 cases reporting no improvement in stress reduction	.000% of Subgroup

4%--- Percentage of Improvement in Symptoms

57%--- Percentage of Improvement in Feeling Better

5%---.Percentage of Improvement Measured

55%-- Percentage of Improvement in Stress Reduction

21%----Percentage of Improvement in SOC Behavior

ACROPARESTHESIA Treated by SCIO Practitioners

Numbness of extremities

Abstract:

This study demonstrates the safety and effective qualities of the SCIO device used in a large scale study. A large scale study of over 97,000 patients with over 275,000 patient visits reported their diseases. 458 of them reported the medical diagnosis of acroparesthesia or numbness in the arms or legs. This a disease marked by attacks of tingling, numbness, and stiffness chiefly in the fingers, hands, and forearms, sometimes with pain, skin pallor, or slight cyanosis. 65% of the SCIO harness treated patients had substantial improvement. Thus showing the effects of the VARHOP stabilization on circulatory and nerve function.

Subspace Treatment 221 patients, 237 SCIO Harness Patients

OVERALL ASSESSMENT

A. Subspace Treatment 433 patient visits

There were 0 cases of patients who reported a negative Improvement.

None of these cases reported any major difficulty.

There were

0 cases reporting no improvement of Symptoms, .001% of Subgroup

3 cases reporting no improvement in feeling better, .001% of Subgroup

3 cases reporting no improvement in stress reduction .001% of Subgroup

12%--- Percentage of Improvement in Symptoms

23%--- Percentage of Improvement in Feeling Better

47%---.Percentage of Improvement Measured

33%-- Percentage of Improvement in Stress Reduction

11%----Percentage of Improvement in SOC Behavior

B. SCIO Harness Treatment 458 patient visits

There were 0 cases of patients who reported a negative Improvement.

None of these cases reported any major difficulty.

There were

21 cases reporting no improvement of Symptoms, % of Subgroup

4 cases reporting no improvement in feeling better, % of Subgroup

1 cases reporting no improvement in stress reduction % of Subgroup

45%--- Percentage of Improvement in Symptoms

69%--- Percentage of Improvement in Feeling Better

44%---.Percentage of Improvement Measured

65%-- Percentage of Improvement in Stress Reduction

24%----Percentage of Improvement in SOC Behavior

Call for papers



Call for Papers

for the International Journal of the Medical Science of Homeopathy

The International Medical University of Natural Education
IMUNE who sponsors the International Journal of the
Medical Science of Homeopathy and Natural Medicine
wishes to announce a call for papers. Please send us studies,
letters, comments, articles, photos, testimonials, or stories for
us to consider for publication.

Please send us in acceptable form to:

taflan_andreea@imune.net



ACQUIRED IMMUNE DEFICIENCY SYNDROME Treated by SCIO Practitioners

Abstract:

This study demonstrates the safety and effective qualities of the SCIO device used in a large scale study. A large scale study of over 97,000 patients with over 275,000 patient visits reported their diseases. Participants have a complete history and physical examination and additional blood tests, including genetic studies, upon entering the study. They start taking SCIO treatments and following the Nahinga protocol. At the end, patients have a medical history, physical examination and blood and urine tests, including CD4+T cell count and HIV plasma viral load measurement. 5026 subjects were in the study. There were little results with the subspace group, but there were many success stories and 57% had measureable improvements in the SCIO test harness group.

Subspace Treatment 3,290 patients, 1736 SCIO Harness Patients

OVERALL ASSESSMENT

A. Subspace Treatment 8,733 patient visits

There were 2 cases of patients who reported a negative Improvement.

None of these cases reported any major difficulty.

There were

23 cases reporting no improvement of Symptoms,	.001% of Subgroup
24 cases reporting no improvement in feeling better,	.001% of Subgroup
11 cases reporting no improvement in stress reduction	.0001% of Subgroup

21%--- *Percentage of Improvement in Symptoms*

22%--- *Percentage of Improvement in Feeling Better*

22%--- *Percentage of Improvement Measured*

12%-- *Percentage of Improvement in Stress Reduction*

12%----*Percentage of Improvement in SOC Behavior*

B. SCIO Harness Treatment 3,212 patient visits

There were 6 cases of patients who reported a negative Improvement.

None of these cases reported any major difficulty.

There were

19 cases reporting no improvement of Symptoms,	.001% of Subgroup
2 cases reporting no improvement in feeling better,	.001% of Subgroup
13 cases reporting no improvement in stress reduction	.001% of Subgroup

56%--- *Percentage of Improvement in Symptoms*

45%--- *Percentage of Improvement in Feeling Better*

57%--- *Percentage of Improvement Measured*

66%-- *Percentage of Improvement in Stress Reduction*

31%----*Percentage of Improvement in SOC Behavior*

Measured events included antibody response, T4 count, and quality of life. There is improvement in these categories in subspace and distinctly more improvement in the Harness group.

Title:
ACQUIRED IMMUNE DEFICIENCY SYNDROME

Part of the following:
Large Scale Study of the Safety and Efficacy
of the SCIO Device
Chief Editor:
Andrea Tallan DEF IMPURE

Edited and Validated By Medical Staff:

Micoi Ioan MD, Romania
Sancu Ovidiu MD, Romania
Igor Cetovic MD, Cyprus
Matthias Heiligler M.D., Germany/Switzerland
Klara Hill M.D., Hungary
Anna Maria Cako M.D., Hungary
Debbie Drake M.D., Canada
Berean Aurel MD Romania

Consultants:

International Ethics, Iahedoi SR,
Oradea, Romania
John Keibey PhD, MD M.J. Eng,
Gage Tarrant LPT, C.H.T. USA, Somalia Uta Romania
Richard Atkinson MCSP, Physical Therapist, West Yorkshire England

Developed By:

The Centro Ricerche of Prof. William Nelson University of Venice - Padova, Italy

This study was performed in the field by practicing Biofeedback technicians. Data was collected and the study supervised by the Ethics International Institutional Review Board of Romania. The data analysis and study presentation is done by the The Centro Ricerche, University of Venice - Padova, Italy

© 2016-2018

Page 282 of 285

Abstract:

This study demonstrates the safety and effective qualities of the SCIO device used in a large scale study. A large scale study of over 97,000 patients with over 275,000 patient visits reported their diseases. There are serious consequences of excess alcohol consumption. 411 patients with diagnosed alcoholism were tested. The subspace group had moderate improvements over placebo but the SCIO treatment group had very good success after the MCES (Micro-current Cranial Electro-Stimulation) treatment helped to lower desire and craving to drink. 37% reduced drinking after CES therapy.

Introduction:

Overview:

This Large scale research was designed to produce a extensive study of people with a wide variety of diseases to see who gets or feels better while using the SCIO for stress reduction and patient monitoring. The SCIO is a evolved potential Universal ElectroPhysiological Medical apparatus that gauges how a individual reacts to miscellaneous homeopathic substances. The device is registered in Europe, America, Canada, S Africa, Australia, S. America, Mexico and elsewhere. The traditional software is fully registered. Some additional functions where determined by the manufacturer to be worth of evaluation. This a study was necessary to determine safety and efficacy. (As a result of these studies these additional functions are now registered within the EC)

An European ethics committee was officially registered and governmental permission attained to do the insignificant risk study. Qualified registered and/or licensed Biofeedback therapists where enlisted to perform the study. Therapists were enrolled from all over the world including N. America, Europe, Africa, Australia, Asia, and S. America. They were trained in the aspects of the study and how to obtain informed consent and transmit the results to the ethics committee or IRB (Institutional Review Board).

2,500 therapists enlisted in the study. There were 90,780 patients. 60% had more than one visit. 27% had over two visits. There were over 275,000 patient visits recorded. The therapists were trained and supervised by medical staff. They were to perform the SCIO therapy and analysis. They were to report any medical suspected or confirmed diagnosis. Therapists personnel are not to diagnose outside of the realm of their scope of practice. Then the therapist is to inquire on any reported change during the meeting and on follow-ups any measured variations. It must be pointed out that the Therapists were free to do any additional therapies they wish such as homeopathy, nutrition, exercise, etc. Therapists were told to not recommend synthetic drugs. Thus the evaluation was not reduced to just the device but to the total effect of having a SCIO therapist.

ALCOHOLISM Treated by SCIO Practitioners

Abstract:

This study demonstrates the safety and effective qualities of the SCIO device used in a large scale study. A large scale study of over 97,000 patients with over 275,000 patient visits reported their diseases. There are serious consequences of excess alcohol consumption. 411 patients with diagnosed alcoholism were tested. The subspace group had moderate improvements over placebo but the SCIO treatment group had very good success after the MCES (Micro-current Cranial Electro-Stimulation) treatment helped to lower desire and craving to drink. 37% reduced drinking after CES therapy.

Subspace Treatment 202 patients, 209 SCIO Harness Patients

OVERALL ASSESSMENT

A. Subspace Treatment 588 patient visits

There were 0 cases of patients who reported a negative Improvement.

None of these cases reported any major difficulty.

There were

11 cases reporting no improvement of Symptoms, .018% of Subgroup

10 cases reporting no improvement in feeling better, .018% of Subgroup

5 cases reporting no improvement in stress reduction .009% of Subgroup
 32%--- *Percentage of Improvement in Symptoms*
 34%--- *Percentage of Improvement in Feeling Better*
 21%--- *Percentage of Improvement Measured*
 56%-- *Percentage of Improvement in Stress Reduction*
 12%----*Percentage of Improvement in SOC Behavior*

B. SCIO Harness Treatment 633 patient visits

There were 1 cases of patients who reported a negative Improvement.

None of these cases reported any major difficulty.

There were

5 cases reporting no improvement of Symptoms, .009% of Subgroup
 8 cases reporting no improvement in feeling better, .012% of Subgroup
 0 cases reporting no improvement in stress reduction 0% of Subgroup
 50%--- *Percentage of Improvement in Symptoms*
 76%--- *Percentage of Improvement in Feeling Better*
 37%--- *Percentage of Improvement Measured*
 59%-- *Percentage of Improvement in Stress Reduction*
 34%----*Percentage of Improvement in SOC Behavior*

Alcoholism (study)

Part of the Following:

Large Scale Study of the Safety and Efficacy
of the SCIO Device

Chief Editor:

Andreea Tafilan D&F IMUNE

Edited and Validated By Medical Staff:

Mezei Iosif MD, Romania

Sarca Ovidiu MD, Romania

Igor Cetojovic MD, Cypress

Matthias Heiliger M.D. Germany/Switzerland

Klara Hill M.D. Hungary

Anna Maria Ceko M.D. Hungary

Debbie Drake M.D. Canada

Bacian Aurel MD Romania

Consultant:

International Ethics, Lebedei 58,
Oradea, Romania

John Kelley PhD, ND N.Z. Eng,

Gage Tamara LBI, C.H.I, USA, Somlea Livia
Romania

Richard Atkinson MCSP, Physical Therapist,
West Yorkshire England

Developed By:

The Centro Ricerche of Prof. William Nelson
University of Venice + Padova, Italy

This study was performed in the field by
practicing Biofeedback technicians. Data
was collected and the study supervised by
the Ethics International Institutional Review
Board of Romania. The Data analysis and
study presentation is done by the The Centro
Ricerche, University of Venice + Padova, Italy

© Ethics International, 2007.

Abstract

This study demonstrates the safety and effective qualities of the SCIO device used in a large scale study. A large scale study of over 97,000 patients with over 275,000 patient visits reported their diseases. Many of them reported this disease. And the results of their therapy is reported in this study.

Introduction

Overview

This large scale research was designed to produce a extensive study of people with a wide variety of diseases to see who gets or feels better while using the SCIO for stress reduction and patient monitoring. The SCIO is a evoked potential Universal ElectroPhysiological Medical apparatus that gauges how a individual reacts to miscellaneous homeopathic substances. The device is registered in Europe, America, Canada, S.Africa, Australia, S. America, Mexico and elsewhere. The traditional software is fully registered. Some additional functions were determined by the manufacturer to be worthy of evaluation. Thus a study was necessary to determine safety and efficacy. (As a result of these studies these additional functions are now registered within the EC)

An European ethics committee was officially registered and governmental permission attained to do the insignificant risk study. Qualified registered and or licensed Biofeedback therapists where existed to perform the study. Therapists were enrolled from all over the world including N. America, Europe, Africa, Australia, Asia, and S. America. They were trained in the aspects of the study and how to obtain informed consent and transmit the results to the ethics committee or IRB (institutional Review Board).

SCIO ALLERSODE THERAPY

Abstract: This study demonstrates the safety and effective qualities of the SCIO device used in a large scale study. A large scale study of over 97,000 patients with over 275,000 patient visits reported their diseases. Studies confirm previous research that has shown allergies in the United States are on the rise and provide more evidence to suggest global climate change may partly explain the hike, the researchers say. Both ragweed and mold are environmental allergens that may be influenced by changing global temperatures. An allergy is a reaction of your immune system to what are usually harmless, common substances, such as pollen, cat hair or dust. An antibody known as IgE binds to the offending substance, called an allergen. This binding triggers a chain reaction that ultimately results in

allergy symptoms, including sneezing, wheezing and coughing. This study compares the treatments of Subspace therapy versus the SCIO harness system. Over 10,000 patients had medical diagnosis of allergy. 31% in the subspace group got improvements versus double that of 62% in the SCIO harness group whose allergy symptoms improved.

Subspace Treatment 7,941 patients, 2,403 SCIO Harness Patients

OVERALL ASSESSMENT

A. Subspace Treatment 22,504 patient visits

There were ---- cases of patients who reported a negative Improvement.

None of these cases reported any major difficulty.

There were

29 cases reporting no improvement of Symptoms, .001 % of Subgroup

23 cases reporting no improvement in feeling better, .001% of Subgroup

21 cases reporting no improvement in stress reduction .001% of Subgroup

25%--- Percentage of Improvement in Symptoms

21%--- Percentage of Improvement in Feeling Better

31%---.Percentage of Improvement Measured

34%-- Percentage of Improvement in Stress Reduction

13%----Percentage of Improvement in SOC Behavior

B. SCIO Harness Treatment 7,890 patient visits

There were ---- cases of patients who reported a negative Improvement.

None of these cases reported any major difficulty.

There were

7 cases reporting no improvement of Symptoms, .001 % of Subgroup

10 cases reporting no improvement in feeling better, .001 % of Subgroup

11 cases reporting no improvement in stress reduction .001% of Subgroup

47%--- Percentage of Improvement in Symptoms

51%--- Percentage of Improvement in Feeling Better

62%---.Percentage of Improvement Measured

64%-- Percentage of Improvement in Stress Reduction

45%----Percentage of Improvement in SOC Behavior

ALZHEIMER'S DISEASE Treated by SCIO Practitioners

Abstract:

This study demonstrates the safety and effective qualities of the SCIO device used in a large scale study. A large scale study of over 97,000 patients with over 275,000 patient visits reported their diseases. This study compares the treatments of Subspace therapy versus the SCIO harness system. Over 200 patients had medical diagnosis of Alzheimer's disease. 12% in the subspace control group got improvements versus 69% in the SCIO harness group whose mental functioning symptoms improved. The MCES treatment had definite improvements on the symptoms.

Subspace Treatment 58 patients, 161 SCIO Harness Patients

OVERALL ASSESSMENT

A. Subspace Treatment 78 patient visits

There were 2 cases of patients who reported a negative Improvement.

None of these cases reported any major difficulty.

There were

2 cases reporting no improvement of Symptoms, .025% of Subgroup

3 cases reporting no improvement in feeling better, .032% of Subgroup

5 cases reporting no improvement in stress reduction .047% of Subgroup

10%--- Percentage of Improvement in Symptoms

4 %--- Percentage of Improvement in Feeling Better

12%---.Percentage of Improvement Measured

21%-- Percentage of Improvement in Stress Reduction

0 %----Percentage of Improvement in SOC Behavior

B. SCIO Harness Treatment 310 patient visits

There were 1 cases of patients who reported a negative Improvement.

None of these cases reported any major difficulty.

There were

3 cases reporting no improvement of Symptoms, .014 % of Subgroup

1 cases reporting no improvement in feeling better, .006% of Subgroup

3 cases reporting no improvement in stress reduction .013 % of Subgroup

44%--- Percentage of Improvement in Symptoms

55%--- Percentage of Improvement in Feeling Better

69%---.Percentage of Improvement Measured

58%-- Percentage of Improvement in Stress Reduction

34%----Percentage of Improvement in SOC Behavior

-

ANEMIA Treated by SCIO Practitioners

Abstract:

This study demonstrates the safety and effective qualities of the SCIO device used in a large scale study. A large scale study of over 97,000 patients with over 275,000 patient visits reported their diseases. Over 450 patients had medical diagnosis of anemia. 47% in the subspace group got improvements versus 44% in the SCIO harness group whose anemia improved. New studies are raising questions about whether

anemia treatment drugs that have been used by millions of cancer patients might actually be harming them. This study suggests that the SCIO can be helpful in helping these patients without the drug use concerns.

Subspace Treatment 222 patients, 236 SCIO Harness Patients

OVERALL ASSESSMENT

A. Subspace Treatment 533 patient visits

There were 0 cases of patients who reported a negative Improvement.

None of these cases reported any major difficulty.

There were

0 cases reporting no improvement of Symptoms, .001% of Subgroup

3 cases reporting no improvement in feeling better, .001% of Subgroup

3 cases reporting no improvement in stress reduction .001% of Subgroup

12%--- Percentage of Improvement in Symptoms

23%--- Percentage of Improvement in Feeling Better

47%---.Percentage of Improvement Measured

33%-- Percentage of Improvement in Stress Reduction

11%----Percentage of Improvement in SOC Behavior

B. SCIO Harness Treatment 477 patient visits

There were 0 cases of patients who reported a negative Improvement.

None of these cases reported any major difficulty.

There were

1 cases reporting no improvement of Symptoms, % of Subgroup

4 cases reporting no improvement in feeling better, % of Subgroup

1 cases reporting no improvement in stress reduction % of Subgroup

43%--- Percentage of Improvement in Symptoms

61%--- Percentage of Improvement in Feeling Better

44%---.Percentage of Improvement Measured

65%-- Percentage of Improvement in Stress Reduction

24%----Percentage of Improvement in SOC Behavior

-

ANXIETY UNSPECIFIED Treated by SCIO Practitioners

Abstract:

This study demonstrates the safety and effective qualities of the SCIO device used in a large scale study. A large scale study of over 97,000 patients with over 275,000 patient visits reported their diseases. Over 3,000 patients had medical diagnosis of anxiety. 23% in the subspace group got improvements versus

58% in the SCIO harness group whose anxiety symptoms improved. Micro-current Cranial Electro Stimulation MCES is a new advance in Cranial Electro Stimulation CES and energetic medicine.

Subspace Treatment 1,035 patients, 2982 SCIO Harness Patients

OVERALL ASSESSMENT

A. Subspace Treatment 3,458 patient visits

There were 3 cases of patients who reported a negative Improvement.

None of these cases reported any major difficulty.

There were

3 cases reporting no improvement of Symptoms, .001% of Subgroup

3 cases reporting no improvement in feeling better, .001% of Subgroup

3 cases reporting no improvement in stress reduction .001% of Subgroup

40 %--- Percentage of Improvement in Symptoms

38 %--- Percentage of Improvement in Feeling Better

23 %---.Percentage of Improvement Measured

43%-- Percentage of Improvement in Stress Reduction

21%---Percentage of Improvement in SOC Behavior

B. SCIO Harness Treatment 4,032 patient visits

There were 1 cases of patients who reported a negative Improvement.

None of these cases reported any major difficulty.

There were

1 cases reporting no improvement of Symptoms, .001% of Subgroup

1 cases reporting no improvement in feeling better, .001% of Subgroup

0 cases reporting no improvement in stress reduction 0% of Subgroup

45%--- Percentage of Improvement in Symptoms

55%--- Percentage of Improvement in Feeling Better

58%---.Percentage of Improvement Measured

74%-- Percentage of Improvement in Stress Reduction

9 %---Percentage of Improvement in SOC Behavior

ASTHMA Treated by SCIO Practitioners

Abstract:

This study demonstrates the safety and effective qualities of the SCIO device used in a large scale study. A large scale study of over 97,000 patients with over 275,000 patient visits reported their diseases. Over 600 patients had medical diagnosis of asthma. 21% in the subspace group got improvements versus 58%

in the SCIO harness group whose asthma symptoms improved. Micro-current Cranial Electro Stimulation MCES is a new advance in Cranial Electro Stimulation CES and energetic medicine used for emotional stability. This also has been shown to help allergy and inflammation concerns such as asthma in this study.

Subspace Treatment 122 patients, 509 SCIO Harness Patients

OVERALL ASSESSMENT

A. Subspace Treatment 323 patient visits

There were 0 cases of patients who reported a negative Improvement.

None of these cases reported any major difficulty.

There were

0 cases reporting no improvement of Symptoms, 0.001 % of Subgroup

0 cases reporting no improvement in feeling better, 0.001% of Subgroup

0 cases reporting no improvement in stress reduction . 0.001% of Subgroup

33%--- Percentage of Improvement in Symptoms

32%--- Percentage of Improvement in Feeling Better

21%---.Percentage of Improvement Measured

45%-- Percentage of Improvement in Stress Reduction

10%----Percentage of Improvement in SOC Behavior

B. SCIO Harness Treatment 1308 patient visits

There were 1 cases of patients who reported a negative Improvement.

None of these cases reported any major difficulty.

There were

2 cases reporting no improvement of Symptoms, 0.001% of Subgroup

5 cases reporting no improvement in feeling better, 0.001% of Subgroup

1 cases reporting no improvement in stress reduction 0.001% of Subgroup

43%--- Percentage of Improvement in Symptoms

33%--- Percentage of Improvement in Feeling Better

54%---.Percentage of Improvement Measured

32%-- Percentage of Improvement in Stress Reduction

11%----Percentage of Improvement in SOC Behavior

BACTERIA INFECTION Treated by SCIO Practitioners

BACTEREMIA

Abstract:

This study demonstrates the safety and effective qualities of the SCIO device used in a large scale study. A large scale study of over 97,000 patients with over 275,000 patient visits reported their diseases. Over 10,000 patients had medical diagnosis of some type of bacterial infection. 13% in the subspace group got improvements versus over 50% in the SCIO harness group whose infection improved. The SCIO can autofocus an electrocution signal to lower bacteria counts as well as stimulate the natural reticuloendothelial system.

Subspace Treatment 3,922 patients, 6,281 SCIO Harness Patients

OVERALL ASSESSMENT

A. Subspace Treatment 4,659 patient visits

There were 9 cases of patients who reported a negative Improvement.

None of these cases reported any major difficulty.

There were

34 cases reporting no improvement of Symptoms, .007% of Subgroup

53 cases reporting no improvement in feeling better, .012% of Subgroup

3 cases reporting no improvement in stress reduction .001% of Subgroup

23%--- Percentage of Improvement in Symptoms

26%--- Percentage of Improvement in Feeling Better

13%---.Percentage of Improvement Measured

43%-- Percentage of Improvement in Stress Reduction

3 %----Percentage of Improvement in SOC Behavior

B. SCIO Harness Treatment 14,553 patient visits

There were 5 cases of patients who reported a negative Improvement.

None of these cases reported any major difficulty.

There were

21 cases reporting no improvement of Symptoms, .001% of Subgroup

15 cases reporting no improvement in feeling better, .001% of Subgroup

21 cases reporting no improvement in stress reduction .001% of Subgroup

45%--- Percentage of Improvement in Symptoms

68%--- Percentage of Improvement in Feeling Better

56%---.Percentage of Improvement Measured

78%-- Percentage of Improvement in Stress Reduction

21%----Percentage of Improvement in SOC Behavior

Dramatic and significant improvements in symptoms and in measured reduction in the infections.

This points to the value of the Neuro-Immuno link that biofeedback works with, and also validation of the electrocution Zap principle used by the SCIO.

BICARB DEFICIENCY, Treated by SCIO Practitioners

Potassium and Magnesium Metabolism, Pancreatic Bicarb Deficiency

Abstract:

This study demonstrates the safety and effective qualities of the SCIO device used in a large scale study. A large scale study of over 97,000 patients with over 275,000 patient visits reported their diseases. Over 120 patients had medical diagnosis of Pancreas Bicarb deficiency. 42% in the subspace group got improvements versus 48% in the SCIO harness group whose Bicarb deficiency symptoms improved.

Subspace Treatment 21 patients, 107 SCIO Harness Patients

OVERALL ASSESSMENT

A. Subspace Treatment 43 patient visits

There were 0 cases of patients who reported a negative Improvement.

None of these cases reported any major difficulty.

There were

0 cases reporting no improvement of Symptoms, .001% of Subgroup

0 cases reporting no improvement in feeling better, .001% of Subgroup

0 cases reporting no improvement in stress reduction .001% of Subgroup

12%--- *Percentage of Improvement in Symptoms*

23%--- *Percentage of Improvement in Feeling Better*

42%--- *Percentage of Improvement Measured*

33%-- *Percentage of Improvement in Stress Reduction*

11%---- *Percentage of Improvement in SOC Behavior*

B. SCIO Harness Treatment 258 patient visits

There were 0 cases of patients who reported a negative Improvement.

None of these cases reported any major difficulty.

There were

0 cases reporting no improvement of Symptoms, % of Subgroup

1 cases reporting no improvement in feeling better, % of Subgroup

1 cases reporting no improvement in stress reduction % of Subgroup

45%--- *Percentage of Improvement in Symptoms*

69%--- *Percentage of Improvement in Feeling Better*

48%--- *Percentage of Improvement Measured*

65%-- *Percentage of Improvement in Stress Reduction*

24%---- *Percentage of Improvement in SOC Behavior*

BRAIN FATIGUE UNSPECIFIED Treated by SCIO Practitioners

Abstract:

This study demonstrates the safety and effective qualities of the SCIO device used in a large scale study. A large scale study of over 97,000 patients with over 275,000 patient visits reported their diseases. Over 44,000 patients had symptoms of brain fatigue. 21% in the subspace group got improvements versus 52% in the SCIO harness group whose brain fatigue symptoms improved. Micro-current Cranial Electro Stimulation MCES is a new advance in Cranial Electro Stimulation CES and energetic medicine and it helps brain fatigue quite well.

Subspace Treatment 14,516 patients, 18,508 SCIO Harness Patients

OVERALL ASSESSMENT

A. Subspace Treatment 14,516 patients....30,289 patient visits

There were 238 cases where patients reported a negative Improvement.

None of these cases reported any major difficulty.

There were

439 cases reporting no improvement of Symptoms, .0173% of Subgroup

69 cases reporting no improvement in feeling better, .0001% of Subgroup

32 cases reporting no improvement in stress reduction .0001% of Subgroup

22%--- *Percentage of Improvement in Symptoms*

41%--- *Percentage of Improvement in Feeling Better*

21%--- *Percentage of Improvement Measured*

34%-- *Percentage of Improvement in Stress Reduction*

15%----*Percentage of Improvement in SOC Behavior*

B. SCIO Harness Treatment 18,508 patients....53,542 patient visits

There were 50 cases of patients who reported a negative Improvement.

None of these cases reported any major difficulty.

There were

531 cases reporting no improvement of Symptoms, .0028% of Subgroup

12 cases reporting no improvement in feeling better, .0001% of Subgroup

13 cases reporting no improvement in stress reduction .0001% of Subgroup

53%--- *Percentage of Improvement in Symptoms*

53%--- *Percentage of Improvement in Feeling Better*

52%--- *Percentage of Improvement Measured*

78%-- *Percentage of Improvement in Stress Reduction*

23%----*Percentage of Improvement in SOC Behavior*

Brain wave detection and correction with the SCIO

Abstract:

This study demonstrates the safety and effective qualities of the SCIO device used in a large scale study. A large scale study of over 97,000 patients with over 275,000 patient visits reported their diseases. Over 1800 patients had medical diagnosis of brain wave disorders. 8% in the subspace group got improvements versus 85% in the SCIO harness group whose brain waves improved. Micro-current Cranial Electro Stimulation MCES is a new advance in Cranial Electro Stimulation CES and energetic medicine. This MCES can be used to balance brain wave disorders.

Subspace Treatment 641- patients, 1265 SCIO Harness Patients

OVERALL ASSESSMENT

A. Subspace Treatment 783 patient visits

There were 0 cases of patients who reported a negative Improvement.

None of these cases reported any major difficulty.

There were

3 cases reporting no improvement of Symptoms, 0.001% of Subgroup

4 cases reporting no improvement in feeling better, 0.001% of Subgroup

7 cases reporting no improvement in stress reduction 0.001% of Subgroup

21%--- Percentage of Improvement in Symptoms

12%--- Percentage of Improvement in Feeling Better

8 %---.Percentage of Improvement Measured

34%-- Percentage of Improvement in Stress Reduction

2 %----Percentage of Improvement in SOC Behavior

B. SCIO Harness Treatment 7,983 patient visits

There were 2 cases of patients who reported a negative Improvement.

None of these cases reported any major difficulty.

There were

21 cases reporting no improvement of Symptoms, 0.001% of Subgroup

5 cases reporting no improvement in feeling better, 0.001% of Subgroup

5 cases reporting no improvement in stress reduction 0.001% of Subgroup

45%--- Percentage of Improvement in Symptoms

67%--- Percentage of Improvement in Feeling Better

85%---.Percentage of Improvement Measured

52%-- Percentage of Improvement in Stress Reduction

31%----Percentage of Improvement in SOC Behavior

The brainwave was measured and there was a significant improvement with the Harness group of 85%.

CANCER Treated by SCIO Practitioners

Abstract:

This study demonstrates the safety and effective qualities of the SCIO device used in a large scale study. A large scale study of over 97,000 patients with over 275,000 patient visits reported their diseases. Over 7,500 patients had medical diagnosis of cancer. 28% in the subspace group got improvements versus 63% in the SCIO harness group whose cancer profile improved.

The SCIO device uses the principles of Quantum Electro Dynamics (QED) as the base of an energetic medicine technique for healing. Bioresonance, Volt-Ammetry, Trivector, Provocative Allergy Tests, Infection Reaction Testing and Immune Stimulation, Electro-Acupuncture, Neurological-Stimulation, Biofeedback-Psychological Interaction, Muscle-Neurological Re-education, Homotoxicity and Homeopathy, Electrophysiological Diagnosis, Behavioral Management Therapy and more are advanced therapies registered for the SCIO device to perform on patients.

Cancer is a dys-regulation of the metabolic/reproductive epigenic rhythm. This dysfunction shifts the energy from metabolism to reproduction. Thus the cancer cells grow. This is explained in the PROMORPHEUS and in the IMUNE cancer video. The SCIO device can interrupt the epigenic dysfunction and thus destroy the cancer cells.

In this study the disease group total number of patients was **7,672**, with Subspace Treatment **2,109** patients, and **5,563** SCIO Harness Patients. There was

Subspace Treatment 5,601 patient visits, SCIO Harness Treatment 16,720 patient visits.

The results show dramatic promise for the premise that the QED functions of the SCIO can have healing effects on a cancer patient. There was over 2,000 cases of cures reported in this study. More than fifty percent of the patients reported positive results. There was insignificant negative risk effects reported.

Subspace Treatment 2,109 patients, 5,563 SCIO Harness Patients

OVERALL ASSESSMENT

A. Subspace Treatment 5,601 patient visits

There were 4 cases of patients who reported a negative Improvement.

None of these cases reported any major difficulty.

There were

11 cases reporting no improvement of Symptoms, .002% of Subgroup

15 cases reporting no improvement in feeling better, .002% of Subgroup

11 cases reporting no improvement in stress reduction .002% of Subgroup

27%--- Percentage of Improvement in Symptoms

27%--- Percentage of Improvement in Feeling Better

28%---.Percentage of Improvement Measured

35%-- Percentage of Improvement in Stress Reduction

6 %---Percentage of Improvement in SOC Behavior

B. SCIO Harness Treatment 16,720 patient visits

There were 5 cases of patients who reported a negative Improvement.

None of these cases reported any major difficulty.

There were

14 cases reporting no improvement of Symptoms, .001 % of Subgroup

15 cases reporting no improvement in feeling better, .001% of Subgroup

15 cases reporting no improvement in stress reduction .001% of Subgroup

56%--- *Percentage of Improvement in Symptoms*

57%--- *Percentage of Improvement in Feeling Better*

63%--- *Percentage of Improvement Measured*

75%-- *Percentage of Improvement in Stress Reduction*

20%---- *Percentage of Improvement in SOC Behavior*

CE
cell phones
do affect
the brain

the shields
can help a little
BUT

SCIO



The SCIO can undo the damage by regulating and
balancing the
Body Electric's Regulatory Processes
+ increasing VARHOP

If you need more information on the SCIO and purchase details please get in touch with us.

Maltreya Kft.

tel: +3613036043 | web: www.qxsubspace.com | e-mail: info@qxsubspace.com



CARDIAC ARRHYTHMIA Treated by SCIO Practitioners

IRREGULAR PULSE

Abstract:

This study demonstrates the safety and effective qualities of the SCIO device used in a large scale study. A large scale study of over 97,000 patients with over 275,000 patient visits reported their diseases. Over 1500 patients had medical diagnosis of arrhythmia. 12% in the subspace group got improvements versus 55 % in the SCIO harness group whose arrhythmia improved.

Subspace Treatment 321 patients, 1188 SCIO Harness Patients

OVERALL ASSESSMENT

A. Subspace Treatment 375 patient visits

There were 0 cases of patients who reported a negative Improvement.

None of these cases reported any major difficulty.

There were

1 cases reporting no improvement of Symptoms, .001% of Subgroup

2 cases reporting no improvement in feeling better, .001% of Subgroup

0 cases reporting no improvement in stress reduction .001% of Subgroup

24%--- *Percentage of Improvement in Symptoms*

26%--- *Percentage of Improvement in Feeling Better*

12%--- *Percentage of Improvement Measured*

43%-- *Percentage of Improvement in Stress Reduction*

7%---- *Percentage of Improvement in SOC Behavior*

B. SCIO Harness Treatment 2047 patient visits

There were 3 cases of patients who reported a negative Improvement.

None of these cases reported any major difficulty.

There were

5 cases reporting no improvement of Symptoms, % of Subgroup

5 cases reporting no improvement in feeling better, % of Subgroup

2 cases reporting no improvement in stress reduction % of Subgroup

38%--- *Percentage of Improvement in Symptoms*

47%--- *Percentage of Improvement in Feeling Better*

55%--- *Percentage of Improvement Measured*

66%-- *Percentage of Improvement in Stress Reduction*

21%---- *Percentage of Improvement in SOC Behavior*

CIRCULATION DISORDERS Treated by SCIO Practitioners

Abstract:

This study demonstrates the safety and effective qualities of the SCIO device used in a large scale study. A large scale study of over 97,000 patients with over 275,000 patient visits reported their diseases. Over 8,000 patients had medical diagnosis of circulatory problems. 33% in the subspace group got improvements versus 65% in the SCIO harness group whose circulatory symptoms improved.

Subspace Treatment 1,241 patients, 7,333 SCIO Harness Patients

OVERALL ASSESSMENT

A. Subspace Treatment 3,537 patient visits

There were ---- cases of patients who reported a negative Improvement.

None of these cases reported any major difficulty.

There were

13 cases reporting no improvement of Symptoms, .001 % of Subgroup

13 cases reporting no improvement in feeling better, .001% of Subgroup

21 cases reporting no improvement in stress reduction .001% of Subgroup

22%--- Percentage of Improvement in Symptoms

21%--- Percentage of Improvement in Feeling Better

33%---.Percentage of Improvement Measured

30%-- Percentage of Improvement in Stress Reduction

11%----Percentage of Improvement in SOC Behavior

B. SCIO Harness Treatment 7,890 patient visits

There were ---- cases of patients who reported a negative Improvement.

None of these cases reported any major difficulty.

There were

6 cases reporting no improvement of Symptoms, .001 % of Subgroup

12 cases reporting no improvement in feeling better, .001 % of Subgroup

10 cases reporting no improvement in stress reduction .001% of Subgroup

47%--- Percentage of Improvement in Symptoms

56%--- Percentage of Improvement in Feeling Better

66%---.Percentage of Improvement Measured

64%-- Percentage of Improvement in Stress Reduction

42%----Percentage of Improvement in SOC Behavior

Clinical Review of Biofeedback Stress Therapy with the QXCI / SCIO biofeedback device

Abstract:

This article reviews the clinical results and experiences of users of the QXCI biofeedback device. The practice of biofeedback dates back several decades. The technique of using biofeedback devices to diagnose stress and treat stress is receiving more attention in our ever increasingly stressful world. In this article we review the positive results achieved from clinical experience treating patients on a day to day basis. In over two thousand patient visits the QXCI was over 80% successful in reducing stress.

Clinical Review of Biofeedback Stress Therapy with the SCIO/ EPTX Biofeedback Device Two Decades of Stress Reduction

Chief Editor:
Prof William Nelson M.D. ABUNE
Consultant:
International Ethics, Lebedei SA,
Oradea, Romania
John Kelley PhD, MD N.Z. Eng.
Samira Lilia Armenia
Richard Atkinson MCGP Physical Therapist, West Yorkshire England
Developed and written by:
Sage Tarant LPT, C.H.T. USA,
MAGD/ADP MD, Romania
Debbie Drake M.D. Canada
William Cunningham CBT Denver Colorado
Igor Cincovic MD, Cyprus
Stephan Heiliger M.D. (Germany/Switzerland)
Anna Maria Csala M.D. Hungary
Bocan Anel MD Romania

*This study was performed in the field by practicing biofeedback technicians. Data was collected and the study supervised by the Ethics International, Ethics Committee of Romania. The Data analysis and study presentation is done by
The Centre Recherche, University of Venice + Padova, Italy*

© 2009 2008

Abstract
This article reviews the clinical results and experiences of users of the SCIO/EPTX biofeedback device after almost two decades of use. The practice of biofeedback dates back to the fifties. The technique of using biofeedback devices to diagnose stress and treat stress is receiving more attention in our ever increasingly stressful world. In this article we review the positive results achieved from clinical experience treating patients on a day to day basis. In over two thousand million patient visits the SCIO/EPTX was estimated at an 80% success rate in reducing stress.
Key Words: Biofeedback, stress, stress reduction

Introduction
In 1976 the World Health Organization announced to the world that stress was the major cause of disease in the world at that time, and any ways or means to reduce stress were encouraged.
Stress is the most incipient killer of people today. Stress is responsible for 70 to 80 percent of the disease in America. Stress reduction is a must in today's society for longevity, health and happiness. Stress awareness begins with recognition or awareness. As we become aware of stress, we can begin to deal with it. The "suzuchi" technique of stress reduction never works. Humans must change. Whether change occurs in the body, mind, social, spirit or environment, most humans will resist. To learn to relax, we must learn to break our old habits of stress reaction and substitute more productive reactions such as clear thinking, calm headed and relaxed understanding. To change requires perseverance, positivity, proper goals and beneficial rewards. Whether changing eating habits, exercise routines, stress reactions or social skills, change requires work, but the rewards of a healthy body and mind for you and your family are worth it.
Although biofeedback is an effective clinical procedure, it is not used in isolation from other therapeutic techniques. Since many of its clinical applications focus on the reduction of anxiety or physiological arousal, relaxation procedures have been used with biofeedback to maximize this effect. The patient undergoing biofeedback treatment is often introduced to a relaxation technique prior to receiving biofeedback. Clinicians using biofeedback frequently develop their own individual relaxation procedures. Most of these modified techniques are based on the progressive relaxation method originally developed by Jacobson in 1938.
Standardized relaxation techniques are effective for most patients; if the patient has difficulty, the therapist must be certain that the patient's failure to relax is not due to a misconception or to therapeutic resistance. For example, some patients try too vigorously to relax, which results in increased tension. This may occur with Jacobson's technique because patients spend too much time tensing muscles and too little time relaxing. If a well-motivated patient, however, cannot adjust to the standard relaxation procedure, other methods are available. Biofeedback therapists must be familiar with alternative procedures when a standard technique fails to generate the desired response (i.e. lowered arousal). We define arousal as it is commonly used in the field of psychology, i.e. an excess level of muscular tension and/or hyperactivity to stress.
Sage Tarant is a professional Biofeedback Therapist and Stress Consultant practicing in the Los Angeles area of California, USA. She has been using the SCIO/EPTX device as her principle

*Clinical Review of the History of the QGC Volt-Ammetric
Trivector
and EPR (Electro-Physiological-Reactivity) in Blood
Analysis*

Chief Editor:

Prof. William Nelson M.D. IRUNE

The Centro Ricerche, University of Venice + Padova, Italy

Edited and Validated By IRUNE Medical Staff:

Messai Israf MD, Romania

Sara Ovidiu MD, Romania

Igor Cetojevic MD, Cyprus

Matthias Neillger M.D. Germany/Switzerland

Klara IRUNE MD, Hungary

Anna Maria Cako M.D. Hungary

Debbie Drake M.D. Canada

Bascan Aurel MD Romania

Consultant:

International Ethics, Lebedei SE,

Oradea, Romania

John Kelsey PhD, ND N.Z. Eng.

Sage Tamara LBT, C.M.T. USA, Somlea Lira Romania

Richard Atkinson MCSP, Physical Therapist, West Yorkshire England

Developed By:

The Centro Ricerche of Prof. William Nelson University of Venice + Padova, Italy

This study was performed in the field by practicing Biofeedback technicians. Data was collected and the study supervised by the Ethics International Institutional Review Board of Romania. The Data analysis and study presentation is done By The Centro Ricerche, University of Venice + Padova, Italy

© UNIN 2008

ABSTRACT:

The QGC device can measure the subtle electric fields of the volt-ammetric signature of a substance suspended in water as a homeopathic solution. The different components of blood analysis have been tested for their trivector fields. Then the EPPX / SCIO has been used to test patients reactions. Done by and with Biofeedback.

Over the last two decades several papers have displayed that the EPR (Electro-Physiological-Reactivity) of a patient to these trivector fields has been significant to have a large degree of accuracy in patient analysis. The accuracy has been approximately 75 to 85%. With some false positives and false negatives, the EPPX / SCIO test can be interesting but not accurate enough for diagnostic clinical use. These studies are reviewed. .

THE VOLT-AMMETRIC SIGNATURE

Electro-Chemistry has been a respected and developed science for many decades. Thousands of articles and books have been written on the subject. It is also known as polography.

A three-dimensional (Trivector) topological electro field can be measured which shows the relationships among various time-dependent volt-ammetric techniques using micro electrodes. Intersections of the surface with appropriately

Four Decades of the Trivector

Chief Editor:
Andrea Taffan DBF

Edited and Validated By Medical Staff:

Mezei Iosif MD, Romania
Sarca Ovidiu MD, Romania
Igor Cetojovic MD, Cypress
Matthias Heiliger M.D. Germany/Switzerland
Klara Hill M.D. Hungary
Anna Maria Cako M.D. Hungary
Debbie Drake M.D. Canada
Bacsoan Aurel MD Romania

Consultant:

International Ethics, Lebedei 58,
Oradea, Romania
John Kelsey PhD, ND N.Z. Eng.
Gage Terrant LBT, C.H.T, USA, - Somea Livia Romania
Richard Atkinson MCSP, Physical Therapist, West Yorkshire England

Developed By:

The Centro Ricerche of Prof. William Nelson University of Venice +
Padova, Italy

This study was performed in the field by practicing Biofeedback technicians. Data was collected and the study supervised by the Ethics International Institutional Review Board of Romania. The Data analysis and study presentation is done by the The Centro Ricerche, University of Venice + Padova, Italy

© Ethica International, 2007

COMMON COLD Treated by SCIO Practitioners

Abstract:

This study demonstrates the safety and effective qualities of the SCIO device used in a large scale study. A large scale study of over 97,000 patients with over 275,000 patient visits reported their diseases. Over 15,000 patients had medical diagnosis of the common cold. 28% in the subspace group got improvements versus 65% in the SCIO harness group whose cold symptoms improved.

Subspace Treatment 12,720 patients, 4,878 SCIO Harness Patients

OVERALL ASSESSMENT

A. Subspace Treatment 17,901 patient visits

There were 7 cases of patients who reported a negative Improvement.

None of these cases reported any major difficulty.

There were

9 cases reporting no improvement of Symptoms, .001% of Subgroup

11 cases reporting no improvement in feeling better, .001% of Subgroup

6 cases reporting no improvement in stress reduction .001% of Subgroup

24%--- Percentage of Improvement in Symptoms

25%--- Percentage of Improvement in Feeling Better

28%---.Percentage of Improvement Measured

40%-- Percentage of Improvement in Stress Reduction

12%----Percentage of Improvement in SOC Behavior

B. SCIO Harness Treatment 7,820 patient visits

There were 11 cases of patients who reported a negative Improvement.

None of these cases reported any major difficulty.

There were

8 cases reporting no improvement of Symptoms, .001 % of Subgroup

10 cases reporting no improvement in feeling better, .001 % of Subgroup

2 cases reporting no improvement in stress reduction .001 % of Subgroup

45%--- Percentage of Improvement in Symptoms

43%--- Percentage of Improvement in Feeling Better

65%---.Percentage of Improvement Measured

68%-- Percentage of Improvement in Stress Reduction

15%----Percentage of Improvement in SOC Behavior

DEPRESSION + SEASONAL AFFECTIVE DISORDER Treated by SCIO Practitioners

Abstract:

This study demonstrates the safety and effective qualities of the SCIO device used in a large scale study. A large scale study of over 97,000 patients with over 275,000 patient visits reported their diseases. Over 40,000 patients had medical diagnosis of S.A.D. -37% in the subspace group got improvements versus 56% in the SCIO harness group whose depression symptoms improved. Micro-current Cranial Electro Stimulation MCES is a new advance in Cranial Electro Stimulation CES and energetic medicine. This MCES can be used to balance emotional disorders.

Subspace Treatment 13,878 patients, 18,152 SCIO Harness Patients

OVERALL ASSESSMENT

A. Subspace Treatment 21,092 patient visits

There were 34 cases of patients who reported a negative Improvement.

None of these cases reported any major difficulty.

There were

43 cases reporting no improvement of Symptoms, .0021% of Subgroup

57 cases reporting no improvement in feeling better, .0027% of Subgroup

34 cases reporting no improvement in stress reduction .0016% of Subgroup

34%--- *Percentage of Improvement in Symptoms*

36%--- *Percentage of Improvement in Feeling Better*

37%--- *Percentage of Improvement Measured*

46%-- *Percentage of Improvement in Stress Reduction*

10%----*Percentage of Improvement in SOC Behavior*

B. SCIO Harness Treatment 39,983 patient visits

There were 25 cases of patients who reported a negative Improvement.

None of these cases reported any major difficulty.

There were

32 cases reporting no improvement of Symptoms, .001% of Subgroup

32 cases reporting no improvement in feeling better, .001% of Subgroup

32 cases reporting no improvement in stress reduction .001% of Subgroup

55%--- *Percentage of Improvement in Symptoms*

61%--- *Percentage of Improvement in Feeling Better*

56%--- *Percentage of Improvement Measured*

70%-- *Percentage of Improvement in Stress Reduction*

12%----*Percentage of Improvement in SOC Behavior*

CORRELATIVE INFECTION COMPARISONS TO SCIO XRROID REACTIVITY REVISED 1989-1994-2001-2007

Abstract:

The first assay of these factors was done in 1989, then again 1994 and now in 2007. One of those papers was presented at the Hungarian Diagnostic and Laboratory World Seminar in September, 1994, in Pecs, Hungary (a major world-wide congress on laboratory and diagnostic techniques). The 1989 paper was the basis of USA registration of the EPPX. Eighteen years latter there was a need for a more complete reevaluation.

This review report scrutinizes a comparison between cultured blood, skin, urine, lymph and stool results, and SCIO Electro-Physiological-Feedback EPR reactivity. Events display that the Xrroid has a very high interdependence to culture results, and thus the Xrroid is very helpful in determining the electrical reactivity of the patient, and in determining the type of infection the patient might have. The over-all correlation was approximately 91%. The existence of many so called false positives or infections that are subclinical makes reading difficult. This makes the SCIO profile a good pre-diagnostic tool.

Title:

**CORRELATIVE INFECTION COMPARISONS TO SCIO
XRROID REACTIVITY REVISED 1989-1994-2001-2007**

Chief Editor:
Prof. N. Vilnos M.D. IMUNE
The Centro Ricerche, University of Venice + Padova, Italy

Edited and Validated By Medical Staff:

Mezei Josef MD, Romania
Sarca Ovidiu MD, Romania
Igor Cetojevic MD, Cypress
Matthias Heiliger M.D. Germany/Switzerland
MD, Klara Hif M.D. Hungary
Anna Maria Csiko M.D. Hungary
Debbie Drake M.D. Canada
Bacvan Aurel MD Romania

Consultant:

International Ethics, Lebedei 58,
Oradea, Romania
John Kelsey Phd, ND MLZ. Eng.
Gage Tarrant LST, C.H.T. USA, Somlea Livia Romania
Richard Adkinson MCSP, Physical Therapist, West Yorkshire England

Developed By:

The Centro Ricerche of Prof. William Nelson University of Venice +
Padova, Italy

CORRELATIVE INFECTION COMPARISONS TO EPR XRROID REACTIVITY

Abstract:

The first assay of these factors was done in 1989, then again 1994 and now in 2007. One of those papers was presented at the Hungarian Diagnostic and Laboratory World Seminar in September, 1994, in Pecs, Hungary (a major world-wide congress on laboratory and diagnostic techniques). The 1989 paper was the basis of USA registration of the EPPX. Eighteen years latter there was a need for a more complete reevaluation.

This review report scrutinizes a comparison between cultured blood, skin, urine, lymph and stool results, and SCIO Electro-Physiological-Feedback EPR reactivity. Events display that the Xrroid has a very high interdependence to culture results, and thus the Xrroid is very helpful in determining the electrical reactivity of the patient, and in determining the type of infection the patient might have. The over-all correlation was approximately 91%. The existence of many so called false positives or infections that are subclinical makes reading difficult. This makes the SCIO profile a good pre-diagnostic tool.

Key Words:

Xrroid, EPR (Electro-Physiological Reactivity), capacitance, impedance, GOC, Volt-Ammeter, Poligraphic, culture, bacteria, fungi, worms, nematodes

Scientific History:

The process of intruder recognition and approach is a study in reactivity. EPR reactivity to be precise. The attack on an intruder infection is not a random process, but is process guided by photons, and EPR (see FROMORPHICUS). The study of EPR was most popularly done on the shark EPR system of prey recognition. Nelson has reviewed the art most specifically in the work of the EPR/SCIO.

The human being also develops a refined sense of EPR for a wide variety of biological functions, but none more vital than the fight against infections. The GOC Trivector Volt-Ammeter/Poligraphic signature of an herb, it has been proven that this signature can produce a measurable EPR response for a sophisticated biofeedback device to measure. This is the purpose of EPPX/SCIO to measure this phenomena.

There has been over two decades of research on this scientific medical phenomena. This article is a review of several medical doctors case studies to further validate and establish a current medical article on the subject of intruder provoked EPR.

DIGESTIVE DISORDERS Treated by SCIO Practitioners

Abstract:

This study demonstrates the safety and effective qualities of the SCIO device used in a large scale study. A large scale study of over 97,000 patients with over 275,000 patient visits reported their diseases. Over 16,000 patients had medical diagnosis of digestive dysfunction. 32% in the subspace group got improvements versus 62% in the SCIO harness group whose digestive distress symptoms improved.

Subspace Treatment 7,954 patients, 8,410 SCIO Harness Patients

OVERALL ASSESSMENT

A. Subspace Treatment 12,504 patient visits

There were 0 cases of patients who reported a negative Improvement.

None of these cases reported any major difficulty.

There were

29 cases reporting no improvement of Symptoms, .001 % of Subgroup

25 cases reporting no improvement in feeling better, .001% of Subgroup

28 cases reporting no improvement in stress reduction .001% of Subgroup

27%--- Percentage of Improvement in Symptoms

21%--- Percentage of Improvement in Feeling Better

32%---.Percentage of Improvement Measured

34%-- Percentage of Improvement in Stress Reduction

15%----Percentage of Improvement in SOC Behavior

B. SCIO Harness Treatment 17,990 patient visits

There were ---- cases of patients who reported a negative Improvement.

None of these cases reported any major difficulty.

There were

7 cases reporting no improvement of Symptoms, .001 % of Subgroup

9 cases reporting no improvement in feeling better, .001 % of Subgroup

11 cases reporting no improvement in stress reduction .001% of Subgroup

47%--- Percentage of Improvement in Symptoms

60%--- Percentage of Improvement in Feeling Better

62%---.Percentage of Improvement Measured

64%-- Percentage of Improvement in Stress Reduction

45%----Percentage of Improvement in SOC Behavior

Electro-Acupuncture with the SCIO as a safe and effective therapy

Abstract:

This study demonstrates the safety and effective qualities of the SCIO device used in a large scale study. A large scale study of over 97,000 patients with over 275,000 patient visits reported their diseases. **56,641** of them were treated with Electro-acupuncture, over **100,000** visits. And the results of their therapy are reported in this study.

Imagine a medical device that could check all of the acupuncture points in your body, then treat them, give you a list of unrepaired points, draw you a picture of the problem points, and give you another chance to repair the point.

Acupuncturists now do not have time to check and treat all of the possible points. So an acupuncturist has to interview symptoms and then determine the short list of points to deal with. But what if a device could be developed to automatically test and treat all points.

Such a device is available today and has been tested, registered, and validated for legal use. The QXCI device is this and more. This article reviews a new process of electro-acupuncture diagnosis and therapy. The computer can be used to accomplish this in minutes allowing for total electro-acupuncture therapy of a patient in a matter of minutes. This revelation in medicine involves a new computerized technology.

Subspace Treatment 20,233 patients, 36,408- SCIO Harness Patients

OVERALL ASSESSMENT

A. Subspace Treatment 50,656 patient visits

There were 33 cases of patients who reported a negative Improvement.

None of these cases reported any major difficulty.

There were

311 cases reporting no improvement of Symptoms, 0.001% of Subgroup

321 cases reporting no improvement in feeling better, 0.001% of Subgroup

111 cases reporting no improvement in stress reduction 0.001% of Subgroup

37%--- Percentage of Improvement in Symptoms

33%--- Percentage of Improvement in Feeling Better

45%---.Percentage of Improvement Measured

34%-- Percentage of Improvement in Stress Reduction

21%----Percentage of Improvement in SOC Behavior

B. SCIO Harness Treatment 100,301 patient visits

There were 6 cases of patients who reported a negative Improvement.

None of these cases reported any major difficulty.

There were

432 cases reporting no improvement of Symptoms, 0.001% of Subgroup

344 cases reporting no improvement in feeling better, 0.001% of Subgroup

76 cases reporting no improvement in stress reduction

0.001% of Subgroup

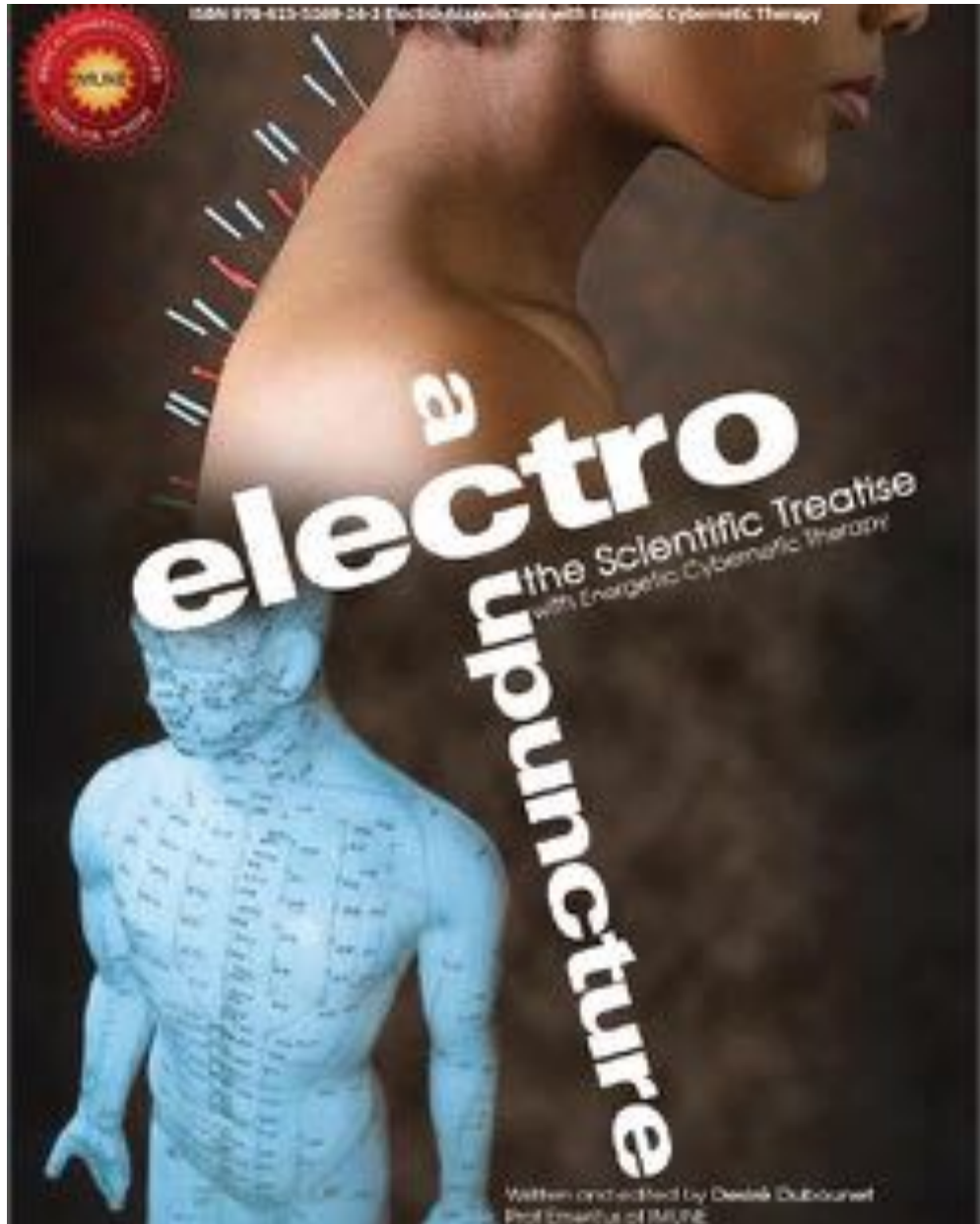
54%--- Percentage of Improvement in Symptoms

48%--- Percentage of Improvement in Feeling Better

43%---.Percentage of Improvement Measured

56%-- Percentage of Improvement in Stress Reduction

25%----Percentage of Improvement in SOC Behavior



ENDOMETRIOSIS Treated by SCIO Practitioners

Abstract:

This study demonstrates the safety and effective qualities of the SCIO device used in a large scale study. A large scale study of over 97,000 patients with over 275,000 patient visits reported their diseases. Over 500 patients had medical diagnosis of endometriosis. Endometriosis is a gynecologic disorder that is frequently encountered in the emergency department (ED) as well as in the outpatient setting. Because it is enigmatic, endometriosis can present as a diagnostic and therapeutic challenge for emergency physicians in their approach to the female patient with pelvic pain. 21% in the subspace group got improvements versus 46% in the SCIO harness group whose endometriosis symptoms improved.

Subspace Treatment 320 patients, 269 SCIO Harness Patients

OVERALL ASSESSMENT

A. Subspace Treatment 489 patient visits

There were 0 cases of patients who reported a negative Improvement.

None of these cases reported any major difficulty.

There were

2 cases reporting no improvement of Symptoms, .002 % of Subgroup

1 cases reporting no improvement in feeling better, .002% of Subgroup

2 cases reporting no improvement in stress reduction .004% of Subgroup

32%--- *Percentage of Improvement in Symptoms*

34%--- *Percentage of Improvement in Feeling Better*

21%--- *Percentage of Improvement Measured*

43%-- *Percentage of Improvement in Stress Reduction*

2%----*Percentage of Improvement in SOC Behavior*

B. SCIO Harness Treatment 430 patient visits

There were 1 cases of patients who reported a negative Improvement.

None of these cases reported any major difficult.

There were

0 cases reporting no improvement of Symptoms, .001 % of Subgroup

0 cases reporting no improvement in feeling better, .001 % of Subgroup

1 cases reporting no improvement in stress reduction .001% of Subgroup

44%--- *Percentage of Improvement in Symptoms*

51%--- *Percentage of Improvement in Feeling Better*

46%--- *Percentage of Improvement Measured*

66%-- *Percentage of Improvement in Stress Reduction*

12%----*Percentage of Improvement in SOC Behavior*



The Let's Hate Desiré Brain



The Let's Hate Desiré Brain

Latent + Repressed

Homer-Sexual

Blown up 100x10 times version

The whole brain is dedicated to twisting the truth to defending illegal plugin use and agrandizing looney gurus



Ulcerative COLITIS Treated by SCIO Practitioners

Abstract:

This study demonstrates the safety and effective qualities of the SCIO device used in a large scale study. A large scale study of over 97,000 patients with over 275,000 patient visits reported their diseases. Ulcerative colitis is an inflammatory bowel disease that results in chronic inflammation in digestive tract, usually in the large intestine (colon) and the rectum. Symptoms of ulcerative colitis may include:

- Abdominal pain, Bloody diarrhea, Rectal bleeding, Feeling of urgency, Inability to have a bowel movement despite the urge to do so, Abdominal cramping and pain, Weight loss
- Symptoms may also occur outside the gut and include joint pain, eye inflammation, skin rashes and lesions, and mouth ulcers. Over 2,400 patients had medical diagnosis of colitis. 33% in the subspace group got improvements versus 43% in the SCIO harness group whose colitis symptoms improved.

Subspace Treatment 1,387 patients, 1,102 SCIO Harness Patients

OVERALL ASSESSMENT

A. Subspace Treatment 3,450 patient visits

There were 2 cases of patients who reported a negative Improvement.

None of these cases reported any major difficulty.

There were

41 cases reporting no improvement of Symptoms, 0.001% of Subgroup

51cases reporting no improvement in feeling better, 0.001% of Subgroup

5 cases reporting no improvement in stress reduction 0.001% of Subgroup

32%--- Percentage of Improvement in Symptoms

33%--- Percentage of Improvement in Feeling Better

33%---.Percentage of Improvement Measured

39%-- Percentage of Improvement in Stress Reduction

0 %----Percentage of Improvement in SOC Behavior

B. SCIO Harness Treatment 3,999 patient visits

There were 2 cases of patients who reported a negative Improvement.

None of these cases reported any major difficulty.

There were

23 cases reporting no improvement of Symptoms, 0.001% of Subgroup

20 cases reporting no improvement in feeling better, 0.001% of Subgroup

2 cases reporting no improvement in stress reduction 0.001% of Subgroup

24%--- Percentage of Improvement in Symptoms

43%--- Percentage of Improvement in Feeling Better

54%---.Percentage of Improvement Measured

57%-- Percentage of Improvement in Stress Reduction

10%----Percentage of Improvement in SOC Behavior

ESOPHAGITIS GASTRIC REFLUX Treated by SCIO Practitioners

Abstract:

This study demonstrates the safety and effective qualities of the SCIO device used in a large scale study. A large scale study of over 97,000 patients with over 275,000 patient visits reported their diseases. Over 700 patients had medical diagnosis of gastric reflux. 29% in the subspace group got improvements versus 31% in the SCIO harness group whose reflux symptoms improved. The lifestyle instructions in both categories of treatment were more responsible for improvement than the SCIO.

Subspace Treatment 238 patients, 468 SCIO Harness Patients

OVERALL ASSESSMENT

A. Subspace Treatment 433 patient visits

There were 0 cases of patients who reported a negative Improvement.

None of these cases reported any major difficulty.

There were

2 cases reporting no improvement of Symptoms, .005% of Subgroup

4 cases reporting no improvement in feeling better, .01% of Subgroup

5 cases reporting no improvement in stress reduction .01% of Subgroup

23%--- Percentage of Improvement in Symptoms

23%--- Percentage of Improvement in Feeling Better

29%---.Percentage of Improvement Measured

37%-- Percentage of Improvement in Stress Reduction

2 %---Percentage of Improvement in SOC Behavior

B. SCIO Harness Treatment 656 patient visits

There were 1 cases of patients who reported a negative Improvement.

This patient reported some extreme skin redness from the harness.

There were

3 cases reporting no improvement of Symptoms, .004 % of Subgroup

2 cases reporting no improvement in feeling better, .004% of Subgroup

2 cases reporting no improvement in stress reduction .004 % of Subgroup

32%--- Percentage of Improvement in Symptoms

32%--- Percentage of Improvement in Feeling Better

31%---.Percentage of Improvement Measured

38%-- Percentage of Improvement in Stress Reduction

9 %---Percentage of Improvement in SOC Behavior

FEMALE DISORDERS, PMS PMT, PREMENSTRUAL STRESS OR TENSION Treated by SCIO Practitioners

Abstract:

This study demonstrates the safety and effective qualities of the SCIO device used in a large scale study. A large scale study of over 97,000 patients with over 275,000 patient visits reported their diseases. Over 10,000 patients had medical diagnosis of PMS. 31% in the subspace group got improvements versus 60% in the SCIO harness group whose PMS symptoms improved.

Subspace Treatment 7,941 patients, 2,406 SCIO Harness Patients

OVERALL ASSESSMENT

A. Subspace Treatment 22,504 patient visits

There were ---- cases of patients who reported a negative Improvement.

None of these cases reported any major difficulty.

There were

29 cases reporting no improvement of Symptoms, .001 % of Subgroup

23 cases reporting no improvement in feeling better, .001% of Subgroup

21 cases reporting no improvement in stress reduction .001% of Subgroup

25%--- Percentage of Improvement in Symptoms

21%--- Percentage of Improvement in Feeling Better

31%---.Percentage of Improvement Measured

34%-- Percentage of Improvement in Stress Reduction

13%----Percentage of Improvement in SOC Behavior

B. SCIO Harness Treatment 7,890 patient visits

There were ---- cases of patients who reported a negative Improvement.

None of these cases reported any major difficulty.

There were

7 cases reporting no improvement of Symptoms, .001 % of Subgroup

10 cases reporting no improvement in feeling better, .001 % of Subgroup

11 cases reporting no improvement in stress reduction .001% of Subgroup

47%--- Percentage of Improvement in Symptoms

51%--- Percentage of Improvement in Feeling Better

62%---.Percentage of Improvement Measured

64%-- Percentage of Improvement in Stress Reduction

45%----Percentage of Improvement in SOC Behavior

FLEXIBILITY, Restricted Range of Motion Treated by SCIO Practitioners

Abstract:

This study demonstrates the safety and effective qualities of the SCIO device used in a large scale study. A large scale study of over 97,000 patients with over 275,000 patient visits reported their diseases. Over 9,000 patients had medical diagnosis of restricted motion. 33% in the subspace group got improvements versus 64% in the SCIO harness group whose restricted flexibility symptoms improved.

Subspace Treatment 2,941 patients, 6,404 SCIO Harness Patients

OVERALL ASSESSMENT

A. Subspace Treatment 8,504 patient visits

There were ---- cases of patients who reported a negative Improvement.

None of these cases reported any major difficulty.

There were

29 cases reporting no improvement of Symptoms, .001 % of Subgroup

23 cases reporting no improvement in feeling better, .001% of Subgroup

21 cases reporting no improvement in stress reduction .001% of Subgroup

25%--- Percentage of Improvement in Symptoms

21%--- Percentage of Improvement in Feeling Better

33%---.Percentage of Improvement Measured

34%-- Percentage of Improvement in Stress Reduction

15%----Percentage of Improvement in SOC Behavior

B. SCIO Harness Treatment 11,897 patient visits

There were ---- cases of patients who reported a negative Improvement.

None of these cases reported any major difficulty.

There were

7 cases reporting no improvement of Symptoms, .001 % of Subgroup

10 cases reporting no improvement in feeling better, .001 % of Subgroup

11 cases reporting no improvement in stress reduction .001% of Subgroup

47%--- Percentage of Improvement in Symptoms

54%--- Percentage of Improvement in Feeling Better

64%---.Percentage of Improvement Measured

65%-- Percentage of Improvement in Stress Reduction

45%----Percentage of Improvement in SOC Behavior

FRACTURES Treated by SCIO Practitioners

Abstract:

This study demonstrates the safety and effective qualities of the SCIO device used in a large scale study. A large scale study of over 97,000 patients with over 275,000 patient visits reported their diseases. Over 100 patients had medical diagnosis of bone fracture. 2% in the subspace group got improvements versus 34% in the SCIO harness group whose bone fracture improved.

Subspace Treatment 32 patients, 93 SCIO Harness Patients

OVERALL ASSESSMENT

A. Subspace Treatment 87 patient visits

There were 0 cases of patients who reported a negative Improvement.

None of these cases reported any major difficulty.

There were

0 cases reporting no improvement of Symptoms,	0 % of Subgroup
0 cases reporting no improvement in feeling better,	0.% of Subgroup
0 cases reporting no improvement in stress reduction	0% of Subgroup

32%--- Percentage of Improvement in Symptoms

21%--- Percentage of Improvement in Feeling Better

2 %---.Percentage of Improvement Measured

43%-- Percentage of Improvement in Stress Reduction

2 %----Percentage of Improvement in SOC Behavior

B. SCIO Harness Treatment 201 patient visits

There were 0 cases of patients who reported a negative Improvement.

None of these cases reported any major difficulty.

There were

0 cases reporting no improvement of Symptoms,	0% of Subgroup
0 cases reporting no improvement in feeling better,	0% of Subgroup
0 cases reporting no improvement in stress reduction	0 % of Subgroup

32%--- Percentage of Improvement in Symptoms

34%--- Percentage of Improvement in Feeling Better

39%---.Percentage of Improvement Measured

50%-- Percentage of Improvement in Stress Reduction

7 %----Percentage of Improvement in SOC Behavior

-

GASTRIC - ESOPHAGEAL REFLUX HIATAL HERNIA Treated by SCIO Practitioners

Abstract:

This study demonstrates the safety and effective qualities of the SCIO device used in a large scale study. A large scale study of over 97,000 patients with over 275,000 patient visits reported their diseases. Many of them reported this disease. And the results of their therapy is reported in this study

Subspace Treatment 121 patients, 428 SCIO Harness Patients

OVERALL ASSESSMENT

A. Subspace Treatment 331 patient visits

There were 0 cases of patients who reported a negative Improvement.

None of these cases reported any major difficulty.

There were

0 cases reporting no improvement of Symptoms, .00% of Subgroup

0 cases reporting no improvement in feeling better, .00% of Subgroup

0 cases reporting no improvement in stress reduction .00% of Subgroup

12%--- Percentage of Improvement in Symptoms

13%--- Percentage of Improvement in Feeling Better

44%---.Percentage of Improvement Measured

32%-- Percentage of Improvement in Stress Reduction

11%----Percentage of Improvement in SOC Behavior

B. SCIO Harness Treatment 982 patient visits

There were 0 cases of patients who reported a negative Improvement.

None of these cases reported any major difficulty.

There were

1 cases reporting no improvement of Symptoms, .001% of Subgroup

3 cases reporting no improvement in feeling better, .001 % of Subgroup

1 cases reporting no improvement in stress reduction .001% of Subgroup

41%--- Percentage of Improvement in Symptoms

72%--- Percentage of Improvement in Feeling Better

45%---.Percentage of Improvement Measured

62%-- Percentage of Improvement in Stress Reduction

32%----Percentage of Improvement in SOC Behavior

HAY FEVER ALLERGIC RHINITIS Treated by SCIO Practitioners

Abstract:

This study demonstrates the safety and effective qualities of the SCIO device used in a large scale study. A large scale study of over 97,000 patients with over 275,000 patient visits reported their diseases. Over 1700 patients had medical diagnosis of allergic rhinitis. 41% in the subspace group got improvements versus 51% in the SCIO harness group whose allergic rhinitis symptoms improved.

Subspace Treatment 899 patients, 867 SCIO Harness Patients

OVERALL ASSESSMENT

A. Subspace Treatment 2,334 patient visits

There were 0 cases of patients who reported a negative Improvement.

None of these cases reported any major difficulty.

There were

0 cases reporting no improvement of Symptoms, 0% of Subgroup

0 cases reporting no improvement in feeling better, 0% of Subgroup

0 cases reporting no improvement in stress reduction 0% of Subgroup

49%--- Percentage of Improvement in Symptoms

45%--- Percentage of Improvement in Feeling Better

41%---.Percentage of Improvement Measured

55%-- Percentage of Improvement in Stress Reduction

21%----Percentage of Improvement in SOC Behavior

B. SCIO Harness Treatment 3,225 patient visits

There were 0 cases of patients who reported a negative Improvement.

None of these cases reported any major difficulty.

There were

1 cases reporting no improvement of Symptoms, 0% of Subgroup

1 cases reporting no improvement in feeling better, 0% of Subgroup

1 cases reporting no improvement in stress reduction 0% of Subgroup

47%--- Percentage of Improvement in Symptoms

47%--- Percentage of Improvement in Feeling Better

51%---.Percentage of Improvement Measured

59%-- Percentage of Improvement in Stress Reduction

7%----Percentage of Improvement in SOC Behavior

HEADACHE Treated by SCIO Practitioners

Abstract:

This study demonstrates the safety and effective qualities of the SCIO device used in a large scale study. A large scale study of over 97,000 patients with over 275,000 patient visits reported their diseases. Over 5,500 patients had medical diagnosis of headache. 21% in the subspace group got improvements versus 59% in the SCIO harness group whose headaches improved.

Subspace Treatment 2,565 patients, 3,326 SCIO Harness Patients

OVERALL ASSESSMENT

A. Subspace Treatment 4,670 patient visits

There were 21 cases of patients who reported a negative Improvement.

None of these cases reported any major difficulty.

There were

32 cases reporting no improvement of Symptoms, .007 % of Subgroup

21 cases reporting no improvement in feeling better, .004% of Subgroup

21 cases reporting no improvement in stress reduction .004% of Subgroup

32%--- Percentage of Improvement in Symptoms

43%--- Percentage of Improvement in Feeling Better

21%---.Percentage of Improvement Measured

45%-- Percentage of Improvement in Stress Reduction

23%----Percentage of Improvement in SOC Behavior

B. SCIO Harness Treatment 5,439 patient visits

There were 23 cases of patients who reported a negative Improvement.

None of these cases reported any major difficulty.

There were

23 cases reporting no improvement of Symptoms, .004% of Subgroup

23 cases reporting no improvement in feeling better, .004% of Subgroup

24 cases reporting no improvement in stress reduction .004 % of Subgroup

43%--- Percentage of Improvement in Symptoms

32%--- Percentage of Improvement in Feeling Better

59%---.Percentage of Improvement Measured

60%-- Percentage of Improvement in Stress Reduction

5 %----Percentage of Improvement in SOC Behavior

HERNIATED DISK LUMBAR | L1, L2, L3, L4, L5] THORACIC CERVICAL Treated by SCIO Practitioners

Abstract:

This study demonstrates the safety and effective qualities of the SCIO device used in a large scale study. A large scale study of over 97,000 patients with over 275,000 patient visits reported their diseases. Over 500 patients had medical diagnosis of disk herniation. 34% in the subspace group got improvements versus 57% in the SCIO harness group whose disk symptoms improved.

Subspace Treatment 320 patients, 183 SCIO Harness Patients

OVERALL ASSESSMENT

A. Subspace Treatment 430 patient visits

There were 0 cases of patients who reported a negative Improvement.

None of these cases reported any major difficulty.

There were

0 cases reporting no improvement of Symptoms, 0% of Subgroup

0 cases reporting no improvement in feeling better, 0.% of Subgroup

0 cases reporting no improvement in stress reduction 0% of Subgroup

32%--- Percentage of Improvement in Symptoms

23%--- Percentage of Improvement in Feeling Better

34%---.Percentage of Improvement Measured

43%-- Percentage of Improvement in Stress Reduction

21 %----Percentage of Improvement in SOC Behavior

B. SCIO Harness Treatment 230 patient visits

There were 0 cases of patients who reported a negative Improvement.

None of these cases reported any major difficulty.

There were

0 cases reporting no improvement of Symptoms, 0% of Subgroup

0 cases reporting no improvement in feeling better, 0 % of Subgroup

0 cases reporting no improvement in stress reduction 0% of Subgroup

56%--- Percentage of Improvement in Symptoms

56%--- Percentage of Improvement in Feeling Better

57%---.Percentage of Improvement Measured

45%-- Percentage of Improvement in Stress Reduction

24%----Percentage of Improvement in SOC Behavior

HYPERTONIA Treated by SCIO Practitioners

Hypertension, High Blood Pressure

Abstract:

This study demonstrates the safety and effective qualities of the SCIO device used in a large scale study. A large scale study of over 97,000 patients with over 275,000 patient visits reported their diseases. Over 250 patients had medical diagnosis of high blood pressure. 30% in the subspace group got improvements versus 45% in the SCIO harness group whose high blood pressure condition improved.

Subspace Treatment 29 patients, 230 SCIO Harness Patients

OVERALL ASSESSMENT

A. Subspace Treatment 53 patient visits

There were 0 cases of patients who reported a negative Improvement.

None of these cases reported any major difficulty.

There were

0 cases reporting no improvement of Symptoms, .001% of Subgroup

3 cases reporting no improvement in feeling better, .001% of Subgroup

3 cases reporting no improvement in stress reduction .001% of Subgroup

12%--- Percentage of Improvement in Symptoms

21%--- Percentage of Improvement in Feeling Better

30%---.Percentage of Improvement Measured

40%-- Percentage of Improvement in Stress Reduction

12%----Percentage of Improvement in SOC Behavior

B. SCIO Harness Treatment 433 patient visits

There were 0 cases of patients who reported a negative Improvement.

None of these cases reported any major difficulty.

There were

8 cases reporting no improvement of Symptoms, % of Subgroup

3 cases reporting no improvement in feeling better, % of Subgroup

0 cases reporting no improvement in stress reduction % of Subgroup

45%--- Percentage of Improvement in Symptoms

69%--- Percentage of Improvement in Feeling Better

45%---.Percentage of Improvement Measured

65%-- Percentage of Improvement in Stress Reduction

23%----Percentage of Improvement in SOC Behavior

HYPOADRENIA, WEAK ADRENALS, STRESS SYNDROME Treated by SCIO Practitioners

Abstract:

This study demonstrates the safety and effective qualities of the SCIO device used in a large scale study. A large scale study of over 97,000 patients with over 275,000 patient visits reported their diseases. Over 25,000 patients had medical diagnosis of hypo-adrenia. 30% in the subspace group got improvements versus 60% in the SCIO harness group whose hypo-adrenia symptoms improved.

Subspace Treatment 10,722 patients, 15,128 SCIO Harness Patients

OVERALL ASSESSMENT

A. Subspace Treatment 34,945 patient visits

There were 0 cases of patients who reported a negative Improvement.

None of these cases reported any major difficulty.

There were

0 cases reporting no improvement of Symptoms, 0.0% of Subgroup

0 cases reporting no improvement in feeling better, 0.0% of Subgroup

0 cases reporting no improvement in stress reduction 0.0% of Subgroup

33%--- Percentage of Improvement in Symptoms

33%--- Percentage of Improvement in Feeling Better

30%---.Percentage of Improvement Measured

40%-- Percentage of Improvement in Stress Reduction

1 %----Percentage of Improvement in SOC Behavior

B. SCIO Harness Treatment 47,930 patient visits

There were 5 cases of patients who reported a negative Improvement.

None of these cases reported any major difficulty.

There were

8 cases reporting no improvement of Symptoms, .001% of Subgroup

8 cases reporting no improvement in feeling better, .001% of Subgroup

5 cases reporting no improvement in stress reduction .000% of Subgroup

47%--- Percentage of Improvement in Symptoms

46%--- Percentage of Improvement in Feeling Better

59%---.Percentage of Improvement Measured

78%-- Percentage of Improvement in Stress Reduction

24%----Percentage of Improvement in SOC Behavior

HYPOGLYCEMIA- Oscillating Blood Sugar Treated by SCIO Practitioners

Abstract:

This study demonstrates the safety and effective qualities of the SCIO device used in a large scale study. A large scale study of over 97,000 patients with over 275,000 patient visits reported their diseases. Over 10,000 patients had medical diagnosis of hypoglycemia. 30% in the subspace group got improvements versus 63% in the SCIO harness group whose hypoglycemic symptoms improved.

Subspace Treatment 7,741 patients, 2,403 SCIO Harness Patients

OVERALL ASSESSMENT

A. Subspace Treatment 21,534 patient visits

There were ---- cases of patients who reported a negative Improvement.

None of these cases reported any major difficulty.

There were

22 cases reporting no improvement of Symptoms, .001 % of Subgroup

21 cases reporting no improvement in feeling better, .001% of Subgroup

21 cases reporting no improvement in stress reduction .001% of Subgroup

25%--- Percentage of Improvement in Symptoms

20%--- Percentage of Improvement in Feeling Better

30%---.Percentage of Improvement Measured

31%-- Percentage of Improvement in Stress Reduction

13%----Percentage of Improvement in SOC Behavior

B. SCIO Harness Treatment 15,393 patient visits

There were ---- cases of patients who reported a negative Improvement.

None of these cases reported any major difficulty.

There were

7 cases reporting no improvement of Symptoms, .001 % of Subgroup

10 cases reporting no improvement in feeling better, .001 % of Subgroup

11 cases reporting no improvement in stress reduction .001% of Subgroup

42%--- Percentage of Improvement in Symptoms

51%--- Percentage of Improvement in Feeling Better

63%---.Percentage of Improvement Measured

67%-- Percentage of Improvement in Stress Reduction

45%----Percentage of Improvement in SOC Behavior

HYPOTHYROID Weak Thyroid Treated by SCIO Practitioners

Abstract:

This study demonstrates the safety and effective qualities of the SCIO device used in a large scale study. A large scale study of over 97,000 patients with over 275,000 patient visits reported their diseases. Over 50 patients had medical diagnosis of hypothyroid. 40% in the subspace group got improvements the same as 40% in the SCIO harness group whose low thyroid symptoms improved.

Subspace Treatment 25 patients, 34 SCIO Harness Patients

OVERALL ASSESSMENT

A. Subspace Treatment 46 patient visits

There were 0 cases of patients who reported a negative Improvement.

None of these cases reported any major difficulty.

There were

0 cases reporting no improvement of Symptoms, .001% of Subgroup

0 cases reporting no improvement in feeling better, .001% of Subgroup

0 cases reporting no improvement in stress reduction .001% of Subgroup

12%--- Percentage of Improvement in Symptoms

23%--- Percentage of Improvement in Feeling Better

40%---.Percentage of Improvement Measured

30%-- Percentage of Improvement in Stress Reduction

12%----Percentage of Improvement in SOC Behavior

B. SCIO Harness Treatment 121 patient visits

There were 0 cases of patients who reported a negative Improvement.

None of these cases reported any major difficulty.

There were

1 cases reporting no improvement of Symptoms, .001 % of Subgroup

2 cases reporting no improvement in feeling better, .001% of Subgroup

1 cases reporting no improvement in stress reduction .001% of Subgroup

45%--- Percentage of Improvement in Symptoms

49%--- Percentage of Improvement in Feeling Better

40%---.Percentage of Improvement Measured

60%-- Percentage of Improvement in Stress Reduction

23%----Percentage of Improvement in SOC Behavior

CE EVOKED POTENTIAL

and the European TVEP QQC

(both patented and trademarked)



The QQC trivector device passes a changing low level field thru the item and generates a sophisticated picture of the electrical field of the item. It makes a 22X22X22 3D field that means over 10,000 separate frequencies to make one pattern. The shark senses these fields and they are amplified by the salt water. This study leads to the discovery of the electro-sense. Researchers have found that humans also have such a system but it is weak.

Every item has such a field. Living things have a changing reactive field, non-living things have a static field non-changing. We now know that the electro-sense in humans is the surface of the skin and most concentrated in the sense of smell.

So by measuring the Voltammetric electrical field of items and then amplifying the field 10 million times we get to really measure the patient's reaction to items, really. So by applying a trivector Voltammetric pattern we can measure the response or evoked potential and see the patient's reactivity.

So 5 million dollars were spent buying and procuring the items in the matrix and testing these items with a patented registered technology of modern science. This is why the SCIO device works so well, at each treatment from calibration, test etc these QQC signatures are at the heart. Real science, real technology, real legal compliance, real items, real results, real honesty and integrity.

In 5th grade we were taught we are made up of atoms made of electrons and protons and neutrons. The electrons in the outer level are so charged they never touch. We are made of electrical fields.

The QQC is a very advanced patented trademarked technology with a CE mark. It measures in a very sophisticated process the Voltammetric electrical field of any item. If you look up voltammetry in Google you see thousands of references for a world recognized very scientific chemical process also referred to as Polography. You can see our patented process at <http://www.voltametriagqc.ro/>

If you need more information on the SCIO and purchase details please get in touch with us

Maitreya Kft.
 tel: +3613036043
 web: www.qxsubspace.com
 e-mail: info@qxsubspace.com

Shark Senses

Mary Ann Badavi & Stephanie Parker



• The bonnethead shark has an electro-sense that is five million times greater than the electro-sense of humans.
 Picture: Andy Marsh/Elasmobranch.org

Electricity

- A shark's ampullae of Lorenzini are able to feel electric currents at short ranges.
- All living things emit a small electrical current, a shark can feel it from 0-8 Hz.



• It is also thought that the Hammerhead shark evolved its head to increase surface area for electrical reception.



HYSTERIA Treated by SCIO Practitioners

Abstract:

This study demonstrates the safety and effective qualities of the SCIO device used in a large scale study. A large scale study of over 97,000 patients with over 275,000 patient visits reported their diseases. Over 50 patients had medical diagnosis of hysteria. 35% in the subspace group got improvements the same as 35% in the SCIO harness group whose hysteria improved.

Subspace Treatment 31 patients, 28 SCIO Harness Patients

OVERALL ASSESSMENT

A. Subspace Treatment 58 patient visits

There were 0 cases of patients who reported a negative Improvement.

None of these cases reported any major difficulty.

There were

0- cases reporting no improvement of Symptoms, .0% of Subgroup

0- cases reporting no improvement in feeling better, .0% of Subgroup

0- cases reporting no improvement in stress reduction . 0% of Subgroup

28%--- Percentage of Improvement in Symptoms

25%--- Percentage of Improvement in Feeling Better

35%---.Percentage of Improvement Measured

43%-- Percentage of Improvement in Stress Reduction

0 %----Percentage of Improvement in SOC Behavior

B. SCIO Harness Treatment 61 patient visits

There were 1 cases of patients who reported a negative Improvement.

None of these cases reported any major difficulty.

There were

1 cases reporting no improvement of Symptoms, .02% of Subgroup

1 cases reporting no improvement in feeling better, .02 % of Subgroup

1 cases reporting no improvement in stress reduction .02% of Subgroup

35%--- Percentage of Improvement in Symptoms

35%--- Percentage of Improvement in Feeling Better

35%---.Percentage of Improvement Measured

45%-- Percentage of Improvement in Stress Reduction

2 %----Percentage of Improvement in SOC Behavior

IMPOTENCE Treated by SCIO Practitioners

Abstract:

This study demonstrates the safety and effective qualities of the SCIO device used in a large scale study. A large scale study of over 97,000 patients with over 275,000 patient visits reported their diseases. Over 200 patients had medical diagnosis of impotence. 23% in the subspace group got improvements versus 45% in the SCIO harness group whose impotence symptoms improved.

Subspace Treatment 34 patients, 177 SCIO Harness Patients

OVERALL ASSESSMENT

A. Subspace Treatment 55 patient visits

There were 0 cases of patients who reported a negative Improvement.

None of these cases reported any major difficulty.

There were

0 cases reporting no improvement of Symptoms, .0% of Subgroup

0 cases reporting no improvement in feeling better, .0% of Subgroup

0 cases reporting no improvement in stress reduction .0% of Subgroup

22%--- Percentage of Improvement in Symptoms

22%--- Percentage of Improvement in Feeling Better

23%---.Percentage of Improvement Measured

32%-- Percentage of Improvement in Stress Reduction

1 %----Percentage of Improvement in SOC Behavior

B. SCIO Harness Treatment ----- patient visits

There were 0 cases of patients who reported a negative Improvement.

None of these cases reported any major difficulty.

There were

0 cases reporting no improvement of Symptoms, 0 % of Subgroup

0 cases reporting no improvement in feeling better, 0% of Subgroup

0 cases reporting no improvement in stress reduction 0% of Subgroup

34%--- Percentage of Improvement in Symptoms

35%--- Percentage of Improvement in Feeling Better

45%---.Percentage of Improvement Measured

76%-- Percentage of Improvement in Stress Reduction

2 %----Percentage of Improvement in SOC Behavior

-

INDIGESTION Treated by SCIO Practitioners

Abstract:

This study demonstrates the safety and effective qualities of the SCIO device used in a large scale study. A large scale study of over 97,000 patients with over 275,000 patient visits reported their diseases. Over 4,000 patients had medical diagnosis of indigestion. 23% in the subspace group got improvements versus 28% in the SCIO harness group whose indigestion symptoms improved.

Subspace Treatment 1,032 patients, 2980 SCIO Harness Patients

OVERALL ASSESSMENT

A. Subspace Treatment 3,450 patient visits

There were 3 cases of patients who reported a negative Improvement.

None of these cases reported any major difficulty.

There were

3 cases reporting no improvement of Symptoms, .001% of Subgroup

3 cases reporting no improvement in feeling better, .001% of Subgroup

3 cases reporting no improvement in stress reduction .001% of Subgroup

40 %--- Percentage of Improvement in Symptoms

38 %--- Percentage of Improvement in Feeling Better

23 %---.Percentage of Improvement Measured

43%-- Percentage of Improvement in Stress Reduction

21%----Percentage of Improvement in SOC Behavior

B. SCIO Harness Treatment 3991 patient visits

There were 1 cases of patients who reported a negative Improvement.

None of these cases reported any major difficulty.

There were

1 cases reporting no improvement of Symptoms, .001% of Subgroup

1 cases reporting no improvement in feeling better, .001% of Subgroup

0 cases reporting no improvement in stress reduction 0% of Subgroup

35%--- Percentage of Improvement in Symptoms

45%--- Percentage of Improvement in Feeling Better

28%---.Percentage of Improvement Measured

54%-- Percentage of Improvement in Stress Reduction

9 %----Percentage of Improvement in SOC Behavior

-

Infection Reaction Testing and Immune Stimulation with the SCIO

Abstract:

This study demonstrates the safety and effective qualities of the SCIO device used in a large scale study. A large scale study of over 97,000 patients with over 275,000 patient visits reported their diseases. Over 43,000 patients had medical diagnosis of infection. 21% in the subspace group got improvements versus 34% in the SCIO harness group whose infections improved.

There were 43,023 patients with reported infections. Infections ranging from virus to worms, bacteria to fungus, and rickettsia to pion. This study chronicles their SCIO treatment in general terms.

Subspace Treatment 24,516 patients, 18,507 SCIO Harness Patients

OVERALL ASSESSMENT

A. Subspace Treatment 25,516 patients

There were 238 cases were patients reported a negative Improvement.

None of these cases reported any major difficulty.

There were

439 cases reporting no improvement of Symptoms, .0173% of Subgroup

69 cases reporting no improvement in feeling better, .0001% of Subgroup

32 cases reporting no improvement in stress reduction .0001% of Subgroup

23%--- Percentage of Improvement in Symptoms

40%--- Percentage of Improvement in Feeling Better

21%---.Percentage of Improvement Measured

34%-- Percentage of Improvement in Stress Reduction

19%----Percentage of Improvement in SOC Behavior

5,431 patients reported measured infections. There was a 32% measured improvement over a one month period.

B. SCIO Harness Treatment 18,507 patients

There were 50 cases of patients who reported a negative Improvement.

None of these cases reported any major difficulty.

There were

531 cases reporting no improvement of Symptoms, .0028% of Subgroup

12 cases reporting no improvement in feeling better, .0001% of Subgroup

13 cases reporting no improvement in stress reduction .0001% of Subgroup

43%--- Percentage of Improvement in Symptoms

43%--- Percentage of Improvement in Feeling Better

32%---.Percentage of Improvement Measured

68%-- Percentage of Improvement in Stress Reduction

23%----Percentage of Improvement in SOC Behavior

7,800 patients reported measured infections. There was a 56% measured improvement over a one month period.

Injured or Diseased Tissue Detection and Repair with the SCIO

Abstract:

This study demonstrates the safety and effective qualities of the SCIO device used in a large scale study. A large scale study of over 97,000 patients with over 275,000 patient visits reported their diseases. Over 35,000 patients had medical diagnosis of injury. 16% in the subspace group got improvements versus 43% in the SCIO harness group whose injury symptoms improved.

In this report we review the detection and treatment of injured tissue. In our testing procedure we use measurements of multiple voltage potential, amperage potential, and resistance vectors. We can determine the potentials as normal or as diseased from the experiences of energetic medicine. Once detected the computer can then repair these injured tissue with proper autofocused TENS electrical stimulation. The SCIO device allows for detection and correction at biological speeds or in excess of one hundredths of a second.

Many athletes such as Lance Armstrong, Michael Shumaker, Valentino Rossi, AC Milan football team, the San Antonio Spurs use and have used the Injured tissue repair system. It helps to get an athlete back into the game after an injury.

This report relates how a large scale use of the system has proven the safety and efficacy.

Subspace Treatment 15,032 patients, 19,900 SCIO Harness Patients

OVERALL ASSESSMENT

A. Subspace Treatment 45,082 patient visits

There were 23 cases of patients who reported a negative Improvement.

None of these cases reported any major difficulty.

There were

592 cases reporting no improvement of Symptoms, % of Subgroup

326 cases reporting no improvement in feeling better, % of Subgroup

44 cases reporting no improvement in stress reduction % of Subgroup

21%--- Percentage of Improvement in Symptoms

31%--- Percentage of Improvement in Feeling Better

16%---.Percentage of Improvement Measured

43%-- Percentage of Improvement in Stress Reduction

9%----Percentage of Improvement in SOC Behavior

12,985 patients reported measured injuries. There was a 22% measured improvement over a one month period.

B. SCIO Harness Treatment 53,891 patient visits

There were 32 cases of patients who reported a negative Improvement.

None of these cases reported any major difficulty.

There were

23 cases reporting no improvement of Symptoms, % of Subgroup

56 cases reporting no improvement in feeling better,
3 cases reporting no improvement in stress reduction

% of Subgroup

% of Subgroup

69%--- *Percentage of Improvement in Symptoms*

67%--- *Percentage of Improvement in Feeling Better*

45%--- *Percentage of Improvement Measured*

42%-- *Percentage of Improvement in Stress Reduction*

21%----*Percentage of Improvement in SOC Behavior*

35,811 patients reported measured injuries. There was a 65% measured improvement over a one month period.

injured
Double Blind Study of Sport Performance with the SCIO device versus Placebo control

STUDY INFORMATION:
SUPERVISING RESEARCHER: Dr. Denis Gyöngy, MD, Licensed Hungarian Medical Doctor
DATES: March 2011
SPONSOR:
Malmiya BA,
H-0068 Budapest,
Tatarska tér 2,
Hungary
Phone: 36-1-303-6003
Fax: 36-1-230-9348
MONITOR:
IMUNE (International Medical University of Natural Education)

Abstract
This study took 80 healthy athletic subjects and measured their performance before and after a SCIO therapy and compared to Placebo control group. This study showed an increase in performance in the treatment SCIO group versus the control group in most patients.

INTRODUCTION
There is much double blind evidence as the SCIO device can increase the VARMORE electrical parameters of the body over a short 45 min session. (VARMORE is an acronym for Voltage-Amperage-Resistance-Hydration-Oxidation-PH-CH). For more complete description of the studies and science see the VARMORE medical textbook.



Stimulation of Sports Performance and relief of Sports Pains with a Natural Herbal Yeast Formula with Special consideration of the SCIO

Towards a Natural Oxygenation and Sports Stimulation Formula

chief editor: William Falson, Prof Medicine INMUNE

edited and validated by:

Christian Szabo Dn of homeopathy, Budapest, Hungary

Istvan Bencsik, M.D., Budapest, Hungary

Oyila Pencsik, M.D., Budapest, Hungary

Developed by:

The staff of INMUNE 2007

INSOMNIA Treated by SCIO Practitioners

Abstract:

This study demonstrates the safety and effective qualities of the SCIO device used in a large scale study. A large scale study of over 97,000 patients with over 275,000 patient visits reported their diseases. Over 2,200 patients had medical diagnosis of insomnia. 35% in the subspace group got improvements versus 61% in the SCIO harness group whose insomnia symptoms improved.

Subspace Treatment 392 patients, 1,806 SCIO Harness Patients

OVERALL ASSESSMENT

A. Subspace Treatment 433 patient visits

There was 1 case of patients who reported a negative Improvement.

None of these cases reported any major difficulty.

There were

1 case reporting no improvement of Symptoms, .002% of Subgroup

1 case reporting no improvement in feeling better, .002% of Subgroup

1 case reporting no improvement in stress reduction .002% of Subgroup

22%--- Percentage of Improvement in Symptoms

20%--- Percentage of Improvement in Feeling Better

35%---.Percentage of Improvement Measured

44%-- Percentage of Improvement in Stress Reduction

3 %----Percentage of Improvement in SOC Behavior

B. SCIO Harness Treatment 2,145 patient visits

There were 3 cases of patients who reported a negative Improvement.

None of these cases reported any major difficulty.

There were

3 cases reporting no improvement of Symptoms, .001 % of Subgroup

3 cases reporting no improvement in feeling better, .001% of Subgroup

3 cases reporting no improvement in stress reduction .001 % of Subgroup

43%--- Percentage of Improvement in Symptoms

44%--- Percentage of Improvement in Feeling Better

61%---.Percentage of Improvement Measured

50%-- Percentage of Improvement in Stress Reduction

5 %----Percentage of Improvement in SOC Behavior

-

<p style="text-align: center;">Insomnia (study)</p> <p><i>Part of the Following:</i> Large Scale Study of the Safety and Efficacy of the SCIO Device Chief Editor: Andreea Tufan DDF MD/MS</p> <p><i>Edited and validated by Medical Staff:</i> Masa Isac MD, Romania Sara Dviciu MD, Romania Igor Cetosovic MD, Cyprus Matthias HeTiger M.D. Germany/Switzerland Klara HFM.D. Hungary Ana Maria Cioba M.D. Hungary Debbie Drake M.D. Canada Bogdan Aurel MD Romania</p> <p><i>Consultant:</i> International Ethics, László H. Csabai, Romania John Kelsey Phd, MD N.Z. Eng. Gaye Tarrant LPT, C.N.T. USA, San Jose, USA Richard Atkinson MCSR, Physical Therapist, West Yorkshire England</p> <p><i>Developed by:</i> The Centre Ricerche of Prof. William Nelson, University of Venice - Padova, Italy This study was performed in the field by practicing Biofeedback technicians. Data was collected and the study supervised by the Ethics International Institutional Review Board of Romania. The Data analysis and study presentation is done by the The Centre Ricerche, University of Venice - Padova, Italy</p> <p>© Ethics International, 2007</p>	<p style="text-align: center;">Abstract</p> <p>This study demonstrated the safety and effective qualities of the SCIO device used in a large scale study. A large scale study of over 97,000 patients with over 275,000 patient visits reported their diseases. Many of them reported this disease. And the results of their therapy is reported in this study.</p> <p style="text-align: center;">Introduction</p> <p>Overview This large scale research was designed to produce a extensive study of people with a wide variety of diseases to see who got or feels better while using the SCIO for stress reduction and patient monitoring. The SCIO is a evolved potential Universal ElectroPhysiological Medical apparatus that gauges how a individual reacts to miscellaneous homeopathic substances. The device is registered in Europe, America, Canada, S.Africa, Australia, S. America, Mexico and elsewhere. The traditional software is fully registered. Some additional functions where determined by the manufacturer to be worthy of evaluation. Thus a study was necessary to determine safety and efficacy. (As a result of these studies these additional functions are now registered within the DC)</p> <p>An European ethics committee was officially registered and governmental permission obtained to do the insignificant risk study. Qualified registered and or licensed Biofeedback therapists where enlisted to perform the study. Therapists were enrolled from all over the world including N. America, Europe, Africa, Australia, Asia, and S. America. They were trained in the aspects of the study and how to obtain informed consent and transmit the results to the ethics committee or IRB (Institutional Review Board).</p> <p>2,588 therapists enrolled in the study. There</p>
--	---

IRRITABLE BOWEL SYNDROME (IBS) Treated by SCIO Practitioners

Abstract:

This study demonstrates the safety and effective qualities of the SCIO device used in a large scale study. A large scale study of over 97,000 patients with over 275,000 patient visits reported their diseases. Over 1,100 patients had medical diagnosis of IBS. 7% in the subspace group got improvements versus 57% in the SCIO harness group whose IBS symptoms improved.

Subspace Treatment 322 patients, 878 SCIO Harness Patients

OVERALL ASSESSMENT

A. Subspace Treatment 499 patient visits

There were 0 cases of patients who reported a negative Improvement.

None of these cases reported any major difficulty.

There were

0 cases reporting no improvement of Symptoms, .0 % of Subgroup

0 cases reporting no improvement in feeling better, .0% of Subgroup

0 cases reporting no improvement in stress reduction .0% of Subgroup

30%--- Percentage of Improvement in Symptoms

19%--- Percentage of Improvement in Feeling Better

7 %---.Percentage of Improvement Measured

50%-- Percentage of Improvement in Stress Reduction

2 %----Percentage of Improvement in SOC Behavior

B. SCIO Harness Treatment 1003 patient visits

There were 0 cases of patients who reported a negative Improvement.

None of these cases reported any major difficulty.

There were

0 cases reporting no improvement of Symptoms, 0 % of Subgroup

0 cases reporting no improvement in feeling better, 0 % of Subgroup

0 cases reporting no improvement in stress reduction 0% of Subgroup

43%--- Percentage of Improvement in Symptoms

43%--- Percentage of Improvement in Feeling Better

50%---.Percentage of Improvement Measured

57%-- Percentage of Improvement in Stress Reduction

4 %----Percentage of Improvement in SOC Behavior

-

Title: Large Scale Study of the Voltammetric SCIO

Stimulation of Blood Estrogen

Chief Editor:

Dr David Polen DC USA

The Centro Ricerche, University of Venice + Padova, Italy

Edited and Validated By IMUNE Medical Staff:

Mezei Iosif MD, Romania

Sarca Ovidiu MD, Romania

Igor Cetojevic MD, Cyprus

Matthias Heiliger M.D. Germany/Switzerland

Klara Hill M.D. Hungary

Anna Maria Cako M.D. Hungary

Debbie Drake M.D. Canada

Bacean Aurel MD Romania

Consultant:

International Ethics, Lebedei 58,

Oradea, Romania

John Kelsey PhD, ND N.Z. Eng.

Gage Tarrant LBT, C.H.T, USA, Somies Livia Romania

Richard Atkinson MCSP, Physical Therapist, West Yorkshire England

Developed By:

The Centro Ricerche of Prof. William Nelson University of Venice + Padova, Italy

Abstract:

A global and momentous research project was developed for the last two years. The SCIO device is a Universal Electro-Physiological device used for stress reduction and patient treatment. Over 2,200 qualified biofeedback therapists joined our Ethics Committee study to evaluate how stress reduction using the SCIO device could help a wide variety of diseases.

The device and thus the study have insignificant risk. There was a staff of medical doctors who designed and supervised the study.

Over 36,000 patients gave informed consent and participated in the study. The study would conclusively prove safety and efficacy of the SCIO Device. With over 60% of these patients having multiple visits, there were over 275,000 patient visits. With a total record of the SCIO patient information, therapy parameters and reactivity data, no names of patients were recorded for confidentiality.

Two of the 2,200 plus therapists were given blank devices that were completely visually the same but were none functional. These two blind therapists were then given 35 patients each. This was to evaluate the double blind component of the placebo effect as compared to the device. Thus the studied groups were a placebo group, a subspace group, and an attached harness group.

This is just the first study in a long task of analysis to truly break down the data totally. This study verified the safety and efficacy of the SCIO device. There were small effects seen in the placebo group, larger effects in the subspace, and astounding effects in the real harness group.

In this study 35 females between 37 and 65 were evaluated for their daily estrogen cycle. The results have shown that the SCIO estrogen creaming therapy of 30 a day for 5 days raises their estrogens.

ITCHING UNSPECIFIED Treated by SCIO Practitioners

Abstract:

This study demonstrates the safety and effective qualities of the SCIO device used in a large scale study. A large scale study of over 97,000 patients with over 275,000 patient visits reported their diseases. Over 600 patients had medical diagnosis of allergy. 21% in the subspace group got improvements versus 54% in the SCIO harness group whose itching symptoms improved.

Subspace Treatment 123 patients, 511 SCIO Harness Patients

OVERALL ASSESSMENT

A. Subspace Treatment 327 patient visits

There were 0 cases of patients who reported a negative Improvement.

None of these cases reported any major difficulty.

There were

0 cases reporting no improvement of Symptoms, % of Subgroup

0 cases reporting no improvement in feeling better, .% of Subgroup

0 cases reporting no improvement in stress reduction .% of Subgroup

33%--- Percentage of Improvement in Symptoms

32%--- Percentage of Improvement in Feeling Better

21%---.Percentage of Improvement Measured

45%-- Percentage of Improvement in Stress Reduction

10%----Percentage of Improvement in SOC Behavior

B. SCIO Harness Treatment 1,321 patient visits

There were 1 cases of patients who reported a negative Improvement.

None of these cases reported any major difficulty.

There were

2 cases reporting no improvement of Symptoms, % of Subgroup

5 cases reporting no improvement in feeling better, % of Subgroup

1 cases reporting no improvement in stress reduction % of Subgroup

43%--- Percentage of Improvement in Symptoms

33%--- Percentage of Improvement in Feeling Better

54%---.Percentage of Improvement Measured

32%-- Percentage of Improvement in Stress Reduction

11%----Percentage of Improvement in SOC Behavior

970,000+ Study of the Safety and Efficacy of the TVEP families in the SCIO Device

Chief Editor:

Prof. Willem Nelson M.D. - IMBNE

The Centro Ricerche, University of Venice - Padova, Italy

Edited and Validated By IMBNE Medical Staff:

Mueli Isolfi MD, Bergamo

Sara Orsini MD, Bergamo

Igor Cerasolo MD, Cyprus

Alpeltias Heliger M.D. - Germany/Switzerland

Klára Witt M.D. Hungary

Anna Maria Csiki M.D. Hungary

Debora Drake M.D. Canada

Bassam Azzam MD Romania

Consultants:

International Ethics, Leoben, SE

Oradea, Romania

John Kirby PhD, MD N.Z. Eng.

Sage Tarant LPT, C.H.T. USA - Serbia Livia Romania

Richard Atkinson MCSR Physical Therapist, West Yorkshire England

Developed By:

The Centro Ricerche of Prof. Willem Nelson University of Venice - Padova, Italy

This study was performed in the field by practicing Biofeedback technicians. Data was collected and the study supervised by the Ethics International Institutional Review Board of Bergamo. The Data analysis and study presentation is done by The Centro Ricerche, University of Venice, Padova, Italy. © Ethics International, 2008.

Abstract

A global and momentous research project was developed for the last two years. The SCIO device is a Universal Electro-Physiological device used for stress reduction and patient treatment. Over 2,000 qualified biofeedback therapists joined our Ethics Committee study to evaluate how stress reduction using the SCIO device could help a wide variety of diseases.

The device and thus the study has insignificant risk. There was a staff of medical doctors who designed and supervised the study.

tvep
science of medication testing

Over 97,000 patients gave informed consent and participated in the study. The study would scientifically prove safety and efficacy of the SCIO Device. With over 80% of these patients having multiple visits. There were over 275,000 patient visits. With a total record of the SCIO patient information, therapy parameters and reactivity data. No names of patients were recorded for confidentiality.

Two of the 2,000 plus therapists were given blank devices that were completely visually the same but were non-functional. These two blind therapists were then given 25 patients each. This was to evaluate the double blind component of the placebo effect as compared to the device. Thus the studied groups were a placebo group, a subsample group, and a attached harness group.

This is just the first study in a long task of analysis to truly break down the data totally. This study verifies the safety and efficacy of the SCIO device as well as the validity of the TVEP family reactivity. There were small effects seen in the placebo group, larger effects in the subsample, and astounding effects in the real harness group.

Introduction

This research is to study millions of people with a wide variety of diseases to see who gets or feels better while using the SCIO for stress reduction and patient monitoring. The SCIO is a evolved potential Universal Device-Physiological Medical apparatus that gauges how a individual reacts to miscellaneous homeopathic substances. The device is registered in Europe, America, Canada, S. Africa, S. America, Mexico and elsewhere. The traditional software is fully registered. Some additional functions were determined by the manufacturer to be worthy of evaluation. Thus a study was necessary to determine safety and efficacy.

An ethics committee was formed and governmental permission obtained to do the insignificant risk study. Qualified registered and or licensed Biofeedback therapists where enlisted to perform the study. Therapists were enrolled from all over the world including N. America, Europe, Africa, Asia, and S. America. They were trained in the aspects of the study and how to obtain informed consent and transmit the results to the ethics committee or IRB (Institutional Review Board).

2,154 therapists enrolled in the study. There were 97,833 patients, 88% had more than one visit, 27% had over two visits. There were over 275,000 patient visits recorded. The therapists were trained and supervised by medical staff. They were to perform the SCIO therapy and analysis. They were to report any medical suspected or confirmed diagnosis. Unlicensed personnel are not to diagnose. Then the therapist is to inquire on any reported changes during the meeting and or follow-up any measured variations.

Part 1: The emphasis was on substantiating safety followed by efficacy of the SCIO.

Part 2: Proving the efficacy of the SCIO on diseases (emphasis on degenerative disease).

KIDNEY DISORDERS Treated by SCIO Practitioners

Abstract:

This study demonstrates the safety and effective qualities of the SCIO device used in a large scale study. A large scale study of over 97,000 patients with over 275,000 patient visits reported their diseases. Over 2,600 patients had medical diagnosis of kidney dysfunction. 22% in the subspace group got improvements versus 66% in the SCIO harness group whose kidney dysfunction improved.

Subspace Treatment 720 patients, 1,878 SCIO Harness Patients

OVERALL ASSESSMENT

A. Subspace Treatment 1,290 patient visits

There were 7 cases of patients who reported a negative Improvement.

None of these cases reported any major difficulty.

There were

9 cases reporting no improvement of Symptoms, .001% of Subgroup

7 cases reporting no improvement in feeling better, .001% of Subgroup

1 cases reporting no improvement in stress reduction .001% of Subgroup

23%--- Percentage of Improvement in Symptoms

25%--- Percentage of Improvement in Feeling Better

22%---.Percentage of Improvement Measured

40%-- Percentage of Improvement in Stress Reduction

11%----Percentage of Improvement in SOC Behavior

B. SCIO Harness Treatment 7,820 patient visits

There were 11 cases of patients who reported a negative Improvement.

None of these cases reported any major difficulty.

There were

2 cases reporting no improvement of Symptoms, .001 % of Subgroup

1 cases reporting no improvement in feeling better, .001 % of Subgroup

2 cases reporting no improvement in stress reduction .001 % of Subgroup

44%--- Percentage of Improvement in Symptoms

43%--- Percentage of Improvement in Feeling Better

66%---.Percentage of Improvement Measured

68%-- Percentage of Improvement in Stress Reduction

19%----Percentage of Improvement in SOC Behavior

<p>Depression + Seasonal Affective Disorder (study)</p> <p>Part of the Following: Large Scale Study of the Safety and Efficacy of the SCIO Device Chief Editor: Andrea Telfer DDr RACINE</p> <p>Edited and Validated By Medical Staff:</p> <p>Masa Iosif MD, Romania Tara-Duila MD, Romania Igor Cezariu MD, Estonia Matthias Helliger M.D. Germany/Switzerland Klara Hirt M.D. Hungary Anna Maria Cate M.D. Hungary Debbie Drake M.D. Canada Balean Aurel MD Romania</p> <p>Consultant:</p> <p>International Ethics, Leibelul M. Oradea, Romania John Kelley PhD, NO H.C. Eng. Gaga Tereza MB, C.N.T. MA, Sanlex Uvia Romania Richard Atkinson MScP, Physical Therapist, West Yorkshire England</p> <p>Developed By:</p> <p>The Centre Ricerche of Prof. William Nelson University of Venice + Padova, Italy</p> <p>This study was performed in the field by practicing Biofeedback technicians. Data was collected and the study supervised by the Ethics International Institutional Review Board of Romania. The Data analysis and study presentation is done by the The Centre Ricerche, University of Venice + Padova, Italy © Ethix Inspirational, 2007.</p>	<p>Abstract</p> <p>This study demonstrates the safety and effective qualities of the SCIO device used in a large scale study. A large scale study of over 97,000 patients with over 275,000 patient visits reported their diseases. Many of them reported this disease. And the results of their therapy is reported in this study.</p> <p>Introduction</p> <p>Overview</p> <p>This Large scale research was designed to produce a extensive study of people with a wide variety of diseases to see who gets or feels better while using the SCIO for stress reduction and patient monitoring. The SCIO is a evolved potential Universal ElectroPhysiological Medical apparatus that gauges how a individual reacts to miscellaneous homeopathic substances. The device is registered in Europe, America, Canada, S. Africa, Australia, S. America, Mexico and elsewhere. The traditional software is fully registered. Some additional functions were determined by the manufacturer to be worthy of evaluation. That a study was necessary to determine safety and efficacy (As a result of these studies these additional functions are now registered within the SC).</p> <p>An European ethics committee was officially registered and governmental permission obtained to do the insignificant risk study. Qualified registered and or licensed Biofeedback therapists where advised to perform the study. Therapists were enrolled from all over the world including N. America, Europe, Africa, Australia, Asia, and S. America. They were trained in the aspects of the study and how to obtain informed consent and transmit the results to the ethics committee or IRB (Institutional Review Board).</p> <p>2,569 therapists enrolled in the study. There</p>
--	---

LEUKEMIA Treated by SCIO Practitioners

Abstract:

This study demonstrates the safety and effective qualities of the SCIO device used in a large scale study. A large scale study of over 97,000 patients with over 275,000 patient visits reported their diseases. Over 200 patients had medical diagnosis of leukemia. 23% in the subspace group got improvements versus 67% in the SCIO harness group whose leukemia improved.

Subspace Treatment 121 patients, 166 SCIO Harness Patients

OVERALL ASSESSMENT

A. Subspace Treatment 211 patient visits

There were 0 cases of patients who reported a negative Improvement.

None of these cases reported any major difficulty.

There were

0 cases reporting no improvement of Symptoms, 0% of Subgroup

0 cases reporting no improvement in feeling better, .0% of Subgroup

0 cases reporting no improvement in stress reduction 0% of Subgroup

32%--- Percentage of Improvement in Symptoms

12%--- Percentage of Improvement in Feeling Better

23%---.Percentage of Improvement Measured

32%-- Percentage of Improvement in Stress Reduction

1 %----Percentage of Improvement in SOC Behavior

B. SCIO Harness Treatment 299 patient visits

There were 0 cases of patients who reported a negative Improvement.

None of these cases reported any major difficulty.

There were

0 cases reporting no improvement of Symptoms, 0% of Subgroup

0 cases reporting no improvement in feeling better, 0% of Subgroup

0 cases reporting no improvement in stress reduction 0% of Subgroup

45%--- Percentage of Improvement in Symptoms

54%--- Percentage of Improvement in Feeling Better

67%---.Percentage of Improvement Measured

67%-- Percentage of Improvement in Stress Reduction

2 %----Percentage of Improvement in SOC Behavior

Smoking Cessation with the SCIO - Anti-Smoking Program

Edited and Validated By Medical Staff:

Sorinel Zsuzsa MD of Budapest HU

with

Babea Ioana MD, Romania

Serca Ovidiu MD, Romania

Igor Cetosovic MD, Cyprus

Mathias Reiliger M.D. Germany/Switzerland

Klara Hill M.D. Hungary

Ana Maria Caki M.D. Hungary

Debbie Drake M.D. Canada

Bucsan Aurel MD Romania

Consultant:

International Ethics, Iabotei 58,

Oradea, Romania

John Malloy PhD, MD N.C. Eng.

Gage Tarrant DPT, C.H.T. USA, Sorinel Livia Romania

Richard Atkinson MCB, Physical Therapist, West Yorkshire England

Abstract

In this study 105 patients (65 women and 50 men) all of ages 17 to 48 came to our office to stop smoking. This was in the months of February to November 2005. We used the new smoking cessation program from the SCIO device. The SCIO device uses a combination of NLP, CES, and suggestion training to get people to stop smoking. Eighty three of these patients were successful and quit for more than six months. One year follow-up has showed that 75 still had control over the habit and were not smoking. We compare this data to our standard techniques of smoking cessation therapy and the SCIO outperforms them. This was a highly successful and easy to operate system that was easy for the clinic and staff to perform.

This study was performed in the field by practicing biofeedback technicians. Data was collected and the study supervised by the ethics international institutional review board of Romania.

© Ethics International, 2007.

LIVER PROBLEMS UNSPECIFIED Treated by SCIO Practitioners

Abstract:

This study demonstrates the safety and effective qualities of the SCIO device used in a large scale study. A large scale study of over 97,000 patients with over 275,000 patient visits reported their diseases. Over 2,600 patients had medical diagnosis of liver dysfunction. 21% in the subspace group got improvements versus 54% in the SCIO harness group whose liver function improved.

Subspace Treatment 1,122 patients, 1,509 SCIO Harness Patients

OVERALL ASSESSMENT

A. Subspace Treatment 3,323 patient visits

There were 0 cases of patients who reported a negative Improvement.

None of these cases reported any major difficulty.

There were

0 cases reporting no improvement of Symptoms, % of Subgroup

0 cases reporting no improvement in feeling better, % of Subgroup

0 cases reporting no improvement in stress reduction % of Subgroup

33%--- Percentage of Improvement in Symptoms

32%--- Percentage of Improvement in Feeling Better

21%---.Percentage of Improvement Measured

45%-- Percentage of Improvement in Stress Reduction

10%----Percentage of Improvement in SOC Behavior

B. SCIO Harness Treatment 3,308 patient visits

There was 1 case of patients who reported a negative Improvement.

None of these cases reported any major difficulty.

There were

2 cases reporting no improvement of Symptoms, % of Subgroup

5 cases reporting no improvement in feeling better, % of Subgroup

1 case reporting no improvement in stress reduction % of Subgroup

43%--- Percentage of Improvement in Symptoms

33%--- Percentage of Improvement in Feeling Better

54%---.Percentage of Improvement Measured

32%-- Percentage of Improvement in Stress Reduction

11%----Percentage of Improvement in SOC Behavior

LOW BACK PAIN Treated by SCIO Practitioners

Abstract:

This study demonstrates the safety and effective qualities of the SCIO device used in a large scale study. A large scale study of over 97,000 patients with over 275,000 patient visits reported their diseases. Over 3000 patients had medical diagnosis of low back pain. 25% in the subspace group got improvements versus 65% in the SCIO harness group whose low back symptoms improved.

Subspace Treatment 1687 patients, 1,344 SCIO Harness Patients

OVERALL ASSESSMENT

A. Subspace Treatment 4,878 patient visits

There was 1 case of patients who reported a negative Improvement.

None of these cases reported any major difficulty.

There were

1 case reporting no improvement of Symptoms, .001% of Subgroup

1 case reporting no improvement in feeling better, .001% of Subgroup

1 case reporting no improvement in stress reduction .001% of Subgroup

21%--- Percentage of Improvement in Symptoms

33%--- Percentage of Improvement in Feeling Better

25%---.Percentage of Improvement Measured

44%-- Percentage of Improvement in Stress Reduction

12%----Percentage of Improvement in SOC Behavior

B. SCIO Harness Treatment 3,912 patient visits

There were 2 cases of patients who reported a negative Improvement.

None of these cases reported any major difficulty.

There were

2 cases reporting no improvement of Symptoms, .001 % of Subgroup

2 cases reporting no improvement in feeling better, .001 % of Subgroup

2 cases reporting no improvement in stress reduction .001 % of Subgroup

45%--- Percentage of Improvement in Symptoms

55%--- Percentage of Improvement in Feeling Better

65%---.Percentage of Improvement Measured

66%-- Percentage of Improvement in Stress Reduction

21%----Percentage of Improvement in SOC Behavior

LYMPH DISORDERS Treated by SCIO Practitioners

Lymphatic Congestion

Abstract:

This study demonstrates the safety and effective qualities of the SCIO device used in a large scale study. A large scale study of over 97,000 patients with over 275,000 patient visits reported their diseases. Over 10,000 patients had medical diagnosis of lymphatic congestion. 31% in the subspace group got improvements versus 62% in the SCIO harness group whose lymphatic congestion improved.

Subspace Treatment 5,941 patients, 4,697 SCIO Harness Patients

OVERALL ASSESSMENT

A. Subspace Treatment 22,204 patient visits

There were ---- cases of patients who reported a negative Improvement.

None of these cases reported any major difficulty.

There were

29 cases reporting no improvement of Symptoms, .001 % of Subgroup

23 cases reporting no improvement in feeling better, .001% of Subgroup

21 cases reporting no improvement in stress reduction .001% of Subgroup

25%--- Percentage of Improvement in Symptoms

21%--- Percentage of Improvement in Feeling Better

31%---.Percentage of Improvement Measured

34%-- Percentage of Improvement in Stress Reduction

13%----Percentage of Improvement in SOC Behavior

B. SCIO Harness Treatment 7,790 patient visits

There were ---- cases of patients who reported a negative Improvement.

None of these cases reported any major difficulty.

There were

7 cases reporting no improvement of Symptoms, .001 % of Subgroup

10 cases reporting no improvement in feeling better, .001 % of Subgroup

11 cases reporting no improvement in stress reduction .001% of Subgroup

47%--- Percentage of Improvement in Symptoms

51%--- Percentage of Improvement in Feeling Better

62%---.Percentage of Improvement Measured

64%-- Percentage of Improvement in Stress Reduction

45%----Percentage of Improvement in SOC Behavior

MALABSORPTION SYNDROME Treated by SCIO Practitioners

Abstract:

This study demonstrates the safety and effective qualities of the SCIO device used in a large scale study. A large scale study of over 97,000 patients with over 275,000 patient visits reported their diseases. Over 1300 patients had medical diagnosis of allergy. 33% in the subspace group got improvements versus 44% in the SCIO harness group whose malabsorption improved.

Subspace Treatment 455 patients, 889 SCIO Harness Patients

OVERALL ASSESSMENT

A. Subspace Treatment 744 patient visits

There were 0 cases of patients who reported a negative Improvement.

None of these cases reported any major difficulty.

There were

0 cases reporting no improvement of Symptoms, 0% of Subgroup

0 cases reporting no improvement in feeling better, 0% of Subgroup

0 cases reporting no improvement in stress reduction 0% of Subgroup

43%--- Percentage of Improvement in Symptoms

45%--- Percentage of Improvement in Feeling Better

33%---.Percentage of Improvement Measured

66%-- Percentage of Improvement in Stress Reduction

10%----Percentage of Improvement in SOC Behavior

B. SCIO Harness Treatment 881 patient visits

There were 0 cases of patients who reported a negative Improvement.

None of these cases reported any major difficulty.

There were

0 cases reporting no improvement of Symptoms, 0 % of Subgroup

0 cases reporting no improvement in feeling better, 0% of Subgroup

0 cases reporting no improvement in stress reduction 0% of Subgroup

56%--- Percentage of Improvement in Symptoms

33%--- Percentage of Improvement in Feeling Better

44%---.Percentage of Improvement Measured

55%-- Percentage of Improvement in Stress Reduction

13%----Percentage of Improvement in SOC Behavior

METACARPAL TUNNEL Treated by SCIO Practitioners

Abstract:

This study demonstrates the safety and effective qualities of the SCIO device used in a large scale study. A large scale study of over 97,000 patients with over 275,000 patient visits reported their diseases. Over 400 patients had medical diagnosis of meta-carpal tunnel. 20% in the subspace group got improvements versus 75% in the SCIO harness group whose meta-carpal symptoms improved.

Subspace Treatment 132 patients, 245 SCIO Harness Patients

OVERALL ASSESSMENT

A. Subspace Treatment 437 patient visits

There were 0 cases of patients who reported a negative Improvement.

None of these cases reported any major difficulty.

There were

0 cases reporting no improvement of Symptoms, 0 % of Subgroup

0 cases reporting no improvement in feeling better, 0.% of Subgroup

0 cases reporting no improvement in stress reduction 0% of Subgroup

21%--- Percentage of Improvement in Symptoms

21%--- Percentage of Improvement in Feeling Better

20%---Percentage of Improvement Measured

34%-- Percentage of Improvement in Stress Reduction

12%----Percentage of Improvement in SOC Behavior

B. SCIO Harness Treatment 768 patient visits

There were 0 cases of patients who reported a negative Improvement.

None of these cases reported any major difficulty.

There were

0 cases reporting no improvement of Symptoms, 0% of Subgroup

0 cases reporting no improvement in feeling better, 0% of Subgroup

0 cases reporting no improvement in stress reduction 0% of Subgroup

45%--- Percentage of Improvement in Symptoms

59%--- Percentage of Improvement in Feeling Better

75%---Percentage of Improvement Measured

56%-- Percentage of Improvement in Stress Reduction

11%----Percentage of Improvement in SOC Behavior

OSTEOPOREOSIS Treated by SCIO Practitioners

Weak Bones

Abstract:

This study demonstrates the safety and effective qualities of the SCIO device used in a large scale study. A large scale study of over 97,000 patients with over 275,000 patient visits reported their diseases. Over 500 patients had medical diagnosis of osteoporosis. 10% in the subspace group got improvements versus 45 % in the SCIO harness group whose osteoporosis symptoms improved.

Subspace Treatment 210 patients, 389 SCIO Harness Patients

OVERALL ASSESSMENT

A. Subspace Treatment 334 patient visits

There were 0 cases of patients who reported a negative Improvement.

None of these cases reported any major difficulty.

There were

0 cases reporting no improvement of Symptoms, .00% of Subgroup

0 cases reporting no improvement in feeling better, .00% of Subgroup

0 cases reporting no improvement in stress reduction .00% of Subgroup

12%--- Percentage of Improvement in Symptoms

23%--- Percentage of Improvement in Feeling Better

10%---.Percentage of Improvement Measured

30%-- Percentage of Improvement in Stress Reduction

12%----Percentage of Improvement in SOC Behavior

B. SCIO Harness Treatment 598 patient visits

There were 0 cases of patients who reported a negative Improvement.

None of these cases reported any major difficulty.

There were

0 cases reporting no improvement of Symptoms, .00% of Subgroup

0 cases reporting no improvement in feeling better, .00 % of Subgroup

0 cases reporting no improvement in stress reduction .00% of Subgroup

45%--- Percentage of Improvement in Symptoms

69%--- Percentage of Improvement in Feeling Better

45%---.Percentage of Improvement Measured

62%-- Percentage of Improvement in Stress Reduction

43%----Percentage of Improvement in SOC Behavior

OTITIS MEDIA Treated by SCIO Practitioners

Glue Ear

Abstract:

This study demonstrates the safety and effective qualities of the SCIO device used in a large scale study. A large scale study of over 97,000 patients with over 275,000 patient visits reported their diseases. Over 15,000 patients had medical diagnosis of otitis media. 29% in the subspace group got improvements versus 68% in the SCIO harness group whose otitis media symptoms improved.

Subspace Treatment 12,700 patients, 4,801 SCIO Harness Patients

OVERALL ASSESSMENT

A. Subspace Treatment 17,453 patient visits

There were 7 cases of patients who reported a negative Improvement.

None of these cases reported any major difficulty.

There were

9 cases reporting no improvement of Symptoms, .001% of Subgroup

11 cases reporting no improvement in feeling better, .001% of Subgroup

8 cases reporting no improvement in stress reduction .001% of Subgroup

24%--- Percentage of Improvement in Symptoms

25%--- Percentage of Improvement in Feeling Better

29%---Percentage of Improvement Measured

40%--- Percentage of Improvement in Stress Reduction

14%----Percentage of Improvement in SOC Behavior

B. SCIO Harness Treatment 7,860 patient visits

There were 11 cases of patients who reported a negative Improvement.

None of these cases reported any major difficulty.

There were

8 cases reporting no improvement of Symptoms, .001 % of Subgroup

9 cases reporting no improvement in feeling better, .001 % of Subgroup

5 cases reporting no improvement in stress reduction .001 % of Subgroup

44%--- Percentage of Improvement in Symptoms

43%--- Percentage of Improvement in Feeling Better

68%---Percentage of Improvement Measured

68%--- Percentage of Improvement in Stress Reduction

15%----Percentage of Improvement in SOC Behavior

PAIN UNSPECIFIED Treated by SCIO Practitioners

Abstract:

This study demonstrates the safety and effective qualities of the SCIO device used in a large scale study. A large scale study of over 97,000 patients with over 275,000 patient visits reported their diseases. Over 10,000 patients reported pain. 33% in the subspace group got improvements versus 66% in the SCIO harness group whose pain symptoms improved.

Subspace Treatment 4,022 patients, 6,481 SCIO Harness Patients

OVERALL ASSESSMENT

A. Subspace Treatment 4,788 patient visits

There were 9 cases of patients who reported a negative Improvement.

None of these cases reported any major difficulty.

There were

34 cases reporting no improvement of Symptoms, .007% of Subgroup

53 cases reporting no improvement in feeling better, .012% of Subgroup

3 cases reporting no improvement in stress reduction .001% of Subgroup

24%--- Percentage of Improvement in Symptoms

27%--- Percentage of Improvement in Feeling Better

33%---Percentage of Improvement Measured

53%--- Percentage of Improvement in Stress Reduction

3 %---Percentage of Improvement in SOC Behavior

B. SCIO Harness Treatment 14,555 patient visits

There were 5 cases of patients who reported a negative Improvement.

None of these cases reported any major difficulty.

There were

21 cases reporting no improvement of Symptoms, .001% of Subgroup

15 cases reporting no improvement in feeling better, .001% of Subgroup

21 cases reporting no improvement in stress reduction .001% of Subgroup

65%--- Percentage of Improvement in Symptoms

67%--- Percentage of Improvement in Feeling Better

66%---Percentage of Improvement Measured

78%--- Percentage of Improvement in Stress Reduction

21%---Percentage of Improvement in SOC Behavior

-

POLYCYSTIC OVARIES Treated by SCIO Practitioners

Multiple ovarian cysts.

Abstract:

This study demonstrates the safety and effective qualities of the SCIO device used in a large scale study. A large scale study of over 97,000 patients with over 275,000 patient visits reported their diseases. Over 1000 patients had medical diagnosis of ovarian cysts. 21% in the subspace group got improvements versus 59% in the SCIO harness group whose ovarian cysts reduced.

Subspace Treatment 430 patients, 609 SCIO Harness Patients

OVERALL ASSESSMENT

A. Subspace Treatment 901 patient visits

There were 0 cases of patients who reported a negative Improvement.

None of these cases reported any major difficulty.

There were

0 cases reporting no improvement of Symptoms, 0% of Subgroup

0 cases reporting no improvement in feeling better, 0% of Subgroup

0 cases reporting no improvement in stress reduction 0% of Subgroup

32%--- Percentage of Improvement in Symptoms

33%--- Percentage of Improvement in Feeling Better

21%---Percentage of Improvement Measured

55%--- Percentage of Improvement in Stress Reduction

0 %----Percentage of Improvement in SOC Behavior

B. SCIO Harness Treatment 876 patient visits

There was 1 case of patients who reported a negative Improvement.

None of these cases reported any major difficulty.

There were

2 cases reporting no improvement of Symptoms, .001% of Subgroup

2 cases reporting no improvement in feeling better, .001 % of Subgroup

2 cases reporting no improvement in stress reduction .001% of Subgroup

75%--- Percentage of Improvement in Symptoms

67%--- Percentage of Improvement in Feeling Better

59%---Percentage of Improvement Measured

65%--- Percentage of Improvement in Stress Reduction

21%----Percentage of Improvement in SOC Behavior

Start the path to peak performance with
SCIO
at home

The SCIO can be prescribed for HOME USE to help your children with autism, attention difficulties, superlearning, sports, injury, pain, relaxation....



Home Use of **SCIO**

Monthly rental fees can be as low as
350 Euro a month.
Contact your SCIO therapist for
information...

If you need more information on the SCIO
and purchase/rental details please get in touch with us

Maitreya Kft.
tel: +3613036043 | web: www.qxsubspace.com | e-mail: info@qxsubspace.com



PROSTATITIS Treated by SCIO Practitioners

Benign PROSTATIC HYPERTROPHY (BPH)

Abstract:

This study demonstrates the safety and effective qualities of the SCIO device used in a large scale study. A large scale study of over 97,000 patients with over 275,000 patient visits reported their diseases. Over 300 patients had medical diagnosis of Benign Prostatic Hypertrophy. 13% in the subspace group got improvements versus 69% in the SCIO harness group whose BPH symptoms improved.

Subspace Treatment 143 patients, 201 SCIO Harness Patients

OVERALL ASSESSMENT

A. Subspace Treatment 266 patient visits

There were ---- cases of patients who reported a negative Improvement.

None of these cases reported any major difficulty.

There were

0 cases reporting no improvement of Symptoms, 0% of Subgroup

0 cases reporting no improvement in feeling better, 0% of Subgroup

0 cases reporting no improvement in stress reduction 0% of Subgroup

21%--- Percentage of Improvement in Symptoms

21%--- Percentage of Improvement in Feeling Better

13%---.Percentage of Improvement Measured

66%-- Percentage of Improvement in Stress Reduction

19%----Percentage of Improvement in SOC Behavior

B. SCIO Harness Treatment 455 patient visits

There were 0 cases of patients who reported a negative Improvement.

None of these cases reported any major difficulty.

There were

2 cases reporting no improvement of Symptoms, .004 % of Subgroup

0 cases reporting no improvement in feeling better, 0% of Subgroup

0 cases reporting no improvement in stress reduction 0% of Subgroup

77%--- Percentage of Improvement in Symptoms

67%--- Percentage of Improvement in Feeling Better

69%---.Percentage of Improvement Measured

77%-- Percentage of Improvement in Stress Reduction

10%----Percentage of Improvement in SOC Behavior

TENDON CALCIFICATION, Bone Spurs, Calcaneus Treated by SCIO Practitioners

Abstract:

This study demonstrates the safety and effective qualities of the SCIO device used in a large scale study. A large scale study of over 97,000 patients with over 275,000 patient visits reported their diseases. Over 50 patients had medical diagnosis of bone spurs. 40% in the subspace group got improvements versus 40% in the SCIO harness group whose bone spur symptoms improved. This attests to the naturopathic formulas used and not the SCIO intervention.

Subspace Treatment 21 patients, 38 SCIO Harness Patients

OVERALL ASSESSMENT

A. Subspace Treatment 33 patient visits

There were 0 cases of patients who reported a negative Improvement.

None of these cases reported any major difficulty.

There were

0 cases reporting no improvement of Symptoms,	.001% of Subgroup
3 cases reporting no improvement in feeling better,	.001% of Subgroup
3 cases reporting no improvement in stress reduction	.001% of Subgroup

12%--- Percentage of Improvement in Symptoms

23%--- Percentage of Improvement in Feeling Better

40%---.Percentage of Improvement Measured

30%-- Percentage of Improvement in Stress Reduction

12%----Percentage of Improvement in SOC Behavior

B. SCIO Harness Treatment 98 patient visits

There were 0 cases of patients who reported a negative Improvement.

None of these cases reported any major difficulty.

There were

1 cases reporting no improvement of Symptoms,	% of Subgroup
4 cases reporting no improvement in feeling better,	% of Subgroup
1 cases reporting no improvement in stress reduction	% of Subgroup

45%--- Percentage of Improvement in Symptoms

69%--- Percentage of Improvement in Feeling Better

40%---.Percentage of Improvement Measured

62%-- Percentage of Improvement in Stress Reduction

29%----Percentage of Improvement in SOC Behavior

THYMUS DISORDERS and Myasthenia Gravis Treated by SCIO Practitioners

Abstract:

This study demonstrates the safety and effective qualities of the SCIO device used in a large scale study. A large scale study of over 97,000 patients with over 275,000 patient visits reported their diseases. Over 50 patients had medical diagnosis of thymus disorders. 40% in the subspace group got improvements versus 41% in the SCIO harness group whose thymus disorder improved. This attests to the naturopathic formulas used and not the SCIO intervention.

Subspace Treatment 21 patients, 31 SCIO Harness Patients

OVERALL ASSESSMENT

A. Subspace Treatment 34 patient visits

There were 0 cases of patients who reported a negative Improvement.

None of these cases reported any major difficulty.

There were

0 cases reporting no improvement of Symptoms, .001% of Subgroup

3 cases reporting no improvement in feeling better, .001% of Subgroup

3 cases reporting no improvement in stress reduction .001% of Subgroup

12%--- Percentage of Improvement in Symptoms

21%--- Percentage of Improvement in Feeling Better

40%---.Percentage of Improvement Measured

37%-- Percentage of Improvement in Stress Reduction

13%----Percentage of Improvement in SOC Behavior

B. SCIO Harness Treatment 100 patient visits

There were 0 cases of patients who reported a negative Improvement.

None of these cases reported any major difficulty.

There were

0 cases reporting no improvement of Symptoms, .001 % of Subgroup

4 cases reporting no improvement in feeling better, .001 % of Subgroup

1 cases reporting no improvement in stress reduction .001% of Subgroup

49%--- Percentage of Improvement in Symptoms

69%--- Percentage of Improvement in Feeling Better

41%---.Percentage of Improvement Measured

62%-- Percentage of Improvement in Stress Reduction

39%----Percentage of Improvement in SOC Behavior

Title: Large Scale Study of the Voltammetric SCIO Stimulation of Blood Testosterone

Chief Editor:
Dr David Polen DC USA
The Centro Ricerche, University of Venice + Padova, Italy
Edited and Validated By IMUNE Medical Staff:
Mezel Iosif MD, Romania
Sarca Ovidiu MD, Romania
Igor Cetojevic MD, Cyprus
Matthias Heiliger M.D. Germany/Switzerland
Klara Hif M.D. Hungary
Anna Maria Cako M.D. Hungary
Debbie Drake M.D. Canada
Bacean Aurel MD Romania
Consultant:
International Ethics, Lebedel 56,
Oradea, Romania
John Kelsey PhD, ND N.Z. Eng.
Gage Tarrant LBT, C.H.T, USA, Somea Livia Romania
Richard Atkinson MCSP, Physical Therapist, West Yorkshire England

Developed By:
The Centro Ricerche of Prof. William Nelson University of Venice + Padova, Italy

Abstract:

A global and momentous research project was developed for the last two years. The SCIO device is a Universal Electro-Physiological device used for stress reduction and patient treatment. Over 2,200 qualified biofeedback therapists joined our Ethics Committee study to evaluate how stress reduction using the SCIO device could help a wide variety of diseases.

The device and thus the study have insignificant risk. There was a staff of medical doctors who designed and supervised the study.

Over 98,000 patients gave informed consent and participated in the study. The study would conclusively prove safety and efficacy of the SCIO Device. With over 40% of these patients having multiple visits. There were over 275,000 patient visits. With a total record of the SCIO patient information, therapy parameters and reactivity data. No names of patients were recorded for confidentiality.

Two of the 2,200 plus therapists were given blank devices that were completely visually the same but were none functional. These two blind therapists were then given 35 patients each. This was to evaluate the double blind component of the placebo effect as compared to the device. Thus the studied groups were a placebo group, a subspace group, and an attached harness group.

This is just the first study in a long task of analysis in truly break down the data totally. This study verifies the safety and efficacy of the SCIO device. There were small effects seen in the placebo group, larger effects in the subspace, and astounding effects in the real harness group.

In this study 25 young male athletes and 32 older working men were evaluated for their daily testosterone cycle. The results have shown that the SCIO testosterone streaming therapy of 30 a day for 5 days raises their testosterone.

TRANSIENT ISCHEMIC ATTACK (TIA) Stroke Treated by SCIO Practitioners

Abstract:

This study demonstrates the safety and effective qualities of the SCIO device used in a large scale study. A large scale study of over 97,000 patients with over 275,000 patient visits reported their diseases. Over 150 patients had medical diagnosis of allergy. 43% in the subspace group got improvements versus 42% in the SCIO harness group whose ischemia symptoms improved. This attests to the naturopathic formulas used and not the SCIO intervention.

Subspace Treatment 43 patients, 114 SCIO Harness Patients

OVERALL ASSESSMENT

A. Subspace Treatment 101 patient visits

There were 0 cases of patients who reported a negative Improvement.

None of these cases reported any major difficulty.

There were

0 cases reporting no improvement of Symptoms, 0% of Subgroup

0 cases reporting no improvement in feeling better, 0% of Subgroup

0 cases reporting no improvement in stress reduction 0% of Subgroup

32%--- Percentage of Improvement in Symptoms

33%--- Percentage of Improvement in Feeling Better

43%---.Percentage of Improvement Measured

56%-- Percentage of Improvement in Stress Reduction

11%----Percentage of Improvement in SOC Behavior

B. SCIO Harness Treatment 234 patient visits

There were 0 cases of patients who reported a negative Improvement.

None of these cases reported any major difficulty.

There were

0 cases reporting no improvement of Symptoms,

0 % of Subgroup

0 cases reporting no improvement in feeling better,

0% of Subgroup

0 cases reporting no improvement in stress reduction

0% of Subgroup

44%--- Percentage of Improvement in Symptoms

34%--- Percentage of Improvement in Feeling Better

42%---.Percentage of Improvement Measured

50%-- Percentage of Improvement in Stress Reduction

23%----Percentage of Improvement in SOC Behavior

Clinical Study No. 3. - VARHOPE Changes in a SCIO Session

Correction of aberrant body electric profiles such as voltage, amperage, resistance impedance, proton + electron pressure,

Part of the Following:

Large Scale Study of the Safety and Efficacy of the SCIO Device

Chief Editor:

Prof N. Vámos

Edited and Validated By:

Mezei Iosif, Sarca Ovidiu

Somlea Livia

Consultant:

International Ethics, Lebedei 58,

Oradea, Romania

Developed By:

The Centro Ricerche of Prof. William Nelson University of Venice + Padova, Italy

This study was performed in the field by practicing Biofeedback technicians. Data was collected and the study supervised by the Ethics International Institutional Review Board of Romania. The Data analysis and study presentation is done by the The Centro Ricerche, University of Venice + Padova, Italy

© Ethics International, 2007.

(This article is translated into English and Hungarian from the original Romanian)

Abstract

This study demonstrates the safety and effective qualities of the SCIO device used in a large scale study. A large scale study of over 97,000 patients with over 320,000 patient visits reported their diseases. The SCIO measures global electrical measures of the body. When there are abnormal measures of the electro-physiological factors, the device allows a feedback loop between the Central Nervous System (CNS) of the patient and the device. Of the patient visits listed some 50 plus % showed very low electro-physiological factors, below 30% normal. The cybernetic electro-physiological feedback loop was then used to help the patient reduce stress and thus improve the electro-physiological factors. There was improvement in over 95% of the electro-physiological measures at the end of the session (post test) versus the pre test. The average improvement in electro-physiological VARHOPE factors is 5%. These patients reported stress reduction and improved well being as well.

Weight Loss Treated by SCIO Practitioners

Abstract:

This study demonstrates the safety and effective qualities of the SCIO device used in a large scale study. A large scale study of over 97,000 patients with over 275,000 patient visits reported their diseases. Over 39,000 patients had medical diagnosis of being overweight. 16% in the subspace group got improvements versus 50% in the SCIO harness group whose healthy weight improved.

The SCIO device uses the principles of Quantum Electro Dynamics (QED) as the base of an energetic medicine technique for healing. Bioresonance, Volt-Ammetry, Trivector, Provocative Allergy Tests, Infection Reaction Testing and Immune Stimulation, Electro-Acupuncture, Neurological-Stimulation, Biofeedback-Psychological Interaction, Muscle-Neurological Re-education, Homotoxicity and Homeopathy, Electrophysiological Diagnosis, Behavioral Management Therapy and more are advanced therapies registered for the SCIO device to perform on patients.

More than fifty percent of the patients reported positive results. There was insignificant negative effects reported.

This disease group total number of patients was **39,300**. There were Subspace Treatment **22,475** patients, **16,825** SCIO Harness Patients. There was overall more than 40% results.

Subspace Treatment 22,475 patients, 16,825 SCIO Harness Patients

OVERALL ASSESSMENT

A. Subspace Treatment 73,324 patient visits

There were 538 cases of patients who reported a negative Improvement.

None of these cases reported any major difficulty.

There were

657 cases reporting no improvement of Symptoms, .009% of Subgroup

580 cases reporting no improvement in feeling better, .007% of Subgroup

753 cases reporting no improvement in stress reduction .008% of Subgroup

34%--- Percentage of Improvement in Symptoms

33%--- Percentage of Improvement in Feeling Better

16%---.Percentage of Improvement Measured

13%-- Percentage of Improvement in Stress Reduction

12%----Percentage of Improvement in SOC Behavior

37,203 patients reported their weight loss, their average weight loss was .8 kilos per month

B. SCIO Harness Treatment 45,980 patient visits

There were 371 cases of patients who reported a negative Improvement.

None of these cases reported any major difficulty.

There were

386 cases reporting no improvement of Symptoms, .008% of Subgroup

411 cases reporting no improvement in feeling better, .009% of Subgroup

151 cases reporting no improvement in stress reduction .002% of Subgroup

76%--- Percentage of Improvement in Symptoms

65%--- Percentage of Improvement in Feeling Better

53%---Percentage of Improvement Measured

68%--- Percentage of Improvement in Stress Reduction

23%----Percentage of Improvement in SOC Behavior

23,143 patients reported their weight loss; their average weight loss was 1.9 kilos per month

970,000+ Study of the Safety and Efficacy of the TVEP families in the SCIO Device

Chief Editor:

Prof William Nelson M.D. (MUNE)

The Centro Ricerche, University of Venice + Padova, Italy

Edited and Validated By (MUNE Medical Staff):

Mezel Iosif MD, Romania

Sarca Ovidiu MD, Romania

Igor Cetojevic MD, Cyprus

Matthias Heiliger M.D., Germany/Switzerland

Klara Hill M.D. Hungary

Anna Maria Cako M.D. Hungary

Debbie Drake M.D. Canada

Bacean Aurel MD Romania

Consultant:

International Ethics, Lebedei 58,

Oradea, Romania

John Kelsey PhD, ND N.Z. Eng.

Gage Tarrant LBT, C.H.T. USA, Somlea Livia Romania

Richard Atkinson MCSP, Physical Therapist, West Yorkshire England

Developed By:

The Centro Ricerche of Prof. William Nelson University of Venice + Padova, Italy

This study was performed in the field by practicing Biofeedback technicians. Data was collected and the study supervised by the Ethics International Institutional Review Board of Romania. The Data analysis and study presentation is done by the The Centro Ricerche, University of Venice, Padova, Italy; © Ethics International, 2006.

Abstract

Title: Large Scale Study of the Voltammetric SCIO

Stimulation of Blood Estrogen

Chief Editor:

Dr David Polen DC USA

The Centro Ricerche, University of Venice + Padova, Italy

Edited and Validated By (MUNE Medical Staff):

Mezel Iosif MD, Romania

Sarca Ovidiu MD, Romania

Igor Cetojevic MD, Cyprus

Matthias Heiliger M.D., Germany/Switzerland

Klara Hill M.D. Hungary

Anna Maria Cako M.D. Hungary

Debbie Drake M.D. Canada

Bacean Aurel MD Romania

Consultant:

International Ethics, Lebedei 58,

Oradea, Romania

John Kelsey PhD, ND N.Z. Eng.

Gage Tarrant LBT, C.H.T. USA, Somlea Livia Romania

Richard Atkinson MCSP, Physical Therapist, West Yorkshire England

Developed By:

The Centro Ricerche of Prof. William Nelson University of Venice + Padova, Italy

Abstract:

A global and momentous research project was developed for the last two years. The SCIO device is a Universal Electro-Physiological device used for stress reduction and patient treatment. Over 2,200 qualified biofeedback therapists joined our Ethics Committee study to evaluate how stress reduction using the SCIO device could help a wide variety of diseases.

The device and thus the study have insignificant risk. There was a staff of medical doctors who designed and supervised the study.

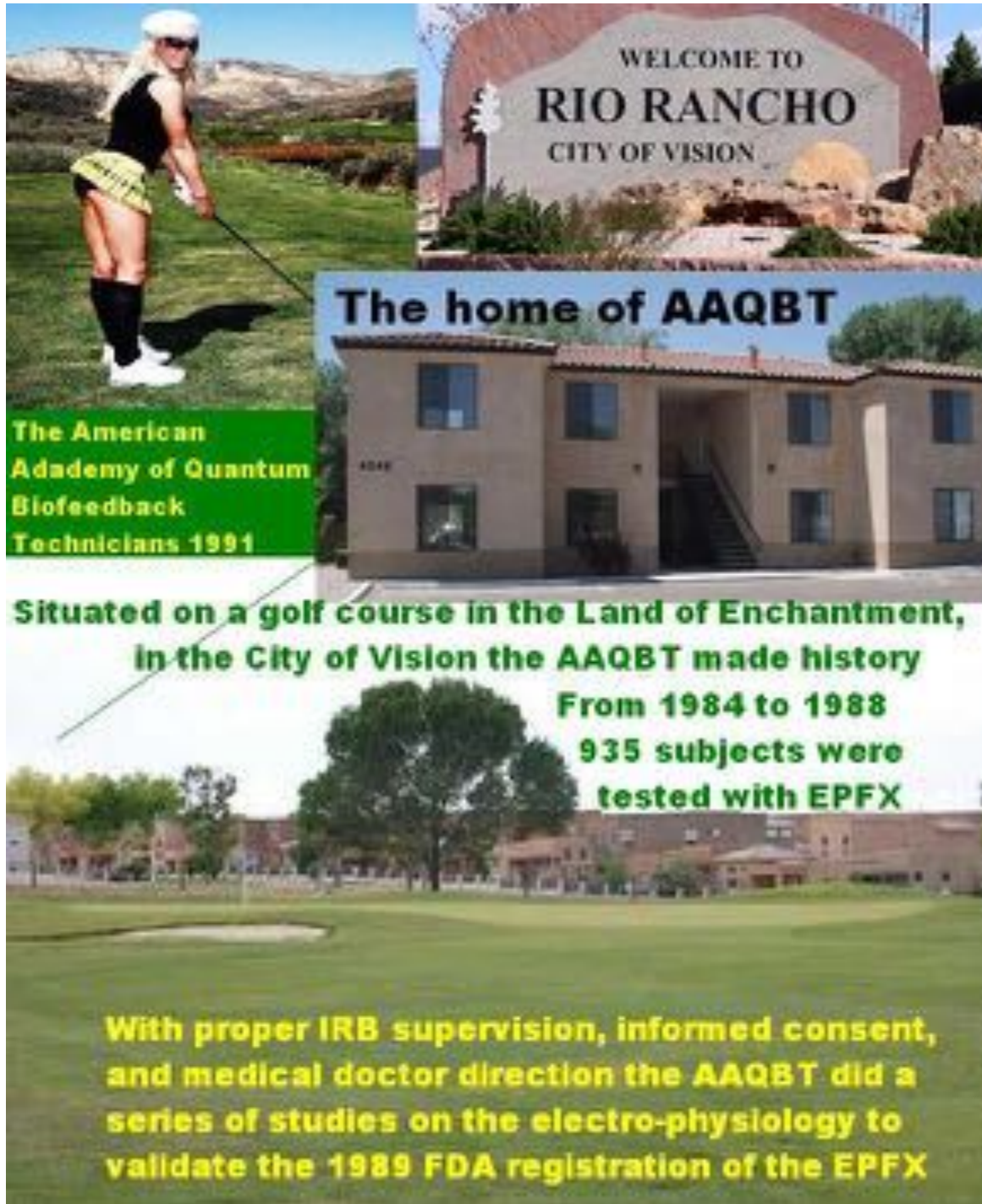
Over 98,000 patients gave informed consent and participated in the study. The study would conclusively prove safety and efficacy of the SCIO Device. With over 90% of these patients having multiple visits. There were over 275,000 patient visits, with a total record of the SCIO patient information, therapy parameters and reactivity data. No names of patients were recorded for confidentiality.

Two of the 2,200 plus therapists were given blank devices that were completely visually the same but were none functional. These two blind therapists were then given 35 patients each. This was to evaluate the double blind component of the placebo effect as compared to the device. Thus the studied groups were a placebo group, a subspace group, and an attached harness group.

This is just the first study in a long task of analysis to truly break down the data totally. This study verifies the safety and efficacy of the SCIO device. There were small effects seen in the placebo group, larger effects in the subspace, and astounding effects in the real harness group.

In this study 35 females between 37 and 65 were evaluated for their daily estrogen cycle. The results have shown that the SCIO estrogen creaming therapy of 30 a day for 5 days raises their estrogen.

Chapter 4: The 1980s Body Electric Research that Lead to the 1989 EPFX Registration



The American Academy of Quantum Biofeedback Technicians 1991

The home of AAQBT

Situated on a golf course in the Land of Enchantment, in the City of Vision the AAQBT made history From 1984 to 1988 935 subjects were tested with EPFX

With proper IRB supervision, informed consent, and medical doctor direction the AAQBT did a series of studies on the electro-physiology to validate the 1989 FDA registration of the EPFX

AAQBT Alarm Response

AAQBT

The American Academy of Quantum Biofeedback Technology

Located in Rio Rancho, New Mexico since 1988

Alarm Response

By William Nelson

ABSTRACT: Situated on a golf course in New Mexico the Land of Enchantment, in the City of Vision Rio Rancho the AAQBT made history. We tested 935 subjects in Denver and New Mexico to understand the basic body electric measures to better understand the nature of the energetic medicine. We need to develop electrical profiles that indicate alarm reaction from the patient. The mathematical factor of Ohms law states the Volts=Amps times Resistance. It would be theoretically impossible for a contained system to have all three factors increase. When one rises such as volts amps would drop. For all three to increase would be difficult. But we found that when a patient reacts adversely to a stimulus then all three vectors can increase. This is part of a defense shield people have to stop electrical stimulation from upsetting body process. This is needed in a world of electrical stimulation or a small snap of an electric spark could be devastating. We found a statistical profile on the subjects to indicate an alarm response to a stimulus that might be too much for the body. A simultaneous increase of the VAR indicators of the extremities could be a measureable indicator for discontinuing a stimulus automatically. The Alarm response could be a valuable addition to our cybernetic loop.



AAQBT

The American Academy of Quantum Biofeedback Technology

Located in Rio Rancho, New Mexico since 1988

Calibration

By William Nelson

ABSTRACT: Situated on a golf course in New Mexico the Land of Enchantment, in the City of Vision Rio Rancho the AAQBT made history. We tested 935 subjects in Denver and New Mexico to understand the basic body electric measures to better understand the nature of the energetic medicine. We need to develop electrical profiles that indicate reaction EPR time of the patient. The usual reactance speed of a person maximizes at the speed of ionization change or one hundredth of a second in the human body. But several conditions can change the speed of Electro-Physiological-Reactivity (EPR). To test the reactive speed a calibration process was designed from EPR data on our subjects. The test will start at one hundred and three of a second and test the patient's EPR to 22 vials/xrroid stimulation of distilled water (the least reactive substance measured and four vials stimulation of a highly reactive compound of mosquito venom + chemicals. If the patient EPR data can statistically show a reaction of the four reactive compounds then the speed of reactivity is set at 1/103 of a second. If the test fails 85% it is repeated at 103-1 or 102, and it keeps testing at reduced times till +85% accuracy is done, thus making the speed of calibration of the patient.

AAQBT- Electro-Acupuncture

AAQBT

The American Academy of Quantum Biofeedback Technology

Located in Rio Rancho, New Mexico since 1988

Electro-Acupuncture

By William Nelson

ABSTRACT: Situated on a golf course in New Mexico the Land of Enchantment, in the City of Vision Rio Rancho the AAQBT made history. We tested 935 subjects in Denver and New Mexico to understand the basic body electric measures to better understand the nature of the energetic medicine. This review report scrutinizes a comparison between skin conductance, inductance, and capacitance (collectively known as the Trivector), and acupuncture points. We surveyed the acupuncture points on the subjects with a wave form analyzer and a frequency counter. We found that each healthy acu-point had a particular signature profile. There was a discrete and different frequency band, wave form and signal intensity showing that each acu-point has its own particular electrical signature. When we supplied this signature to unhealthy points, the points can improve. This opens a door for an electro-acupuncture program to measure and treat acu-points and help the body.

Published AAQBT Press 1988

AAQBT

*The American Academy of Quantum
Biofeedback Technology*

Located in Rio Rancho, New Mexico since 1988

Electro-Physiological Reactivity (EPR)

By William Nelson

ABSTRACT: Situated on a golf course in New Mexico the Land of Enchantment, in the City of Vision Rio Rancho the AAQBT made history. We tested 935 subjects in Denver and New Mexico to understand the basic body electric measures to better understand the nature of the energetic medicine. This review report scrutinizes a comparison between skin conductance, inductance, and capacitance (collectively known as the Trivector), and SCIO Electro-Physiological-Feedback-Xrroid EPR reactivity. We measured the 935 subject's reactivity patterns to nosodes, allersodes, isodes, Sarcodes, and classic homeopathy using the EPPX biofeedback system. Significant profiles revealed an accuracy of about 71% to known medical conditions. The reactance was a collective measure of change in resistance, change in capacitance, and change in inductance (the 3 vectors of the trivector) together referred to as the reactivity or in this case the EPR.

Published AAQBT Press 1988



AAQBT – Skin Capacitance

AAQBT

The American Academy of Quantum Biofeedback Technology

Located in Rio Rancho, New Mexico since 1988

SKIN CAPACITANCE

By William Nelson

ABSTRACT: Skin Capacitance is affected by polarization capacitance (where stored charges around an electrode appear in a near electrolytic medium). We tested 935 subjects in Denver and New Mexico to understand the basic skin capacity to store charges and other bio-electric measures to better understand the nature of the body electric. Skin capacitance was measured to range from .01 to .07 microFarads per centimeter squared. If the corneum thickness of 10 micrometers and a dielectric constant of 2.5 for biological membranes then the capacitance will be about 2 x microFarads per centimeter squared. Two equivalent electric current paths are measured: one crossing lipid-corneocyte medium and the other going thru skin appendages. The current-time response of the skin during the application of rectangular pulses of different voltage amplitudes demonstrates an insightful similarity with the same characteristics in model and plasma membrane electroporation. A significant (up to three orders of magnitude) drop of skin resistance happens due to electro-stimulation can be explained by electroporation of various substructures of stratum corneum. At relatively low voltages ($U < 30V$) this drop of skin resistance can be ascribed to electroporation of the appendageal ducts. At higher voltages ($U > 30V$), electroporation of the lipid-corneocyte matrix makes an extra drop of skin resistance.

Published AAQBT Press 1988

AAQBT – Skin Conductance

AAQBT

The American Academy of Quantum Biofeedback Technology

Located in Rio Rancho, New Mexico since 1988

SKIN CONDUCTANCE

By William Nelson

ABSTRACT: We describe the EPFX method for measuring skin conductance responses; this is designed to overcome the difficulty of coinciding skin conductance responses. The EPFX method relies on the assumptions that the underlying autonomic nerve signal has a shorter time-constant than the skin conductance signal itself, and that the autonomic bursts culminate as distinct, detached events. By changing the skin conductance signal into a time-series with a shorter time-constant, we are able to remove the separate peaks in the assessed fundamental EPFX signal. The separate measured peaks are then used to re-estimate each discrete skin conductance response. The method is automated and applied to a normative database of 935 subjects, for which skin conductance was measured during an EPFX test process. It was found that conductance measured with the external voltage connected in series-adding was some 32 percent higher than when measured in reverse polarity. Additional experiments showed that this 'rectification effect' could be entirely attributed to the effect of the endogenous potential. A technique of approximating SC from SP readings with no external current source was revealed to give results equivalent to values measured in the usual way.

Published AAQBT Press 1988

AAQBT – Skin Inductance

AAQBT

The American Academy of Quantum Biofeedback Technology

Located in Rio Rancho, New Mexico since 1988

SKIN INDUCTANCE

By William Nelson.

ABSTRACT: Skin effects inductance transfer. We tested 935 subjects in Denver and New Mexico to understand the basic skin capacity to affect inductance transfer to better understand the nature of the body electric. The amount of inductance is reduced as the skin makes the current move away from the locus of the stimulation and move outward. Thus there are fewer lines of magnetic flux within the conductor that lowers the internal inductance. The skin makes the inductance decrease as the square root of the increase in frequency. This happens at the same rate where resistance increases as we change frequency. Inductors do not act the same as resistors. Whereas resistors simply oppose the flow of electrons through them (by dropping a voltage directly proportional to the current), inductors oppose changes in current through them, by dropping a voltage directly proportional to the rate of change of current. In accordance with Lenz's Law, this induced voltage is always of such a polarity as to try to maintain current at its present value. That is, if current is increasing in magnitude, the induced voltage will "push against" the electron flow; if current is decreasing, the polarity will reverse and "push with" the electron flow to oppose the decrease. This opposition to current change is called reactance, rather than resistance. These factors are used to develop the EPEX.

Published AAQBT Press 1988



AAQBT - Trivector

AAQBT

The American Academy of Quantum Biofeedback Technology

Located in Rio Rancho, New Mexico since 1988

TRIVECTOR

By William Nelson

ABSTRACT: We tested 935 subjects in Denver and New Mexico to understand the basic body electric measures to better understand the nature of the energetic medicine. This review report scrutinizes a comparison between skin conductance, inductance, and capacitance (collectively known as the Trivector), and SCIO Electro-Physiological-Feedback-Xrroid EPR reactivity. Electricity acts in three basic dimensions of conductance, inductance and capacitance. These events can be measured and a three dimensional trivector analysis can be derived. Events display that the Xrroid has a very high interdependence to culture results, and thus the Xrroid is very helpful in determining the electrical reactivity of the patient, and in determining the type of infection the patient might have. The overall correlation was approximately 91%. The existence of many so called false positives or infections that are subclinical makes reading difficult. The trivector field of a living organism is not static, it is reactive. A living being is interacting with the environment to be drawn towards nutrition, and repelled from toxins. Thus with the xrroid we measure which items the patient reacts to and how he reacts so we can see a profile that might help us learn more about our patient.

Published AAQBT Press 1988

AAQBT – Stress Reduction thru Electro Stimulation

AAQBT

The American Academy of Quantum Biofeedback Technology

Located in Rio Rancho, New Mexico since 1988

Stress Reduction thru electro stimulation

By William Nelson

ABSTRACT: Situated on a golf course in New Mexico the Land of Enchantment, in the City of Vision Rio Rancho the AAQBT made history. We tested 935 subjects in Denver and New Mexico to understand the basic body electric measures to better understand the nature of the energetic medicine. This review report scrutinizes a comparison between skin conductance, inductance, and capacitance (collectively known as the Trivector), and electro-stimulation of the body electric in stress reduction. From the work of Hans Selye and others it has been shown that stress is "THE" concern of medicine. Collective stress can be additive and accumulate to weaken an organism and thus let in disease. In our study here the 935 subjects were asked if stress was reduced after their EPFX treatment, 76% of the subjects said there was less body stress, 14% said they felt no different, and 10% said they felt more stress. No adverse events were reported and the device was safe and effective in reducing stress.

Published AAQBT Press 1988

Cover letter of the EPFX 510(K) registration



DEPARTMENT OF HEALTH & HUMAN SERVICES

Public Health Service

OCT 13

Food and Drug Administration
1000 Pennsylvania Avenue
Washington, DC 20500

Erlosian Corporation
Attn: Frank D'Amico
2936-S Niagara Street
Denver, Colorado 80217

Re: 488114A
Electro-Physio-Feedback-Control
System
Status: Untested
Received: July 15, 1989
Regulatory Class: II

Dear Mr. D'Amico:

We have reviewed your Section 510(k) notification of intent to market the device referenced above and we have determined the device is substantially equivalent to devices marketed by interstate commerce prior to May 20, 1976, the enactment date of the Medical Device Amendments. You may, therefore, market the device, subject to the general controls provisions of the Federal Food, Drug, and Cosmetic Act (act). The general controls provisions of the act include requirements for annual registration, listing of devices, good manufacturing practices, and labeling, and prohibitions against adulteration and misbranding.

If your device is classified (see above) into either class II (Performance Standards) or class III (Pre-market Approval) it may be subject to such additional controls. Existing major regulations affecting your device can be found in the Code of Federal Regulations, Title 21, Parts 800 to 899. In addition, the Food and Drug Administration (FDA) may publish further announcements concerning your device in the Federal Register. Please note: This response to your premarket notification DOES NOT effect any obligation you might have under the RADIATION CONTROL FOR HEALTH AND SAFETY Act of 1980, or other Federal laws or regulations.

This letter immediately will allow you to begin marketing your device as described. An FDA finding of substantial equivalence of your device to a pre-amendment device results in a classification for your device and permits your device to proceed to the market, but it does not mean that FDA approves your device. Therefore, you may not promote or in any way represent your device or its labeling as being approved by FDA. If you desire specific advice on the labeling for your device, please contact the Division of Compliance Operations, Regulatory Guidance Branch (DFO-12) at (301) 437-6044. Other general information on your responsibilities under the act, may be obtained from the Division of Small Manufacturers Assistance at their toll free number (800) 438-2041 or at (301) 443-6097.

Local PMA:
Lloyd R. Baustler
844-6778

Sincerely yours,

George C. Murray
George C. Murray, Ph.D.
Director
Division of Neurophysiology, Neurology,
and Radiology Devices
Office of Device Evaluation
Center for Devices and
Radiological Health

AAQBT is here off of hole #2




Chapter 5: Youngstown State University Collection of Abstracts



The Trivector Signature of Human Beings as a Basis of Psychic Communication

Researcher: William Charles Nelson. 1974.

This study is done at Youngstown University.



Abstract:

In this study 40 pairs of intimate friends (that is married people, couples going steady, very, very close friends) were involved. One of the pair was put into a dark room in a building in Youngstown State University. A stroboscope and a siren was placed into the dark room next to the ears and eyes of the person. At random times over the course of a two hour plus+ session, a one minute signal of stroboscopic burst and siren's scream would be initiated, subjecting the patient to a fluctuation that would initiate a evoked potential brain wave response. This would provide a startle to the system, a threat to the system that, although safe, would be interpreted by the patient as possibly life-threatening. This would produce a hormonal and nerval reaction and would it would be discernible by their friend.

The other person in the group was placed in a separate building at Youngstown state campus. The separate building was needed to make sure that there was no electrical artifact in the electric measures that could be detected. This person was hooked up to a polygraph device capable of measuring the brainwave, the heart rate, and the galvanic skin response. Thus we were measuring voltage, amperage and resistance (VAR). During the two hour plus session the person hooked to the polygraph was to make verbal guesses as to when they thought their friend was being subjected to the evoked potential shock. At the end of the article we will show that the verbal guesses were less than chance. In other words there was no verbal ability to understand what was going on. However, there was always an electrophysiological voltametric plus resistance reaction that could be discerned. There was a over 90% correlation to a type of electrophysiological (VAR) reaction that could be determined. Thus, the article could show that there was a type of psychic communication. It was seen to be isolated from verbal, conscious pathways and was more of an unconscious bioelectronic signal.

Anti-aging Effects of Parathyroid Hormone.

Researcher: William Charles Nelson. 1966.

Abstract:

There have been references to the anti-aging effects of parathyroid hormone in certain literature. Parathyroid hormone is the hormone that takes calcium out of the cells. When the pituitary detects there is too much calcium, parathyroid hormone can be released to take the calcium. When the pituitary detects that there is too little calcium, then the parathyroid release parathyroid hormone, which would take calcium out of the bones, or out of the cells of the body. Calcification of the cells has been shown to be a problem with aging. Parathyroid hormone was used in this study to apply to older rats, Norwegian rats coming at the end of their life span. The parathyroid hormone was brushed on the outer skin, overnight a crust would form. The crust would be wiped away revealing underneath restored and renewed youthful skin and the life of these Norwegian rats could be extended more than double their normal lifespan even upwards to three times their lifespan by simply applying the parathyroid hormone

to the outer parts of the skin. The study shows 24 rats in the sample that were used in the study and 18 of them had life-spans greater than double the norwegian rat and five of them had life spans more than triple.

Magnetic Effects on Evaporation.

Researcher: William Charles Nelson. 1966

Abstract:

Water is actually a polar substance, meaning that it has magnetic poles. The structure of the oxygen to two hydrogens create a slight paramagnetic pull. If this is true, then a powerful magnet should be able to increase the evaporative rate of water versus a set of water that is not exposed to the magnet. In our study we indeed showed that a powerful magnet of approximately 50 gos was capable of dramatically increasing the evaporative rate of the water. Thus, demonstrating the polar effect of the water molecules. The north pole of the magnet was better than the south at stimulating evaporation.

A Proposition For the Fluidic Effect on the Flow of Oxygen in Blood.

Researcher: William Charles Nelson.

Abstract:

Blood has different types of oxygenation and the blood coming out of the heart is not all completely uniform in the amount of oxygen contained in the red blood cells. The effect of the oxygen inside the red blood cell will be demonstrated by a difference in weight. Since the flow of blood out of the superior veina cava is put into a twist a rotation this would create a different type of oxygen flow between the hemispheres of the brain. The right hemisphere of the brain will get slightly extra oxygen compared to the left. The left hemisphere of the brain is responsible for our words, writing, verbal, communication and for most linear, scientific type thought. Whereas the right side of the brain is more intuitive, more feeling oriented, and also it is more susceptible to rebreathing techniques. Alternate nostril breathing flow techniques can be used to help stabilize the flow of blood to the different parts of the brain. In this simple study we show the fluidic dynamics of the circular flow spin creating a difference in oxygenation in the two hemispheres of the brain.

PROFESSOR DESIRÉ DUBOUNET

and her friends have spent over 35 million dollars to bring the world a professional and thorough course on Wellness, Naturopathy and Neuro-Electro-Physiology of Biofeedback as Bioresonance.

She is such a humanitarian Angel, she lets you pay for the course videos, books and materials with Karma...



FOR MORE INFORMATION GO TO
WWW.IMUNE.NAME



These are the **TOP FIVE REASONS** to get a Doctorate in Wellness PHD International Medical University degree at home.

1. Getting a degree means you will increase your earning potential. Studies have shown that at home study is just as good as attended classes.
2. Study and Complete Courses at Your Own Pace. Use this to maximize the learning.
3. Scheduling Convenience. Work when you are ready to work.
4. Teaching Faculty Who Actually Have Work Experience in Your Field of Study. Global faculty at IMUNE is with worldwide famous doctors.
5. Save Money on Travel, Parking, Childcare, and Books. You save money the world saves energy, this makes you and the world better.
6. Employer Support. Many employers offer tuition reimbursement for employees' tuition associated with training in their fields. Employers also tend to encourage enrollment in online degree programs because they know employees will be able to go to school and still be able to be committed to their jobs. Don't be afraid to ask your employer. Every company needs a wellness consultant.

Professor Desiré Dubounet the world's most famous Naturopath and her friends have spent over 35 million dollars to bring the world a professional and thorough course on Wellness, Naturopathy and Neuro-Electro-Physiology of Biofeedback as Bioresonance. She is such a humanitarian Angel, she lets you pay for the course videos, books and materials with Karma go to www.imune.name for more information.

Sex Change in Certain Animals.

Researcher: William Charles Nelson. 1967.

Abstract:

In this study we will show that there are certain animals that have multi-sexes and that with surgical operation this can be manifest. All female chickens born have male sexual apparatus. The male sexual apparatus is thus stagnant as long as there is female hormone. By surgically removing the ovaries in chicken then male sexual apparatus and the development of testosterone would take over. Thus any female chicken could be made into a male by removal of the ovaries. This was done surgically on six chickens by the experimenter. The chickens then grew combs, started to crow and demonstrated fully, complete male sexual behavior.

In the other part of the science, we also know that every male frog has female apparatus. The female apparatus is dominant because of the male hormones which suppress the female system. By surgically removing the male apparatus any male frog could be turned into a female. This was done on six different frogs through surgical operation and resulting female frogs were fully female and actually were capable of producing tadpoles as fully functioning female frogs. This was demonstrated. It is hypothesized by the researcher that all people, all species, have some male and female in them. In the human being, we know that the medial adrenal cortical system can produce all known hormones and that the male is producing some female hormones and the females are producing some male hormones. Sexuality is far more complicated than a simple black and white experience.

De-burring of the Beryllium C5 Apollo Gyro.

Researcher: William Charles Nelson.

Study conducted at AC Electronics, Milwaukee, Wisconsin. 1970.

Abstract:

The Apollo spacecraft beryllium gyroscope is made of almost solid beryllium, the lightest metal known. This allows us to define sculpting and allow us to make an air supported gyro, not needing any type of oil or lubrication but using air to suck into its spindle and thus allowing the gyro to float on a cushion of air. This minimizes the amount of force and produces a very superior type of system that needs very, very little in energy to activate it or to sustain it. In making the gyro and after the milling, burs can form. A de-burring system can be used but present de-burring systems use silicon oxide and silicon oxide has been found to impregnate into the surface of the beryllium gyro. There is thus a need to develop a de-burring process that will not produce silicon impregnation. De-burring has been shown to even work on other metals with wood chips. That the type of product used with the de-burring does not have to be harder than the burs. It only has to be applied for a period of time. The tumble de-burring techniques used in the C5 beryllium gyro system are standard. In our study we showed by taking out the silicon items and using beryllium stones, that the beryllium stones would have a superior de-burring process that would at the same time prevent any type of silicon impregnation. The beryllium de-burring process was found to take longer as that standard silicon de-burring would take 10 – 12 hours and that the beryllium de-burring would take over 24 hours to accomplish the same goal but there was no silicon impregnation and that the beryllium gyro was then better able to be utilized at the mere cost of a couple of hours of de-burring.

Fluidic computer components.

Researcher: William Charles Nelson

Abstract:

In this study we review the technology of making computer components without electrical items but using the flow of fluid principles.

Using different type of laminar flow technics and the principle of flow memory, we could develop memory technics with fluid computers. Accurate calculations could be achieved and flow redirected to remember different functions accounting for complete fluid memory. This type of system could be used in nuclear reactors or other places where an electromagnetic pulse would be able to knock out an electrical computer. Fluidic computer would be able to continue it's operation.

A review of the complete technology and the design of some new type of fluidic circuits in the article. One of the new type of circuits designed was a temperature sorter that since the temperature of molecules in a room are connected with their kinetic energy and, thus with their speed. A sorter could be designed where the flow of the air molecules could be directed in a circular path. Faster molecules would then proceed to the outer side. These are the more hot molecules. And the cooler molecules would gravitate to the inner.

At the end of the circular sort mechanism, different tubes would be able to sort the air into it's different type of temperature properties. If the air in a room is at 70 degrees Fahrenheit, many of the air molecules are at higher temperatures and many are molecules are at lower temperatures. 70 is just the collective average. This sorter would be able to sort those and thus be able to supply a stream of cool air from a room and a stream of hot air. This technology was patented by William Nelson and is first diagramed and designed in this paper.

PhD Dissertation for South Eastern University.

PhD candidate, William Nelson.

States of the Buddhist Philosophy and their Effects on Psychosomatic Suffering

Abstract:

It is proposed by Buddhism that the cause of all suffering is desire. The more you desire things to be different, the more you suffer. This is the basic idea of Buddhism coupled with the thought that to remove suffering you must be able to remove the desire. There are two ways to remove the desire that is by accepting things the way they are or by changing them. This is the path of the wisdom of Saint Francis of Assisi who states please give me the ability to change the things that I can, accept the things I can not and the wisdom to know the difference. In this study a psychosomatic suffering index used in prisons to measure psychosomatic pain is applied to 65 different students at Youngstown State University. The students were then asked to listen to a 30 minute relaxation tape. The two groups were broken up into different groups with 35 getting a tape that instructed them to accept different problems in their life. A relation tape that was directed with words to help people to relax and to help people to find different parts of suffering in their lives and to help them to accept those. The other relaxation tape was the exact same music, same voice, only they were only told to do muscular relaxation. Just simple stress reduction. In the process of the pre and post measures of their psychosomatic pain and suffering there was a dramatic difference and a reduction of suffering shown in the group who got the messages of acceptance. Thus we were able to manifest and prove the basic theory of Buddhism that suffering is the cause of all desire and that by reducing desire we can reduce suffering.

Subliminal Perception Effect As a Modality of Psychic Phenomena.

Researcher: William Charles Nelson.

Youngstown State University. 1977.

Abstract:

In this study a five minute movie was made of entertaining images, of people at a party. Cut into this movie was a subliminal perception of five different objects arranged in a certain pattern: two at the top, one at the middle, and two at the bottom, such as the five on the cast of dice. In one of those positions, an black object was .The person was to watch the movie and then after the movie was to use their right and then their left hand to try to feel their energy underneath five different cups to see if them could find the object. The theory was that they had been shown the object in subliminal movie and that they should be able to have a heightened ability to sense it and to link it to their perception as that they were then told to find it via some type of psychic vibrational feeling. In the study chance level was determined at a 20%. The right hand with the patients had a 15% correct, whereas the left hand had 27% correct. This showed that the left hand was able to connect to the perspective easier and that subliminal perception probably has greater effects on the right hemisphere, thus the left hand, rather than the left hemisphere. However, the left hemisphere right hand seemed to have effects below chance, possibly meaning that some type of doubt or psychological process might have intervened. We were able to show that the subliminal perception has some slight effects on patients but it was not extremely significant.

Eye Movement Techniques in Mathematical Teaching.

Researcher: William Charles Nelson. 1980.

Corresponding lecture given in New York City, NY at the Mathematical Teachers' Conference, 1980.

Abstract:

It has been shown in neurolinguistic programming that by moving the eye, eye movements can reflect activation of different types of activation by the brain. Eye movements that are made upwards show activation of the occipital lobe which is connected to vision. References of left and right can be in the different hemispheres of intuitive, constructive side, feeling side or into the verbal, logical side. Eyeball movements to the side reflect the temporal lobe and thus auditory. Eyeball movements down reflect activation of the frontal cortex which is where feelings are. In the study good students were evaluated and shown that good students were students that looked upwards, thus activating the occipital lobe and they were able to see mathematical formulas. They were given questions such as: Two numbers added together give you twelve multiplied by each other give you 32; what are the two numbers? And solving the problem that 8 plus four. A and B students would look up and see the formulation, B and C students would look to the side as they would be repeating the question, and the bad students, the D and F students invariably were the ones who looked down, activating the frontal cortex, asking the question: Why is he asking me this question it's hot in here, or they were exploring feelings. Feelings could not be used to solve a mathematical formula. In our study could we guide our poorer students into better formulation by simply telling them to direct their eyes? A red spot was put at the top of the front of the classroom the size of a basketball. Students who were of the age 10 – 12 at a summer camp at Youngstown were then told to look into the magic spot to find the answers to the questions. In our study we showed that there were dramatic effects that simply by telling them to direct their eyes we could improve mathematical formulations and that the students could be taught to use the proper area of the brain to solve their problems as a reflection of neurolinguistic programming techniques.

Chapter 6: Miscellaneous SCIO Studies and Research



Electrostimulation in Drug and Alcohol Detoxification Significance of Stimulation Criteria in Clinical Success

Electrostimulation in Drug and Alcohol Detoxification Significance of Stimulation Criteria in Clinical Success

Authors: Margaret A. Patterson^a, Larne Patterson^b, Noel V. Flood^c, Joseph R. Winstone^d, Sean I. Patterson^e

Published in - *Addiction Research & Theory*

ISSN: 1476-7392 (electronic)

Abstract

Trans-cranial application of electro-stimulation is a form of treatment for drug and alcohol addiction whose clinical efficacy is disputed; although its application as trans-cranial or non-trans-cranial electro-stimulation in tissue healing and pain control has won wide acceptance. The dispute in addiction applications arises from the difficulty of independent replication of the results of controlled clinical trials. Here, the authors analyse the results of three published successful applications of electro-stimulation in the treatment of drug and alcohol addiction. All three groups independently concluded that the specific parameters of electrical current application were central to therapeutic success. While the range of parameters covered in these studies suggests some tolerance in the overall mode of application, 'windows' of current level and pulse frequency have been identified that are important for different clinical applications. Review of the scientific literature reveals reports of similar windows of current parameters for effects from gene activation to embryogenesis. We suggest that failure to replicate results in clinical settings may arise from lack of understanding of the importance of exact current parameters, and emphasize the necessity for accurate and complete descriptions of the currents used.

Keywords: Trans-cranial electro-stimulation, Addictions, Detoxification, Drugs, Alcohol, Parameters of current.

Homeopathic and Herbal Treatment of Amoeba Infections

HOMEOPATHIC AND HERBAL TREATMENT OF AMOEBIA INFECTIONS

By: W.C. Nelson, L.P.C.C.

INTRODUCTION

Amoeba is a one celled organism that can cause a parasitical or protozoa disease. The amoeba motivate by extending and contracting their protoplasm. There are a host of types of amoeba as well as a multitude of other protozoa diseases. These diseases were thought of as being rare for many years but due to better diagnosis and detection we see today more and more of these diseases. The usual contact is with bad food or water. The initial exposure usually results in dysentery or what we refer to in Mexico as Montezumas revenge. This is usually treated symptomatically which produces relief. But the unconquered organism can proliferate and lead to other diseases. They can cause ulcerations in the colon and digestive tract. Most often the ulceration is in the lower bowel. Often the protozoa can proliferate in the mouth, bowel or spread to other areas. The proliferation of these intruders is slow and often takes 4 to 5 years before other symptoms result. The amoeba can occupy places in the synovial fluid of the joints and cause arthritis or articular disease. In the joints they will cause distortion of the joint and distention of the joint sack. Many arthritic deformed joints in the fingers are a result of amoebic proliferation. They can cause hepatic abscesses in the liver or other organs. Since they shrink when exposed, to saline solution (from the isotonic effect) they can be difficult to diagnose. The electro reactivity Xroid can detect the amoebic disease with some accuracy. In recent years in clinical practice I have seen more and more Amoeba infections in Northern areas. In fact the further North I go the more amoeba I see. I can speculate that this is some how related to changes in the ultra violet light and the reduction in Amphibian populations.

TREATMENT

The human immune system does not have a developed system for dealing with this protozoa disease. All attempts to correct this with classical homeopathy, nutrition, and behavioral therapy come up empty. The patient needs more refined and direct therapy. So to help the system to deal with this disease we developed a nosode treatment with some herbal therapy that could disable any flagellated bacteria such as Giardia or the motivated Amoeba.

The formula is made with the patented activation process at New Vista; which appears to increase the clinical results significantly.

The formula contains nosodes from over 8 forms of Amoeba and other Protozoa. In Addition herbal forms of Diloxanide Furoate, Metronidazole, and absinthium are at lower potencies.

Antibiotic Disruption of Bowel Flora

ANTIBIOTIC DISRUPTION OF BOWEL FLORA

Antibiotics as a co-factor in AIDS

By: W. Nelson, LPCC, M.D.

ABSTRACT

The antibiotic revolution was touted as one of the best discoveries of modern medicine. There have been however, a derogatory side effects of these antibiotics. The environment has been affected as well as the patients. In this article we look at the disruption of the bowel flora by antibiotics. And theorize about how this disruption of the bowel flora, could be a contributing factor to the AIDS epidemic. The article also reviews the bowel flora in naturopathic terms for treatment and diagnosis.

The Long Term Pathological Findings of the Camelford Toxicity Group

Title

The Long-term Pathological Findings of the
Camelford Toxicity group. 1990

Subtitle

The Premature Ageing Effects of a Toxic Water Syndrome Case.

By

Dr. William Nelson L.P.C.C. , Peter Smith L.C.H

ABSTRACT:

In July 1988, a toxic water spill in the Camelford water district by South West Water, the public water utility, in Cornwall, England resulted in some 20,000 people being exposed to a toxic cocktail of chemicals in their drinking water. This produced a host of different physiological diseases. It also resulted in a homeopathic practitioner, together with other colleagues, branching into long-term 7 year study of the effects of this toxicity on the population

Besides extensive case notes on 200 people, hair and nail samples, several different electrical measures, chemical measures, and psychological interventions have yielded a understanding of these patients' disease profile. Various lengthy papers have been prepared by the North Cornwall Homeopathic Project and the Lowmoor Support Group. A book is in preparation.

One of the key factors that have been observed in this population is that of premature aging. This is discussed within this article.

IMUNE 12 MONTH HOME STUDY COURSE

Go to <http://immune.name> to learn and to get your course materials. You could get a Doctorate in Wellness and an international or accredited European professional qualification in neurophysiological bioresonance and biofeedback.

The Tassel is worth the Hassel. In a world so concerned of Wellness can be yours in just 12 months of Home Study, a simple thesis, a practicum and four days of monitored supervised contact.



Big Tobacco, Big Sugar, Big Pharma, Big Oil, and Big War Industry are exempt from lay and they kill and injure, maim and cripple in the name of profit. They seek to control and dominate medicine to further build their profits.

Their money controls governments, regulators, and the small minded media. The Ultra Rich Master Echelon Computer now sees and hears all the things we say, write, and do. Rights of privacy are gone worldwide. They have taken away our rights of free speech.

The Ultra Rich control the media and refuse to tell stories that expose or offend the Ultra Rich Power. They control every movie that gets distribution, every song that hits the radio,

everything that is put on the world news. They use science and psychology to control and manipulate the minds of the masses.

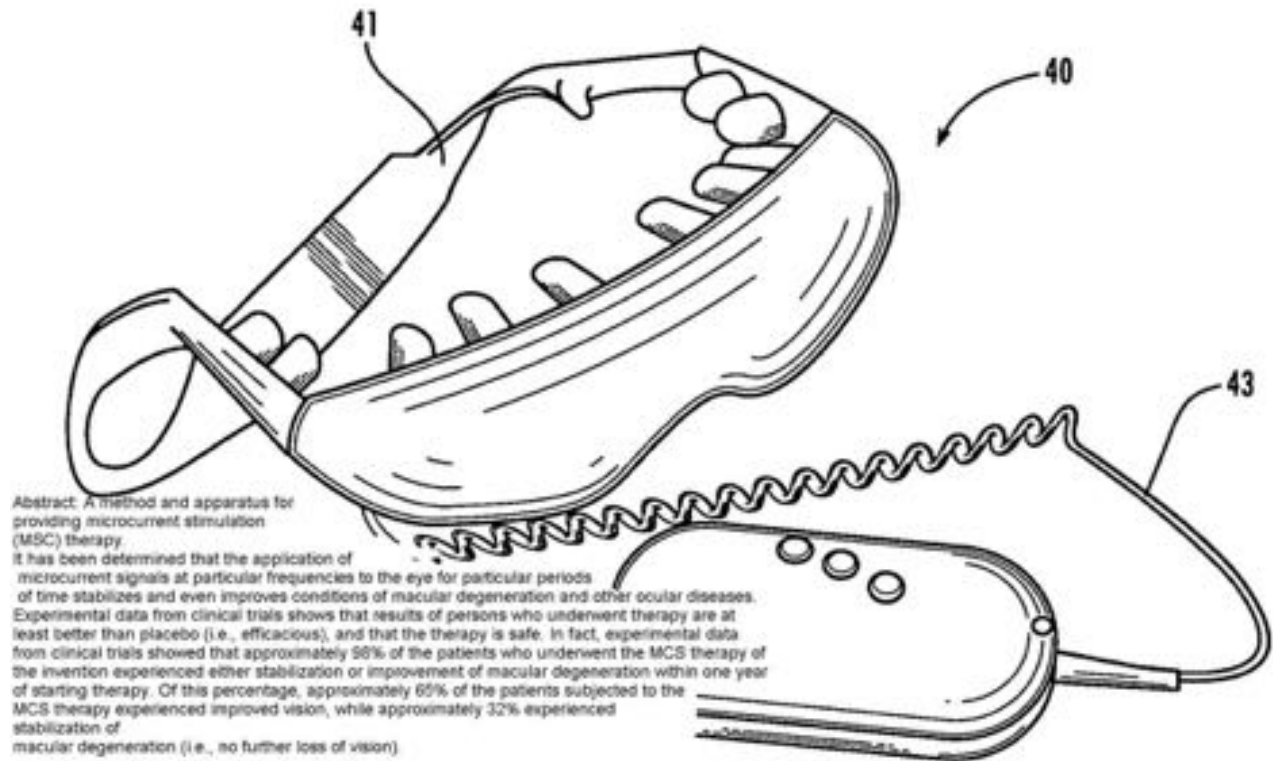
But medicine is controlled by Universities that teach medicine. There is now one university starting to defend Natural Medicine. IMUNE has a new 12 month home study course that can be bought with Karma and you can learn how to do natural medicine and how to break free from the Ultra Rich control.



Big Tobacco
Big Pharma
Big Sugar
Big Media
Big Banking
Big Money

Well, the game of Reality Monopoly is still being played all over the world. One percent of the world's population is winning and now controls over 80% of the wealth. The law allows the game to continue till we will see one winner and 6 billion plus losers.

A Method and Apparatus for providing MCES



A Study of the Effects of Cranial Electrical Stimulation on Attention and Concentration

A Study of the Effects of Cranial Electrical Stimulation on Attention and Concentration

SUSAN SOUTHWORTH, Ph.D.

The Family Institute and Associates

Abstract

There have been several anecdotal accounts that cranial electrical stimulation (CES) enhances attention and the ability to learn new tasks in a normal population, but only one published investigation confirms that CES improves attention using the Alpha Stim CES (Madden and Kirsch, 1987). The purpose of this study to corroborate the findings of Madden and Kirsch, using more precise measures of attention, such as a Continuous Performance Test (CPT) & pretest and posttest (PT) given two groups using the CES CES device. The control group consisted of twenty-one subjects who received the placebo treatment. The experimental group of thirty-one subjects received twenty minutes of CES. Two measures of the CPT show significant point in attention: Number of Hits, $F(1, 37) = 12.0$, $p = .006$, $d = .455$; and Attentionness, $F(1, 37) = 12.0$, $p = .006$. Based on subjects who demonstrated improvement by one standard deviation on two different measures of the CPT, thirty-one percent of the experimental group improved versus four percent of the control group. The use of CES as a method of increasing is a promising area that requires further investigation.

Cranial Electrical Stimulation (CES) involves the application of small amounts of pulsed electric current using electrodes applied to the head. CES has been used in Europe and the United States for treatment of depression, anxiety, and insomnia for the past twenty years, and there have been several anecdotal accounts of how CES has been used to increase attention and concentration in normal subjects. These accounts include truck drivers using the device to increase concentration during times of long drives and students using the device to increase attention and concentration (Rushkinov, 1991).

History of Electrostimulation

The application of electric current in the healing arts is not new practice, long before William Gilbert defined electricity in 1600, the therapeutic value of naturally occurring electrostimulation was used by the ancient Egyptians and the Greeks. The use of Nile catfish (*Melastomus electricus*) is depicted on wall reliefs of Egyptian tombs dating back thousands of years. Aristotle and Plutarch reference the black torpedo, an electric ray fish, which the physician Scribonius Largus prescribed for relieving headaches and gout in 46 A.D. & similar application of electrical stimulation for relief of pain in the joints was described in 1717 using "an electrifying machine." The subject observed that the pain decreased prior to retiring for the night after the first treatment, and by the third day, the pain disappeared (Braznerman et al., 1990).

The therapeutic use of electricity did not gain widespread acceptance due to the difficulty of providing a suitable source of electric current. The technology needed to manufacture CES devices is relatively recent. The earliest account of the use of small amounts of low voltage current for therapy appeared in 1851 by the Soviet researcher, Gijarevski, who used CES for relieving insomnia and in the

So You Have a Cold? Is it Allergy, Asthma, Influenza, Infectious or Nutritional Imbalance?

1. Practical Definition of Homeopathy Maltreya; Limerick, Ireland; 1993.

SO YOU HAVE A COLD - IS IT ALLERGY, ASTHMA, INFLUENZA, INFECTIOUS, OR NUTRITIONAL IMBALANCE?

Author: William Nelson, D. Sc. L.P.C.C. Maltreya; Limerick, Ireland

This article was presented by Dr. William Nelson at the Phemia Expo in Budapest, Hungary; an international pharmacy exposition presented on November 10 - 13, 1994.

ABSTRACT

In this brief paper we categorize some simple diagnostic methods for analysis of patients who present with rhinitis, sinusitis, itchy, runny eyes; asthma, fever, chills, in other words, cold symptoms. Cold symptoms can come from a variety of reasons, not just from viral infection. However, viral infection will be thoroughly discussed in this paper.

In this article we will discuss simple OTC (over-the-counter) treatment regimes which can be used for cold-like symptoms. This is vital information for pharmacists and practitioners alike in dealing with probably the most common ailment known to man.

DIGITAL COMPUTER INTERFACE THE EPFX

Introduction

The theoretical solution to the equations for electrode processes nearly always has to involve approximations, not only for numerical but also for analytical solutions—such as, for example, the assumption that there is no convection within the diffusion layer of hydrodynamic electrodes. In other cases, of complex mechanism, it is not even possible to resolve the equations algebraically. There is another possibility for theoretical analysis, which is to simulate the electrode process digitally.

Digital simulation has two aims:

- to compare solutions obtained analytically and numerically and examine the agreement between the two methods
- to solve equations when algebraic solution is not possible.

The accuracy of the result obtained by simulation depends on the increments used in the variables (distance, time, concentration, etc.), and thence the computation time. Care must be taken not to introduce apparently small errors which can be propagated and grow along the simulation. Also, it should always be remembered that the experiment is correct; what may be wrong is our interpretation of the results, that is the simulation model.

Only an introduction to digital simulation will be given in this treatise. Extensive treatments exist, such as those in the EPFX.

A controlled study of the effects of EEG Biofeedback on cognition and behavior of children with ADHD disorder and learning disabilities

A controlled study of the effects of EEG biofeedback on cognition and behavior of children with attention deficit disorder and learning disabilities

Journal	Applied Psychophysiology and Biofeedback
Publisher	Springer Netherlands
ISSN	1090-0584 (Print) 1573-5270 (Online)
Issue	Volume 21, Number 1 / March, 1996
Category	Original Articles
DOI	10.1007/BF00214448
Pages	35-49
Subject Collection	Behavioral Science
SpringerLink Date	Monday, October 20, 2008

Original articles

A controlled study of the effects of EEG biofeedback on cognition and behavior of children with attention deficit disorder and learning disabilities

Michael Linden, Thomas Hobbs and Iecor Kostelny

Mission Psychological Consultants, 80270 Rancho Viejo Road, Suite C, 92479 San Juan Capistrano, California

Abstract

Eighteen children with ADD/ADHD, some of whom were also LD, ranging in ages from 5 through 15 were randomly assigned to one of two conditions. The experimental condition consisted of 40 45-minute sessions of training in enhancing beta activity and suppressing theta activity, spaced over 6 months. The control condition, waiting list group, received no EEG biofeedback. No other psychological treatment or medication was administered to any subjects. All subjects were measured at pretreatment and at posttreatment on an IQ test and parent behavior rating scales for inattention, hyperactivity, and aggressive/defiant (oppositional) behaviors. At posttreatment the experimental group demonstrated a significant increase (mean of 9 points) on the K-SIT IQ Composite as compared to the control group ($p < .05$). The experimental group also significantly

Electrical Stimulation

Electrical Stimulation

Author: Carrie Sussman, PT

SUSSMAN PHYSICAL THERAPY INC.
3904 W. 234 PLACE TORRANCE, CA 90505-4616
310\375-8815 310\378-6845 FAX
email: BCSussman@aol.com

Note: This paper on electrical stimulation for wound healing has been excerpted from: Chapter 16, Sussman, C and Byl, N, Electrical Stimulation for Wound Healing, Wound Care Collaborative Practice Manual for Physical Therapists and Nurses, Sussman, C. And Bates-Jensen, BM, Aspen Publishers 1998.

Definitions

Electrical stimulation is defined as the use of an electrical current to transfer energy to a wound. The type of electricity that is transferred is controlled by the electrical source. (AHCPR 94). Capacitatively coupled electrical stimulation involves the transfer of electric current through an applied surface electrode pad that is in wet (electrolytic) contact (capacitatively coupled) with the external skin surface and /or wound bed. When capacitatively coupled electrical stimulation is used, two electrodes are required to complete the electric circuit. Electrodes are usually placed over wet conductive medium, in the wound bed and on the skin a distance away from the wound.

When discussing electrical stimulation, it is important to distinguish the waveform used for the protocol. Although there are many waveforms available on electrotherapy equipment, the one that has the most thorough and consistent evaluation in vitro, in animal studies and in controlled clinical trials is monophasic twin peaked high voltage pulsed current (HVPC).The pulse width varies with a range from 20-200 microseconds. The HVPC devices also allow for selection of polarity and variation in pulse rates both of which seem to be important in wound healing. It is a very safe current because it's very short pulse duration prevents significant changes in both tissue pH and temperature. Therefore, the most tested and safe type of stimulation is the one recommended.

Other types of waveforms and have been tested in clinical trials but will not be discussed here due to limited space. They are discussed in the full chapter.

Electrochemistry *in Vivo*: Application to CNS Pharmacology^o

ROSS F. LAKE[†] AND CHARLES D. BLAIR[‡]

Department of Chemistry
and
Institute of Neurosciences
University of Oregon
Eugene, Oregon 97403

INTRODUCTION

In vivo electrochemistry is a technique that shows great promise for the direct measurement of a variety of easily oxidized compounds in the brains of anesthetized, immobilized, or freely moving animals.¹ This technique is being developed to provide information concerning the presence and concentrations of these compounds in the brain extracellular fluid and, perhaps more importantly, to measure dynamic changes in the concentration of these compounds that occur in response to physiological and pharmacological stimuli and to behavioral changes. Of particular interest is the monitoring of catecholamines and 5-hydroxytryptamine, which are easily oxidized neurotransmitters. Several studies have shown that *in vivo* electrochemical techniques can measure changes in concentrations of electrooxidizable species that are related to biogenic amine neurotransmitter release.² However, the major problem associated with *in vivo* voltammetric detection of brain catecholamines is one of selectivity. This arises from the fact that the catecholamines and their non-methylated metabolites, as well as ascorbic acid, all oxidize at very similar potentials at most electrodes, including the unmodified graphite electrodes frequently used for *in vivo* studies. The resulting lack of discrimination was recognized in the first papers on *in vivo* voltammetry^{3,4} and was pointed out as a primary disadvantage of electrochemical measurements in brain tissue. The basal extracellular concentrations of ascorbate and the dopamine (DA) metabolite 3,4-dihydroxyphenylacetic acid (DOPAC) in the rat striatum and nucleus accumbens are much higher than DA concentrations,^{5,6} and therefore currents due to ascorbate and DOPAC oxidation mask the current due to oxidation of DA. Most problematical, levels of extracellular ascorbate and DOPAC in the striatum can be increased following the administration of various dopaminergic drugs.⁷⁻¹⁰ These changes in ascorbate and DOPAC concentrations are sufficiently large so as to obscure the much smaller changes in extracellular DA, confounding the analysis of drug-induced changes in DA levels.

In view of these limitations, the development of electrodes with improved selectivity for the catecholamines has been an active area of research interest. At present, a

^oSupported by U.S. Public Health Service grants NS 11150 and MH 11148.

[†]Present address: Dept. of Chemistry, University of British Columbia, 2036 Main Mall, Vancouver, BC, Canada V6T 1Y6.

[‡]Present address: Dept. of Psychology, University of British Columbia, Vancouver, BC, Canada V6T 1Y7.

Endotoxin

ENDOTOXIN

NDC 55541-2140-1

Product Specifications: Manufactured by Maitreya, Inc., 5260 East 39th
Avenue, Denver, Colorado USA 80207

303-333-0269 / 800-283-4533 / FAX 303-355-415

ACTIONS

Endotoxin functions as a non-specific immune enhancer. Experimental research indicates that the constituent responsible for this immuno-stimulation is the lipopolysaccharide released from the bacterial cell walls upon lysis. Clinical trials indicate this non-specific stimulation includes increased antibody production and macrophage motility, and enhanced B and T cell activity.

NOTE: Lipopolysaccharides have been shown to be toxic at higher concentrations, while at ultra-high dilutions, they best unstable and results obtained are inconsistent. The midrange potencies contained in Endotoxin have demonstrated stable, safe and highly effective properties.

It is also important to note that the formula does not contain whole organisms or viable populations of any bacteria. Processing techniques prior to manufacturing ensure the bacteria used for this formula are completely destroyed.

INDICATIONS

Endotoxin is most useful in the effective management of mild to moderate bacterial and viral infection. It may, however, be effectively used for both chronic and acute conditions. Commonly used antibiotics routinely circumvent the reticuloendothelial system and focus directly on disrupting bacterial replication.

Endotoxin is designed to stimulate the immune system to properly respond to the challenge of general microbial infection. May be used concomitantly with antibiotics for prolonged or especially resistant infections. Endotoxin is also very effective when used as a preventative. By assisting the innate biological intelligence that already exists in the organism, Endotoxin tones the entire immune system and enhances subsequent immunological responses.

QED Biofeedback, Gut Dysbiosis and Hypomonocytosis Clinical SOAP Correlation Study

QED Biofeedback, Gut Dysbiosis & Hypomonocytosis Clinical SOAP Correlation Study

IRB Supervision: Under the supervision of Ethics International of Romania acting as the IRB for this study under rights of International law. This study was commissioned by Ethics International in 2002.

Gut Dysbiosis multidimensional analysis is compared to bioelectric Quantum Electro Dynamic Biofeedback (QEDBF). QEDBF key VAKMOPF & Cellular Vitality Index (CVI) indicators are (locally correlated with subjective clinical context of illness) to determine if they reliably mirror conventional of systemic Hyper or Hypo-Monocytosis, hyperlipidemia, and hyperuricemia, or other immune indexes that indicate confirmation of the activation of the immune cascade (called the Th2 Reduction Crisis response which leads to lymphoma and autoimmune disease). We intend to determine how and where QEDBF can be used as a prognostic integrated medicine tool to help navigate personalized health record by providing a safe, reliable and objective non-invasive bioenergetic information gathering tool.

In particular, the body electric and its bioteman balance were measured and show if health may erode as a result of low mineral resistance causing abnormally high conductivity. Vitality can be measured now with QEDBF to indicate states of Low Resiliency, along with reliable detection of low adrenal voltage and lymphatic anaplasia for drive and willpower, along with indicators of gut balance, Phase Angle of cellular permeability, resonance frequency pattern to objectively anxiety states or exhaustion, reaction speed to indicate autonomic response, and other electrical measurements to indicate Cellular Vitality Index (CVI). The data gathered efficiently and safely by the addition of the integrated medicine tool QEDBF provided a bird's eye view at a fraction of the time and conventional laboratory costs, while successfully mapping many suspected but heretofore hidden stressors and especially pathogens leading to gut dysbiosis. These repeatable, predictable disease patterns are reliably detected electrically with QEDBF and used in advance at the unfolding of chronic illness, which predictably cause increased morbidity and mortality in middle aged, ambulatory community based patients seeking stress, pain and relaxation management.

Principal Investigator: Dr. Deborah Anne Drake, BSc, MD, (CCFP) (RM), FCFP, CCFP

Nutritionist: Jennifer Hough, Research Nurse Practitioner Joanne Hunter, Research Assistant Daria Plessey Statistical Assistant Electrical Engineer Vujan Jozic

Location: Health Onipact Integrated Family Medicine Center, #311- 865 Hwy 7 East, Markham, Ontario, Canada, L3R 9P8 905-298-3322. Copyright 2002, 2009 all rights reserved.

Abstract

This Gut Dysbiosis study to quantify immune induction, comparing old to new tools like biocommunication scanners like the QEDBF, is the first study of its kind in Canada to confirm the safety and efficacy of the Quantum Electro Dynamic Bio-Feedback (QEDBF) using the Electro-physiologic Feedback Xtra® or EPFX scanner as well as to confirm the recognition of bioteman disruption. We map with subjective surveys, compared to conventional and complementary testing methods to map the lay out of the immune systems, nutrition, toxic load, mood, social

stress and other factors like candidiasis, parasite overload or celiac disease. We compare the QEDBF findings with the high clinical suspicion that stressed individuals, as determined by low peripheral white blood cell absolute Monocyte count, may harbor occult pathogenic infections.

We studied 10 voluntary, ambulatory, community based male and female middle aged patients in great detail, using 7 health surveys, dozens of conventional and research screening tests in hematology, biochemistry, autoimmune, specialized brain cerebro-ganglioside markers. We tested a further 50 subjects with QEDBF for comparison and trends, and further compared 10 randomly selected subjects to be evaluated with QEDBF testing. The goal is to determine what historical, risk, or symptoms, signs or lab tests provide the forecasting. It appears through observation that illness and immune induction are forecast when the bioteman conditions permit loss of homeostasis. This study focuses on the correlation of hyper or hypomonocytosis with low Resiliency (low grounding minerals from a variety of causes). We correlate stress and exhaustion from biochemical and bioelectric perspective and attempt to map under close research control, the comparison of conventional and bioelectric impairments, using bioelectric vectors, called VAKMOPF score, Cellular Vitality Index (CVI) and Phase Angle (PA).

Furthermore, we predict the worse the electrical grounding and mineral cation, as detected with Low Resiliency scores, the higher the prevalence of subsequent bioteman shift, and thus colonization of a change in flora, ultimately culminating in reduced infection resistance, candidiasis, fungal and pathogenic overgrowth, and the resultant induction of the immune cascade which should be measurable. The worse the homeostasis, we predict the worse the oxygenation, hydration, and nutritional status, digestion and weight. The lower the cellular vitality index (CVI), we predict the worse the healing speed or increased chance of infection or relapse, leading to higher than normal rates of Signal Transduction Pathway immune cascading, leading to chronic illness, and the 4 top North American Disease Killers - Cardiovascular, Cancerous, Autoimmune disease and iatrogenic death (This preventable escalating predictable cascade follows the autoimmune/Th1alpha/Celiac tri-penec on chromosome 6, triggering the Th2 Signal Transduction Pathway of body defense and stress response, leading to protein aggregation, heterocytogen induced lymphoma, and Interleukin IL-6 IL-8 inflammatory cytokines and White Blood Cell Neutrophilic degeneration.)

If left unattended with insufficient recognition of deep hidden gut dysbiosis, the continuous triggering of the immune system can result in serious or even deadly morbidity and mortality. This degenerative cycle is preventable but is escalating in numbers from lack of recognition and early intervention, coupled in part due to the aging population, and the increasing toxicity, especially of local heavy metal toxicity in the mouth with amalgams initiating bioteman shifts. The culmination of this immune triggered sensitivity from unrecognized Gut Dysbiosis and Acquired Celiac Disease coupled with autoimmune reactions is difficult to measure in the laboratory or microbiology lab due to the inherent immunosuppression from chronic infection or metal toxicity. This study determines whether new bioelectric tools can detect the GAP where detection is beyond the scope of more traditional if not old fashioned biochemical modalities and where subclinical, symptomatic illness can be measured by bioresonance signature recognition of Quantum Biofeedback called QEDBF.

Once the full spectrum of health is reviewed here over all subjective, Objective, Assessment and Planning Tools, this study clearly shows great prognostic risk due to key hidden information unearthed through non-invasive QEDBF scanning. This study shows as expected in the nat

Homeopathic Treatment of Herpes-Like Conditions

HOMEOPATHIC TREATMENT OF HERPES-LIKE CONDITIONS

Chief Editor: N Vilmos M.D.; Independent Medical Editor, Budapest, Hungary

Edited and Validated By: Izvan Bandic, M.D.; Budapest, Hungary Gyilla Perocki, M.D.; Budapest, Hungary
Ilya Brenner, M.D.; Institute of Oncology, Kiev, Ukraine Peter Smith, LCH, Cornwall, England Dima Sakharov,
Ph.D.; Kiev, Ukraine

Developed By: The staff of Maitreya, Limerick, Ireland/William Nelson, L.P.C.C.; Denver, Colorado; U.S.A.

INTRODUCTION

Herpes sores develop for many reasons. The herpes virus gets into cells, and can produce these sores. There are several types of herpes including simplex, genitalis and zoster. There are many types of virus associated with these. These viruses often hide in connective tissue, especially around the spine, and then come out when there are periods of stress or metabolic imbalances that produce the right environment for them to leave. Once they leave the spine and go into an area such as the mouth, nose, Vagina, penis, or other attack area, the herpes virus is ripe for disablement by the immune system. The key factors of the immune system that deal with this are B cells and their antibody activity.

TREATMENT

Herpes virus does not like cold. Often we see heat produced in the area before herpes strikes, and heat afterwards. When we place a cold source onto the actual lesion, we can observe that it might take several ice

Diagnosing and Treating Injured Tissue with the Energetic Medicine of the QXCI

injured

Diagnosing and Treating Injured Tissue with the Energetic Medicine of the QXCI

The measurement of action potentials with electrodes placed on the surface of patients with injured or irritated tissue
by the QXCI staff (1995)

ABSTRACT

In this report we review the detection and treatment of injured tissue. In our testing procedure we use measurements of multiple voltage potential, average potential, and resistance vectors. We can determine the potentials as normal or as diseased from the experiences of energetic medicine. Once detected the computer can then repair these injured tissue with proper TENS electrical stimulation. The QXCI device allows for detection and correction at biological speeds or in excess of one hundredths of a second.

ELECTRICAL PROFILE OF INJURED TISSUE

Multiple dissimilar metal electrodes are placed on the body. The potential difference seen by the potential indicator is zero. When the tissue has been excited electrically to the left of electrode A, when the wave of excitation reaches the region under electrode A, A becomes negative with respect to electrode B and the indicator reads. As the wave of excitation passes onward toward electrode B and occupies the region between the two electrodes, the region under A is recovered and that under B has not yet become excited. There is no voltage potential under these conditions. The first (upward) phase of the monophasic action potential is thus complete. While the wave of excitation occupies the region under electrode B, the excitation wave becomes negative with respect to A, and hence the potential indicator will fall. Recovery occurs as the wave of excitation passes B, the membrane potential is re-established. The potential indicator reads zero. The downward phase of the action potential is thus complete. The time between onset of the action potential is set by the velocity of propagation in the tissue and the spacing interval of the electrodes. As we reduce the inter-electrode distance, the two monophasic action potentials will be closer to each other. The time factors are such that excitation occurs under electrode B before recovery is complete under A, so a smaller action potential results.

Electrodes detecting voltage potential

A B << Excitation

Skin surface wave propagation to left

This applies also to an isolated single strip or bundle of irritabile tissues having the same propagation velocity. If the tissue consists of a bundle of fibers having different velocities of propagation,

Homeopathic Treatment of Insomnia

XIII. HOMEOPATHIC TREATMENT OF INSOMNIA

(A Review of Clinical Protocol)

Abstract:

This short article reviews a natural protocol for treating insomnia. Treatments include behavioral medicine, psychology, nutrition and homeopathy.

Introduction:

Insomnia can result from a variety of conditions. Many patients have things on their minds at night that keep them awake. Often the sleep center is disoriented in the brain and can produce problems. Also, over-use of stimulants may be a cause. Too much caffeine, nicotine or other stimulants may be ingested which can also produce insomnia. Too much alcohol is a cause because although it is a sedative, its secondary effect is that of stimulation. So if we have one or two drinks before bed, they might help us to go to sleep, but we might wake up at two or three in the morning because of the stimulation-rebound effect of alcohol.

Insomnia is defined as difficulty in sleeping or disturbed sleep. For the elderly, sleep time tends to shorten. Sometimes stage four of sleep can disappear with age. Sleep becomes more disturbed. This is a pathogenic, unnatural condition. Most often this is iatrogenic; caused by medications. Emotional states, which are the most frequent cause of insomnia, can be aggravated by medications. Low-grade depression can affect sleep [Studies: 2]. Sleep medications often produce inverted sleep rhythms which can result in tiredness and lethargy during the day and interrupted sleep at night.

Insomnia is identified as either primary (chronic, somatic or psychic causes), or secondary (from pain, depression or anxiety) [Books: 13].

The most important factors to explore in the medical interview are:

1. Medications (stimulants or depressants)
2. Depression, lethargy, feelings of hopelessness
3. Anxiety, fears or phobias
4. Nutritional imbalance
5. Geopathological stress
6. Exercise deficiency or excess
7. Musculoskeletal pain or stress
8. Brain disturbances

Homeopathic Treatment of Cerebral Ischemia Risk Patients

**HOMEOPATHIC TREATMENT OF CEREBRAL
ISCHEMIA RISK PATIENTS**
(The Evaluation of a Homeopathic Chelation Program)

Chief Editor:

Judit Nagy, M.D., Independent Medical Editor, Budapest, Hungary

Edited and Validated By:

Istvan Szendrői, M.D., Budapest, Hungary
Dóra Farkas, M.D., Budapest, Hungary
Ilya Brenner, M.D., Institute of Oncology, Kiev, Ukraine
Peter Smith, L.O.M., Ormskirk, England
Dora Szendrői, M.D., Kiev, Ukraine
Tony Hughes, D.A.C., Dublin, Ireland
Peter Schell, D.O., London, England

Consultant:

Dr. Simon Out, M.D., Hannover, Germany

Developed By:

The staff of Natheya, Limerick, Ireland

Abstract:

In this paper a population of sixty-five patients were evaluated who were found to be at risk of cerebral ischemia. This was measured through the George's Circulatory Risk Test, and was further confirmed with many patients by Doppler tests, as well. The study outlines the procedure for evaluation and therapy. The homeopathic program was then utilized, and patient results were achieved at a significant level, showing that the homeopathic chelation program could help to break up congestion of the artery in a safe, natural process without surgery or synthetic drugs.

Clinical Study 1: Kirlian Photography as a Measure for VaRHOPE

Clinical Study 1 Kirlian photography as a Measure for VARHOPE

Dr. Rodu Stefan

A Romanian doctor used a kirlian photograph unit to do a test of the electrical systems validity. This Kirlian imagery device immerses the patient in a safe electrical plasma that can accentuate the presence of free electrical energy. Thus a type of electrical aura can be seen. Whatever you think of this technique and it's somewhat bizarre claims, it is undeniable that it is showing a reflection of the electrical field in certain areas of the body. He took pictures before and after chiropractic, acupuncture, and massage therapies. There was little change. But the pre post pictures of the SCIO system show an undeniable electrical change.

We report these findings and photos as preliminary speculative evidence of the proposed effect of the SCIO on the body electric.

In his pre and post pictures there are very astounding changes in the body electric shown by the Kirlian photography. This proves that the SCIO system is capable of producing and increased electrical field around the human. There was no double blind or use of a standard measure, so a new experiment was needed to be designed. We need to measure more critically the effect.

**EPFX Xrroid Analysis and Homeopathic Treatment for Cholesterol and Other
Blood Lipid Diseases**

***EPFX XRROID ANALYSIS AND
HOMEOPATHIC TREATMENT
FOR CHOLESTEROL AND
OTHER BLOOD LIPID DISEASE*** 1995

Authors: William C. Nelson, M.D.; Homeo Diagnostica, Budapest, Hungary
Wm. J. Cunningham, C. B. T.; Boulder, Colorado, U.S.A.

Abstract:

The Xrroid measure of electrophysiological reactivity has been used on many types of diseases. The Xrroid reactivity test was utilized in this study on several patients with excess blood cholesterol versus a control group of patients with correct blood lipid measurements. The testing process was blinded for best results.

In this study the QXCI medical device was shown to be effective in detecting cholesterol excess in the blood. The device was also shown to be effective in detecting various heart problems and risks such as infarction.

This article is a summary of the Xrroid reaction similarities in these groups, and we review the results of the homeopathic treatment of the patients with excess cholesterol. This article briefly reviews the electrical reactivity and homeopathic theories and their applications.

Evolution of Electrotherapy: From TENS to Cyberpharmacology

ADDRESS ADDRESS ADDRESS ADDRESS

Evolution of Electrotherapy: From TENS to Cyberpharmacology

C. Norman Shealy

Holos Institutes Of Health, Inc., Fair Grove, Missouri, U.S.A.

Saul Liss and Bernard S. Liss

MEDI Consultants, III C, Paterson, New Jersey, U.S.A.

The use of electricity in medicine is reviewed with special emphasis on its use for the treatment of pain that culminated in dorsal column stimulation and our development of the TENS device. We later found that pain relief could be enhanced with cranioelectrical stimulation which also relieved symptoms of depression via effects on serotonin. This chapter reviews effects on a host of other neurotransmitters following crania-electrical and electroacupuncture techniques that have led to an appreciation of five specific energetic circuits: the Ring of Fire, Ring of Air, Ring of Water, Ring of Earth, and Ring of Crystal. The acupuncture sites and cyberpharmacologic significance of each of these are explained.

Complementary and Alternative Therapy Used in Adult Survivors of Childhood Cancer

Pediatr Blood Cancer, 2008 Jan; 50(1):90-7.

Complementary and alternative therapy use in adult survivors of childhood cancer: a report from the Childhood Cancer Survivor Study.

Mertens AC, Stancer S, Myers CD, Reckliff C, Kadan-Lottick N, Whitten J, Marina N, Robinson LL, Zeltzer L.

University of Minnesota, Minneapolis, Minnesota, USA. mertens@epi.umn.edu

BACKGROUND: Little information is available on the use of complementary and alternative medicine (CAM) in long-term survivors of childhood and adolescent cancer. **PROCEDURE:** The Childhood Cancer Survivor Study (CCSS) is a resource evaluating the long-term effects of cancer and associated therapies in 5-year survivors of childhood and adolescent cancer diagnosed between 1970 and 1986 before the age of 21 years. A survey of CAM use during the previous year was distributed in 2000-2001 and completed by 9,984 survivors and 7,474 sibling controls. **RESULTS:** CAM use reporting was similar in cases (39.4%) and siblings (41.1%). Compared to female siblings, female survivors were more likely to use biofeedback (odds ratio (OR) = 3.3; 95% CI = 1.0-10.8) and hypnosis guided imagery (OR = 3.2; 95% CI = 1.6-6.8); male survivors were more likely than male siblings to use herbal remedies (OR = 1.3; 95% CI = 1.1-1.6). Factors associated with CAM use in survivors included elevated scores on the brief symptom inventory (BSI)-18 (OR = 1.6; 95% CI = 1.3-1.9), prolonged pain (OR = 1.5; 95% CI = 1.3-1.7), and having seen a physician in the past 2 years (OR = 1.6; 95% CI = 1.4-1.8). Survivors reporting low alcohol intake and excellent or good general health reported lower levels of CAM use (OR = 0.7; 95% CI = 0.7-0.8 and OR = 0.8; 95% CI = 0.7-0.9, respectively). **CONCLUSIONS:** Survivors have a similar reported use of CAM compared to a sibling cohort. However, our data suggest that survivors turn to CAM for specific symptoms related to previous diagnosis and treatment. Future research is needed to determine whether CAM use reflects unmet health needs in this population. (c) 2007 Wiley-Liss, Inc.

PMID: 17366533 [PubMed - indexed for MEDLINE]

TCM Pathology Elements Objectively Evidenced by Resonant Neurological Phenomena

TCM PATHOLOGY ELEMENTS OBJECTIVELY EVIDENCED BY RESONANT NEUROLOGICAL PHENOMENA

Authors: Dr. Mersi Isuf; Dr. Mersi Isuf-Dan;
CENTRUL MEDICAL TONGTIAN
SIGHISOARA

Longtime has TCM been ignored or refuted by academic medicine, partly because of not understanding its action mechanisms, because of a very subjective interpretation but mainly because of the non correspondence of oriental semantics and semiology with the academic scientific one. Even important steps have been made towards the understanding of the action mechanisms of acupuncture, its neuro-humoral interpretation, the understanding and objectively demonstration of its energetic ethiopathogenic and physiopathology concepts of TCM are far from being accomplished.

Our days when only evidence based medicine is accepted, the understanding and objectivation of the basic concepts of energetic pathology towards the known neurophysiological and humoral accepted terms, is necessary but not so easy to carry out. A promising perspective is the use of quantum biology applied to the processes of the living and the development of adequate tools and devices having the same basic principles of quantum physics and physiology.

The authors present in this paper their results of the medical examinations of patients from Medical Center Tongtian, having applied the bioresonance principle and trivector analysis, showing resonant correlations of some TCM elements of pathology, with aspects of modern physiopathology and ethiopathogeny. The chosen pathology was that of Liver Qi stagnation, diagnosed and analysed by the Universal Electrophysiological System, sold in Europe as the QXCI SCIO device and in USA under EPTX.

Given the complexity of the examination and that of the principle of quantum medicine, the authors present only in an introductory paper some aspects regarding the external and internal traditional energetic pathology of the liver, correlated with known concepts of chronic liver inflammation, fatty liver and Wilson disease.

The known ethiopathogenic aspects are revealed in context of harmonic resonance with the concepts of traditional energetic pathology. The authors describe also another method complementary to the one used before, the detection, measurement and analysis of Chinese pulses by hand of PAS (pulse analysis system) developed by the Academy for Pulse Analysis.

The emerging conclusion is that we cannot regard separately the two medical systems, that each of them, depending the level they observe, are analysing and diagnosing the patient, that they express the same truth not being in contradiction to each other but being sides of INTEGRATED MEDICINE which has the aim of re-establishing and preserving the health of the human being having at their base the principle of Hippocrates: "primum non nocere".

SPECIAL NOTE ON LECTINS, NATURAL ANTI-VIRALS, HOMEOPATHICS and NUTRIENTS VALUABLE IN THE TREATMENT OF AIDS

By: W. Nelson, LPCC, M.D.

This article will review a protocol for treating AIDS patients. This protocol has had clinical validation and superlative effects.

Lectins are naturally occurring substances that mostly are found in the plant kingdom. Lectins are proteins or glycoproteins that are not made by the immune system of a human but can influence the immune system of a human. Lectins influence agglutination and precipitate complex carbohydrates. The agglutination activity of these highly specific carbohydrate binding molecules is usually inhibited by a simple monosaccharide. For some lectins Di, Tri, or Poly saccharides are required. The plant source often carries the needed molecules for action.

Many Lectins produce stimulation effects on the manufacture of lymphocytes. In fact several of these compounds have mitogenic stimulation of T-cell Lymphocytes. In the last study on the treatment of children with AIDS the use of the miso soups reflect the use of some lectins.

But if we review the Lectin research we can see a more refined type of soup prescription. "The effects of T-cell stimulation can indeed be of the utmost importance to the AIDS patient.

Biological research has shown several substances to produce this Mitogenic effect. Many of these herbal compounds are in the New Vistas Product Known as Hemo-A. This product has been tested in cell culture and clinically and proven its ability. But there are many compounds that can provide some dietary effect. We recommend combining the diet of these foods with the Hemo -A. Many of the best naturally occurring sources of Lectins are herbal controlled substances that are put into the Hemo A. So combining this with the diet has maximum effects.

advert/reklam



Spinal **injury and pain**

Using MTENS, and TVEP the SCIO can treat the spinal area
for injury and pain.

Sending in an auto-focused sophisticated pulse different for
each patient based on their personal electrical needs.

For more information on the SCIO and purchase details please get in touch with us

Maitreya Kft.

tel: +3613035043 | web: www.qxsubspace.com | e-mail: info@qxsubspace.com

Mathematical Modeling of Chronic Wound Healing

ELECTRO- AND MAGNETOBIOLOGY, 17(2), 237-242 (1998)

MATHEMATICAL MODELING OF CHRONIC WOUND HEALING

David Cukjati, Stanislav Roberšek, Rimona Karba, and Danijana Miklavčič
University of Ljubljana
SI-1001 Ljubljana, Slovenia

Key words: Electric stimulation; Pressure ulcers; Curve fitting

ABSTRACT

The wound healing process has previously been modeled with exponential or with linear curves. In the present study, we proposed a new model called the delayed exponential model, and compared all three models. Assessment of the models was based on healing data for two large groups of pressure ulcers in spinal-cord-injured (SCI) patients. The first group consisted of conventionally treated wounds and the second group of wounds additionally treated with biphasic electric-current-pulse stimulation, which was applied locally to the wound. Linear, exponential, and delayed exponential curves were fitted to experimental data (weekly measurements of the wound surface area). Numerical criteria, in the form of the least sum of squares of errors and goodness-of-fit, were calculated for each wound and model. Both numerical criteria showed that the delayed exponential model offers the best fit of the three models tested.

Nostril Flow and Mental Ideation

Nostril Flow and Mental Ideation

By William C. Nelson Director of the Buckeye Elks Youth Center

Abstract:

The back of the nose is the only ipse-lateral sense. The other senses are contra-lateral to the brain. This means the right eye, right ear, right hand is controlled by the left brain. The left eye, left ear, left hand is controlled by the right brain. The right nostril stimulates the right brain; the left nostril stimulates the left brain. Could nostril flow affect the brain?

The effects of nostril flow on a group of 32 youngsters were tested. Our hypothesis is that the nostril flow has effects on the brain. The 32 children were members of the Buckeye Elks Youth Center here in Youngstown, Ohio. We observed the nostril flow with a mirror under the nose to calculate the flow of one side of the nose versus the other. During afternoons of play it was shown that an oscillation naturally happens between nostril preferences over a 15 to 30 min cycle. By using a mental inventory of mental attitude, we found that when a child was preferring the right nostril their mental state tended to be more imaginary, day dreamy and intuitive. When using the left nostril, the mind was more verbal logical and linear.

We then supposed what if the child was restricted to one nostril, could the nostril affect the mood. During a day of play with both mental logic and imagery artistic available would the child with a nostril closed start to prefer play based on the stimulated hemisphere. The children with left nostril open choose more logic and verbal games and reported more word thinking. The children with the right nostril open choose more imaginative nonverbal artistic games. Thus the nostril could affect the mental attitude.

Alternate nostril breathing is an ancient way of stabilizing the mind. This study shows the balancing effects might be possible if we stimulate both sides of the brain.

Ophthalmic Research

Ophthalmic Research

Abstract

Endogenous electric fields (EF) have long been known to influence cell behaviour during development, neural cell tropism, wound healing and cell behaviour generally. The effect is based on short circuiting of electrical potential differences across cell and tissue boundaries generated by ionic segregation. Recent *in vitro* and *in vivo* studies have shown that EF regulate not only cell movement but orientation of cells during mitosis, an effect which may underlie shaping of tissues and organs. The molecular basis of this effect is founded on receptor-mediated cell signalling events and alterations in cytoskeletal function as revealed in studies of gene deficient cells. Remarkably, not all cells respond directionally to EF in the same way and this has consequences, for instance, for lens development and vascular remodelling. The physical basis of EF effect may be related to changes induced in 'bound water' at the cell surface, whose organisation in association with trans-membrane proteins (e.g. receptors) is disrupted when EF are generated.

QQC A Device for Measuring The Electronic Signature of Homeopathy

QQC, A DEVICE FOR MEASURING
THE ELECTRONIC SIGNATURE OF HOMEOPATHY

SUBTITLE
THE TRIVECTOR ANALYSIS OF
HOMEOPATHIC MEDICATIONS

BY
PROF. WILLIAM C. NELSON MD

ABSTRACT: There is evidence for resonant and anti resonant frequencies of different biological substances. There is also some research there is the same in homeopathic medicines. These Homeopaths also have capacitance and inductance fields that can be measured. When challenged trace substances reveal volt and amperage profiles from oxidation and reduction reactions. Volt-ammetry is traditionally used in analytic chemistry. The basic capacities of electronics are voltage, amperage, and resistance. They are mathematically related in Ohms law. There are other mathematical relations that relate capacitance and induction as variables. The resonant frequency is a mathematical relation of capacitance and inductance.

This article brings all of these factors together in a single precept. That a biological substance or a homeopathic can possess an electronic signature. This signature will be a tri-vector signal

QXCI and Superlearning

QXCI AND SUPERLEARNING 1991

Chief Editor:

W.C Nelson Denver Co 1991

Peer Review By:

Gyilla Panszki, M.D.; Budapest, Hungary

Ilyia Brenner, M.D.; Institute of Oncology, Kiev, Ukraine

Dima Sakharov, Ph.D.; Kiev, Ukraine

Richard Atkinson, MCSP, State-registered Physical Therapist;

West Yorkshire, England

Christopher Hammond, MB. BS. LCH; Nottinghamshire, England

Dr. Michael Gerber; Reno, Nevada; U.S.A.

© UMSH 2000

Abstract

In this short article we review some basic foundations of enhanced learning or as Sheila Watson once described it superlearning. We will discuss the theory and the use of the QXCI biofeedback system in superlearning context. A short study on the effectiveness of Sheila Watson superlearning system is challenged by having 19 students try to learn some foreign vocabulary words with or without the system. The relaxation had considerable positive effects. The students could learn twice as much in half the time.

Key Words: Superlearning, harmonic, memory enhancement, frequency, Lozonov

Auto-Immunization

AUTO IMMUNIZATION NELSONIAN THERAPY (AINT)

By: W. C. Nelson M.D.

In 1994 a major AIDS conference was held in Japan. The overall conference was very successful, and many types of discoveries were encountered regarding prolonging the life of the AIDS patient. One basic conclusion arose from this convention, however. The basic conclusion reported on five major news networks was that whatever we are doing for AIDS research is not working to complete satisfaction. Therefore, a new direction is definitely needed: a new direction for diagnosis, and especially towards cure, must be investigated.

There was an overall plea made at this convention for new directions of research. The previous directions of research have all been around certain synthetic, chemical dimensions. Chemical companies are looking for a magic bullet, some type of immunization therapy from which they could profit after doing their research.

We basically feel that we have this new direction, and that this new direction lies in the field of homeopathy and electro reactivity. In our study of the electrical reactivity of AIDS patients in Budapest, Hungary, we found that there is indeed a specific profile of compounds to which the patients reacted [Studies: 4].

We also treated the patients with the homeopathic pharmaceutical technique which we have outlined in this brief paper. This is the Auto Immunization Nelsonian Technique, in which we took a drop of

QXCI – SCIO-EPFX Heart Analysis Study

"To reach the unreachable star"

by Khoo, Nebel

June 1994

I. General considerations

The QXCI/SCIO/EPFX automated ECG analysis program based on the basic principles of artificial intelligence techniques, it will analyzing the ECG curves like the cardiologists in the "real world": a view for the whole registration, an "aptent" impression about the constant rhythm, the widening of QRS-wave, the uniformity of QRS- and P-waves, etc. The more sophisticated analysis – exact measurement of the time intervals, amplitudes – is taken place at the next step. Finally the definitive ECG diagnosis is made by the matching of the measured values (rwa- and rswaves features) and the possible clusters of the ECG contextual diagnosis.

The automated ECG diagnosis program was developed by 400 registrations (learning phase) and was tested on 218 ECG curves (the demonstration database related to the later).

II. Practical recommendations

1. The first and last waves are outliers for the analysis
2. In the case of short registration the rhythm analysis is not well conditioned
3. In noisy ECG the exact determination of the waves' end-points would be uncertain
4. The registration failure (especially in lead V1 [QRS - screening] and in the standard leads) may cause wrong interpretation
5. Because of the low specificity, sensitivity and predictive values of the resting ECG in coronary artery disease, the system gives only ECG descriptors and not clinical (ECG) diagnosis in these cases.

The Aflatoxin

THE AFLATOXIN

The efficiency of SC10[®] in identifying the AFLATOXIN contamination in a child only 5 months old, that shows fetal morpho-genetic malformations of "acromegalic" type, a process in which the AFLATOXIN is probably involved.



The SCIO as a Pre Diagnostic with Comparative InfraRed Thermal Scan

The SCIO as a Pre-diagnostic with Comparative InfraRed Thermal Scan

By Dr Radu Ștefan

August 2008, Bucharest, Romania

The SCIO has proven itself to be a very valuable tool in our doctor office. The accuracy of the device is uncanny. The SCIO tells us reactions from the patient's unconscious that are not always the same as the patient's or the doctor's idea of what is important. But in this paper we compare the SCIO test reactions with the results of our InfraRed (IR) device. We include photos and descriptions of the comparative results of each device. The SIO has performed very well as a pre-diagnostic screen. Because the SIO is safe and harmless it makes an easy tool to guide a doctor into the next set of validation tests.

In the moment of the SCIO and IR test, the patient at issue was taken care of by certain university medical units. It is important to notice that these patients were under the care and care of so-called medical doctor attention. In their despair, they felt the strong need to require a SCIO test, too. The hazard or maybe even Karma made possible that they benefit from a Thermographic - IR investigation.

Thanks to the strong valuations of degenerative risk in a Line B neoplasm, I had the intuition-revelation that these tests could be confirmed at the IR thermographic exam. Thermographic modifications referred to hypervascularization, reactive hyperthermia with significant Delta T thermal gradient, as well as expansion of the metastasis process in the satellite lymphatic stations.

The 2 energetic investigations, SCIO and IR sustain one another. The arguments leading to this conclusion are as follows:

The Science Behind the SCIO – Binaural Noise Therapy and Brainwave Stimulation


The Science Behind SCIO Binaural Noise Therapy and Brainwave Stimulation

What are Brainwaves?

Your brain is made up of billions of brain cells called neurons, which use electricity to communicate with each other. The combination of millions of neurons sending signals at once produces an enormous amount of electrical activity in the brain, which can be detected using sensitive medical equipment (such as an EEG), measuring electricity levels over areas of the scalp.

The combination of electrical activity of the brain is commonly called a BrainWave pattern, because of its cyclic, "wave-like" nature.

Below is one of the first recordings of brain activity:



Here is a more modern EEG recording:



The Significance of Brainwaves

With the discovery of brainwaves came the discovery that electrical activity in the brain will change depending on what the person is doing. For instance, the brainwaves of a sleeping person are vastly different than the brainwaves of someone wide awake. Over the years, more sensitive equipment has brought us closer to figuring out exactly what brainwaves represent and with that, what they mean about a person's health and state of mind.

You can tell a lot about a person simply by observing their brainwave patterns. For example, anxious people tend to produce an overabundance of high Beta waves while people with ADD/ADHD tend to produce an overabundance of slower Alpha/Theta brainwaves.

Researchers have found that not only are brainwaves representative of of mental state, but they can be stimulated to change a person's mental state, and even help with a variety of mental disorders.

Stimulating brainwaves with sound

NNS stimulates brainwaves through a scientific process known as Brainwave Entrainment.

What is Brainwave Entrainment?

Brainwave Entrainment refers to the brain's electrical response to rhythmic sensory stimulation, such as pulses of sound or light.

SCIO and Superlearning

SCIO AND SUPERLEARNING

a Retrospective Review 2001

Chief Editor:

N. Vilmos, M.D.; Independent Medical Editor; Budapest, Hungary

Peer Review By:

Gyula Panszki, M.D.; Budapest, Hungary

Ilysa Brenner, M.D.; Institute of Oncology; Kiev, Ukraine

Dima Sakharov, Ph.D.; Kiev, Ukraine

Richard Atkinson, MCSP, State-registered Physical Therapist;
West Yorkshire, England

Christopher Hammond, MB, BS, LCH; Nottinghamshire, England

Dr. Michael Gerber; Reno, Nevada; U.S.A.

© IJMSH 2001

Abstract

In this short article we review some basic foundations of enhanced learning or as Sheila Watson once described it superlearning. We will discuss the theory and the use of the QXCI biofeedback system in superlearning context. A short study on the effectiveness of Sheila Watson superlearning system is challenged by having 19 students try to learn some foreign vocabulary words with or without the system. The relaxation had considerable positive effects. The students could learn twice as much in half the time.

Key Words: Superlearning, harmonic, memory enhancement, frequency, Lozonov

The SCIO Treatment of Amplitude Disorders in ADHD and Autism

The SCIO Treatment of Amplitude Disorders in ADHD and Autism

To explain about the VARHOPE scores is a good question for one with no training in electronics. We would like to see the resume of the person asking for clarification so we could understand his lack of ability to understand issues like voltage. But I will now make a very simple and easy to understand explanation. Please read my attached article Electrical Measures of the Body the following is an excerpt. Autism and ADHD have a correlate to low brain wave amplitude which is treated with the SCIO.

In 5th grade we are all taught a basic scientific fact, we are made of atoms. All things are made of atoms. Atoms are made of electrons, protons, neutrons, and other much less numerous subatomic particles. The electrons and protons make up by far most of things and thus most of our bodies. The electrons and protons are electrically charged. The

1 0

Stimulation of Sports Performance and Relief of Sport Pain with a Natural Yeast Formula with Special Consideration of the SCIO

Stimulation of Sports Performance and relief of Sports Pains with a Natural Herbal Yeast Formula with Special consideration of the SCIO

Towards a Natural Oxygenation and Sports Stimulation Formula

Chief Editor: William Nelson, Prof Medicine IMUNE

Edited and Validated By:

Christian Sirbu Dr of Homeopathy, Budapest, Hungary

Istvan Bandics, M.D.; Budapest, Hungary

Gylla Panszki, M.D.; Budapest, Hungary

Developed By:

The staff of IMUNE 1997

Abstract

This study tests the effects of a natural oxygenation formula on sport fatigue pain, and sport performance. The SCIO treatment provides a basic repair stimulation signal for cellular rejuvenation. Diseased tissue has a different type of electrical signature than healthy tissue. When the SCIO detects an injured tissue signal it responds with a curative stimulation electrical pattern to promote and speed healing. There are also many additional effects from the device to enhance sport performance in general

Key Words: Stimulation, Flower Pollen, Pangamic Acid, Oxygenation, Xrroid, SCIO

Testimonials

*This document is a collection of just a
small amount of the most recent
testimonials from around the world
Enjoy freedom of speech as it exists today*

Testimonial 2006-06-28

To: open letter
From: Larry & Maria
Re: Long pictures before and after EPPX-SCBO
06-13-----06-28-2006

Hello:

We have owned and operated the QTCI-EPPX-SCBO for over 2 years and have several people and animals that are very happy with the results.

On 06-13, this year after a few days of spitting up blood, my Doctor sent me to a Pulmonary Specialist and they on the said date went down into my lung through my throat and took the above picture related to as "before". The Doctor called in another Specialist who there are only three in the State of Washington where I reside, and this Doctor after viewing a Cat Scan, and other X-rays of my chest, and the mentioned lung picture, stated that he would have to go into my lung in the same manner as was done on 06-13, and use electric fire and burn away the tumor to see what was behind the said tumor. He advised me of the dangers. Also that it was believed to be the C word. Between 06-13 and 06-28-06 myself, my wife and a friend with a SCBO worked on my lungs.

On 06-28, the Doctor went into my lungs and took the second picture and was astonished that there was nothing there. I had told him that the blood coming from my lungs had stopped. I certainly credit the SCBO and I believe it is a wonderful tool for all living creatures and for my good fortune to having been introduced to it and above all, following through with owning one.

Respectfully yours, Larry and Maria

advert/reklam



Spinal **injury and pain**

Using MTENS, and TVEP the SCIO can treat the spinal area
for injury and pain.

Sending in an auto-focused sophisticated pulse different for
each patient based on their personal electrical needs.



For more information on the SCIO and purchase details please get in touch with us
Maitreya Kft.
tel: +3613035043 | web: www.qxsubspace.com | e-mail: info@qxsubspace.com

Clinical Study No. 2 – VARHOPE Improvements in a Clinical Setting

Clinical Study No. 2 - VARHOPE Improvements in a Clinical Setting

By Jonathan Sargent

ABSTRACT

We are made up of atoms that are mostly electrons and protons. The outer electrons of any atom or molecule never touch. The outer electrons of any atom or molecule never touch another set of electrons. The entire interaction is through electro-magnetic-static, quantic, or other interactive fields.

There is Electrical energy in the human body. The most simple factors of anything electrical are the volts amps and resistance. This makes up Ohms law of electronics, where Volts = Amps times Resistance. This is a correlation not an exact law. Oscillations of the volts and amps give us the frequency of a current. Fluctuations of these calculations can be used in virtual or mathematical ways to calculate other biological factors. There are norms of the body electric variables relative to age and lifestyle.

Thus the key Bio-electric factors of Volts Amps Resistance Hydration Oxidation and Proton versus Electron charge stability are measurable with the SCIO. Then device then using a cybernetic biofeedback loop can help to stabilize the VARHOPE of a client.

In this study we assay the VARHOPE scores of several clients. In all cases there is a significant improvement in the bio-electric after a simple SCIO therapist lead session.

This study shows three cases and an overview of one hundred cases.

The Trivector Analysis of the Electronic Signatures of Homeopathy

TITLE
THE TRIVECTOR ANALYSIS OF
THE ELECTRONIC SIGNATURE OF HOMEOPATHY
SUBTITLE
OF
QUANTUM QUALITY CONTROL - QQC
TWO DECADES OF SERVICE
BY
PROF. WILLIAM C. NELSON MD IMMUNE

ABSTRACT: The first proposition of the electrical signature of a homeopathic was put forward by Reinhold VOLL. He called it medication testing. In 1958 Nelson had theorized the proposition in more engineering terms. In 1974 at Youngstown State University Nelson had successfully proven the trivector reactive field of a turnat thru subspace. Then the science was outlined in the PROMORPHIEUG. Here a basic treatise of Quantum Electro Dynamics was used.

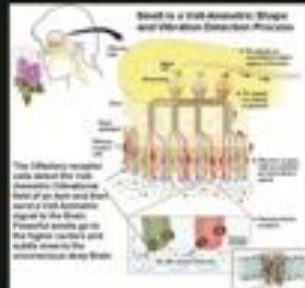
By 1985 there was a working model of a trivector analysis and it was reliably tested as part of the EPFX system in 1989. Now over 25,000 devices, hundreds of clinical articles, and hundreds of millions of patient visits there is an undeniable truth to the safety and efficacy of the trivector analysis system. This is a review.

There is evidence for resonant and anti resonant frequencies of different biological substances. There is also some research there is the same in homeopathic medicines. These homeopathics also have capacitance and inductance fields that can be measured. When challenged trace substances reveal volt and ampereage profiles from oxidation and reduction reactions. Voltammetry is traditionally used in analytic chemistry. The basic capacities of electronics are voltage, amperage, and resistance. They are mathematically related in Ohms law. There are other mathematical relations that relate capacitance and inductance as variables. The resonant frequency is a mathematical relation of capacitance and inductance.

This article briefly reviews all of these factors together. That a biological substance or a homeopathic can possess an electronic trivector signature. This signature will be a tri-vector signal paralleling the right hand rule of electronics. This rule states that as an electron moves, it generates a magnetic field at 90 degrees and then a static field at another ninety degrees. Thus the conductance, inductance, and capacitance field of a homeopathic makes up its trivector electronic signature. This is the basis of a standard accepted in chemistry known as Electro-chemistry. There are thousands of articles about electro-chemistry.

ELECTRO-SENSE

Everything is made of atoms with electrical fields. Every cell is an electrical dynamo of energetic photonic, quantic electro-magnetic-static activity. The Angel researches the Electro-Sense of humans and the body electric to make a complete energetic medicine device to help save the world, the EPFX / SCIO.



We can take the QQC Voltammetric patterns of different vitamins, homeopathics, nosodes, sarcodes, allersodes. Then amplify them over 10 million times and send them into the body as a safe micro current stimulation. Using a recognized proven scientific method of electro analytical modern chemistry "Transcutaneous Voltammetric Evoked Potential" the biofeedback device EPFX is for over two decades registered around the world as medically safe effective and drugless with no side effects.

And this is the reason the powerful Drug Co. hate and fear the messenger Angel, Desiré.

SHARK SENSES ELECTRICITY

by Mary Ann Bailavi & Stephanie Parker



The Bonnethead Shark has an electrosense that is five million times greater than the electrosense of humans.

The Shark lives in an electro conductive media, salt water. The Human has developed his electrical sense into the sense of smell (energetic shape detection)



A shark's ampullae of Lorenzini are able to feel electric currents at short ranges.

All living things emit a small electrical current, a shark can feel it from 0-8 Hz.

The electrosense in humans has evolved into the Olfaction shape detection sense. Voltammetric shape readings of various homeopathics are used to measure the Electro-Physiological-Reactivity (EPR) of patients.



The electro field of fish

QED TVEP Biofeedback, Gut Dysbiosis and Hypomonocytosis Clinical SOAP Correlation Study

QED TVEP Biofeedback, Gut Dysbiosis & Hypomonocytosis Clinical SOAP Correlation Study

IRB supervision: Under the supervision of Ethics International of Romania acting as the IRB for this study under rights of International law. This study was commissioned by Ethics International in 2001.

Gut Dysbiosis multidimensional analysis is compared to bioelectric Quantum Electro Dynamic Biofeedback (QEDBF). QEDBF's key WARHOPE & Cellular Vitality Index (CVI) indicators are clinically correlated with subjective clinical context of stress to determine if they reliably mirror conventional of systemic Hyper or Hypo-Monocytosis, Hyperlipidemia, and Hyperuricemia, or other immune indexes that indicate confirmation of the activation of the immune cascade (called the TH2 Induction Stress Response which leads to lymphoma and autoimmune disease). We intend to

Abstract

This Gut dysbiotic study to quantify immune induction, comparing old to new tools like biocommunication scanners like the QEDBF, is the first study of its kind in Canada to confirm the safety and efficacy of the Quantum Electro Dynamic Bio-Feedback (QEDBF) using the Electro-physiologic feedback x-mat or EFX scanner as well as to confirm the recognition of bioterrain disruption. We map with subjective surveys, compared to conventional and complementary testing methods to map the lay out of the immune system, nutrition, toxic load, mood, social stress and other factors like Candidiasis, parasite overload or celiac disease. We compare the QEDBF findings with the high clinical suspicion that stressed individuals, as determined by low peripheral white blood cell absolute Monocyte count, may harbor occult pathogenic infections.

We studied 50 voluntary, ambulatory, community based male and female middle aged patients in great detail, using 7 health surveys, dozens of conventional and research screening tests in hematology, biochemistry, autoimmune, specialized brain cerebro-ganglioside markers. We tested a further 50 subjects with QEDBF for comparison and trends, and further compared 10 randomly selected subjects to be evaluated with QEDBF testing. The goal is to determine what historical, risk, or symptomatic, signs or lab tests provide the forewarning. It appears through observation that stress and immune induction are forecast when the bioterrain conditions permit loss of homeostasis. This study focuses on the correlation of hyper or hypomonocytosis with low reactivity (low grounding minerals from a variety of causes). We correlate stress and exhaustion from biochemical and bioelectric perspective and attempt to map under close research control,

TVEP Literature Review and 2011 New Research

TVEP Literature Review and 2011 New Research

STUDY INFORMATION

SUPERVISING RESEARCHER: Dr. Dana Gyöngy, MD, Licensed Hungarian Medical Doctor

written and edited by Desire' Dubouret Professor of Medicine IMUNE

DATES: March 2011

SPONSOR

Maitreya Kft.

H-1089 Budapest,

Kalvaria ter 2.

Hungary

Phone: 36-1-303-6043

Fax: 36-1-210-9340

MONITOR

IMUNE (International Medical University of Natural Education)

Abstract

The SOIO device is EC registered to detect the Transcutaneous Voltammetric Evoked Potential (TVEP) of a patient. Using electrodes placed over the skin (Transcutaneous) measuring volt, amp, resistance and oscillation changes (Voltammetric) and measuring reactions to stimuli (Evoked Potential) the SOIO device is registered to do TVEP. In this article a brief review of medical doctor studies published in peer reviewed medical journals done over a twenty year period in England, Canada, America, Hungary, Germany, Switzerland, South Africa, Mozambique, France, Japan, Ghana, China, and Romania will more than validate the TVEP. Studies have shown time tested validity and medical acceptance of the art of TVEP.

In this study we assay the amount of repeated items in a pre and post Xroid test of treatment versus placebo testing. In the placebo group the test is set on subspace only. During our research on patients we test the pre and post Xroid test of over 10,000 voltammetric signatures of various items after a treatment or a placebo treatment. The top reactant items are calculated. In the post test significantly more repeated items show that the TVEP reactivity is functioning compared to the placebo group.

There have been tens of thousands of therapists confirming the TVEP everyday in the field and thousands of testimonials. But this paper is just to present the peer reviewed medical papers and the new 2011 research as proof of the validity of safety and efficacy of the TVEP.

A Short Study on a Natural Relaxant

Title:

A SHORT STUDY ON A NATURAL RELAXANT

(A Natural Valium Effect on Normal Patient Population)

Chief Editor:

Judit Nagy, M.D.: Independent Medical Editor, Budapest, Hungary

Edited and Validated By:

Istvan Sandos, M.D.: Budapest, Hungary
Gyula Patacki, M.D.: Budapest, Hungary
Ilya Brenner, M.D.: Institute of Oncology, Kiev, Ukraine
Peter Smith, LCH, Cornwall, England
Dima Salharov, Ph.D.: Kiev, Ukraine
Tony Hughes, D.A.S.: Dublin, Ireland
Peter Bartlett, D.O.: London, England
Katalin Kiss, M.D.: Győr, Hungary
Richard Atkinson, MCSP, State-registered Physical Therapist,
West Yorkshire, England

Christopher Hammond, MB, BS, LCH, Nottinghamshire, England
Dr. Michael Deber, Reno, Nevada, U.S.A.

Consultant:

Dr. Simon Gutz, M.D.: Hanover, Germany

Developed By:

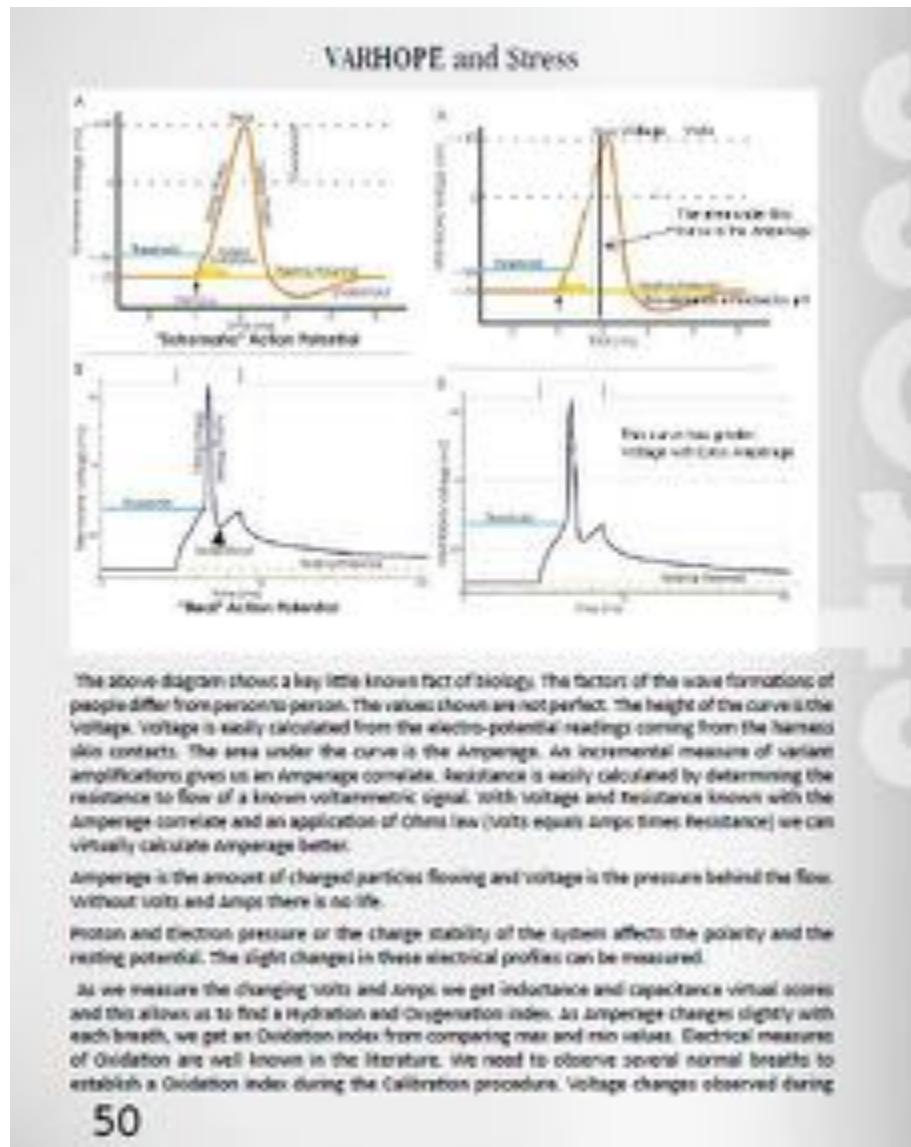
The staff of Malibeya, Limerick, Ireland

This study was performed in 1994 in Budapest, Hungary. Revalidation and further clinical testing are currently being performed by medical doctors in Budapest, Hungary, and by the doctors listed above.

Abstract:

A group of volunteers were asked to take the Relax combination homeopathic so that safety and efficacy issues could be determined. The Relax is designed as a muscle relaxant, and should help to prompt the relaxation of muscles as well as ease patients to sleep. This compound contains valerian and other homeopathic relaxants. This compound was developed as a safe, natural muscle relaxant and stress reducer. The patient population had no measurable disorders, but was asked to rate the effects of the Relax and how well it worked. The study shows that the Relax worked well in relaxing the patients' muscles, and prompted them to go to sleep.

Varhope and Stress



Varhope Changes in a SCIO Session

VARHOPE Changes in a SCIO Session

Subtitle:

Correction of aberrant body electric profiles such as voltage, amperage, resistance impedance, proton + electron pressure

Abstract:

This study demonstrates the safety and effective qualities of the SCIO device used in a large scale study. A large scale study of over 97,000 patients with over 320,000 patient visits reported their diseases. The SCIO measures global electrical measures of the body. When there are abnormal measures of the electro-physiological factors, the device allows a feedback loop between the Central Nervous System (CNS) of the patient and the device. Of the patient visits listed some 50 plus % showed very low electro-physiological factors, below 30% normal. The cybernetic electro-physiological feedback loop was then used to help the patient reduce stress and thus improve the electro-physiological factors. There was improvement in over 95% of the electro-physiological measures at the end of the session (post test) versus the pre test. The average improvement in electro-physiological VARHOPE factors is 5%. These patients reported stress reduction and improved well being as well.

Varhope Improvements in a Clinical Setting in Toronto, Canada on the SCIO Device

VARHOPE Improvements in a Clinical Setting in Toronto Canada on the SCIO device

By Jonathan Sargent

ABSTRACT: We are made up of atoms that are mostly electrons and protons. The outer electrons of any atom or molecule never touch. The outer electrons of any atom or molecule never touch another set of electrons. The entire interaction is through electro-magnetic-static, quantum, or other interactive fields.

There is Electrical energy in the human body. The simplest factors of anything electrical are the volts amps and resistance. This makes up Ohms law of electronics, where Volts = Amps times Resistance. This is a correlation not an exact law. Oscillations of the volts and amps give us the frequency of a current. Fluctuations of these calculations can be used in virtual or mathematical ways to calculate other biological factors. There are norms of the body electric variables relative to age and lifestyle.

Thus the key Bio-electric factors of Volts Amps Resistance Hydration Oxidation and Proton versus Electron charge stability are measurable with the SCIO. Then device then using a cybernetic biofeedback loop can help to stabilize the VARHOPE of a client. In this study we assay the VARHOPE scores of several clients. In all cases there is a significant improvement in the bio-electric after a simple SCIO therapist lead session. This study shows three cases and an overview of one hundred cases.

A Study to Detect the Efficacy of Micro-Current Electrical Therapy on Decubitus Wound

Research Paper

J. Med. Sci., 7 (9): 1320-1324
15th November, 2007

JMS (ISSN 1592-4474) is an International, peer-reviewed scientific journal that publishes original article in experimental & clinical medicine and related disciplines such as molecular biology, biochemistry, genetics, biophysics, bio-and medical technology. JMS is issued eight times per year on paper and in electronic format.

For further information about this article or if you need reprints, please contact:

M.O. Ullah
Department of Statistics,
Shaheed University of
Science and Technology,
Sylhet, Bangladesh.

A Study to Detect the Efficacy of Micro-Current Electrical Therapy on Decubitus Wound

M.O. Ullah

This study tries to point out the effectiveness of Micro-current electrical therapy on decubitus wound of patients in different hospitals. The analysis shows that Micro-current Electrical Therapy (MET) has significant effect on healing the wound. The analysis also show that wound of female patients are healing significantly better than that of male patients and age is significantly influence for slightly decreasing the healing of wound.

Key words: Decubitus wound, Micro-current Electrical Therapy (MET), multiple regression.

Analysis of Xrroid Reactivity Readings of AIDS Patients in Budapest

DATE: SEPTEMBER 20, 1994

RE: ANALYSIS OF XRROID REACTIVITY READINGS OF AIDS PATIENTS IN BUDAPEST

ABSTRACT

Twenty-two ambulatory AIDS patients in Budapest were studied for xrroid electrical reactivity readings. The electrical reactivity patterns and reactive substances that were in the highest faction of reactivity. In other words, those reactants that were statistically significant are compared in the groups of the AIDS patients taking the AZT as well as the AIDS patients that were treated with homeopathic and nutritional items. The purpose of the study was to analysis similarities and consistencies in their electrical reactivity patterns over the course of four measurements. This took place during the 4th, 5th, 6th and 7th month of 1994. During these months there was also a homeopathic and nutritional intervention done on several of these patients to see the effect on blood chemistry profiles denoting aids risks and the homeopathic and nutritional intervention are described in the article known as the comparative results.

Natural Homeopathic Treatment of Otitis Media in Children

Title:

NATURAL HOMEOPATHIC TREATMENT
OF OTITIS MEDIA IN CHILDREN

Chief Editor:

Judith Nagy, M.D.; Independent Medical Editor, Budapest, Hungary

Edited and Validated By:

Gabriel Lednyiczky, Hippocampus Research Facility,
Budapest, Hungary

Istvan Bandics, M.D.; Budapest, Hungary
Gyula Panszki, M.D.; Budapest, Hungary
Ilya Brenner, M.D.; Institute of Oncology, Kiev, Ukraine
Peter Smith, LCH, Cornwall, England
Dema Sakharov, Ph.D.; Kiev, Ukraine
Tony Hughes, D.A.C.; Dublin, Ireland
Peter Bartlett, D.O.; London, England

Consultant:

Dr. Simon Gull, M.D.; Hanover, Germany

Developed By:

The staff of Matreya, Limerick, Ireland

This article was presented at the Pharma Expo in Budapest, Hungary; an international pharmacy exposition presented on November 10 - 13, 1994.

Reprints available from the Hippocampus Research Facility, The Applied Logic Laboratories, H1026, Budapest, HAWKOC2, J. U. T. HUNGARY.

NATURAL HOMEOPATHIC TREATMENT OF OTTIS MEDIA IN CHILDREN

Abstract

In a medical practice ninety-three children ages one to eighteen were chosen who had otitis media verified by tympanogram, conduction/bone hearing, and symptomatology. Patients were treated with a homeopathic program involving an herbal formula and other medical practices. It was shown that all ninety-three children responded to the program positively, and that otitis media could be controlled in all cases. It should be pointed out that thirty of the children were scheduled for myringotomy. The surgery was canceled for all because of the success of the treatment modality.

Key Words:

Otitis media, mucous, Mucous Dissolver, Ear Drops, eustachian tube, mucolysis

Introduction:

Acute otitis media is an infection of the middle ear. It is most common in young children from three months to three years old [Books: 22]. However, it can present at any age. Microorganisms can migrate from the nasal pharynx to the middle ear over the surface of the eustachian tube, or they can be pro-vagated in the lamina propria of the mucous membrane as a spreading cellulitis or thrombophlebitis.

In the Nose [Biology [Books: 21] there is information which tells us that the ear during the gestation period is the most sensitive part of the body to toxins [Books: 22]. It has the longest period of sensitivity of any organ, and also has extreme sensitivity to external, synthetic and environmental pollutants. With

Thermodynamic and Kinetic Characteristics of Albumin and Nucleoprotein Complexes from Human Blood Serum after QXCI Treatment

THERMODYNAMIC AND KINETIC CHARACTERISTICS OF ALBUMIN AND NUCLEOPROTEID COMPLEXES FROM HUMAN BLOOD SERUM AFTER QXCI BIORESONANCE TREATMENT.

O.V.Zhaliko-Titarenko, O.N.Pyaskovskaya, V.V.Liventsov
Research center "LEKON" of the Ukrainian Acad.Sci.

G.Lednyiczky
Applied Logic Laboratory, Budapest, Hungary

Abstract.

Protein to nucleic acid ratio in nucleoprotein complexes isolated from the human blood serum and thermodynamic characteristics of water cluster formation in the vicinity of serum albumin molecule are estimated in the blood of healthy donors after *in vitro* treatment with extremely low intensity electromagnetic field transduced from the blood samples by using QXCI (Budapest, Hungary) device (bioresonance treatment). The obtained results show the release of nucleoprotein complexes by the living cells of the human blood serum under bioresonance conditions to be governed rather by the thermodynamics of the competitive protein/nucleic acid complex formation than by the kinetic factors.

Keywords: nucleoprotein complexes, bioresonance treatment, water cluster formation

Nucleic acids and low molecular weight RNA above all, are assumed to partake in immunity transfer. E.g., RNA-containing plasma factor is evidenced to induce changes in lymphocyte surface immunoglobulins in myeloma [Chen et al., 1975] and low-MW RNA, being introduced in an animal's organism, affects the functional activity of macrophages [Zemskov & Zemskov, 1987].

It is interesting to emphasize that various nucleic acid fractions as well as their complexes with proteins and lipoproteins are found in such biological fluids as human and animal blood serum and ascitic fluids of some experimental tumors [Leon et al., 1981; Agliullina et al., 1984; Blinov et al., 1981; Kosak et al., 1981]. Among them: RNA-lipoprotein complex in blood serum of healthy donors and patients with malignant tumors [Wiecyorek et al., 1985; Bogdanova & Seiz, 1989]; increase in DNA and DNA-binding protein concentration in blood serum of cancer patients [Leon et al., 1981; Cox et al., 1977]; nucleoprotein complexes, which are released by tumor cells into ascitic fluid [Agliullina et al., 19874].

However, the nature and mechanism of the behavior of such kind factors is still under discussion. Nevertheless, RNA from the ascitic fluid of Ehrlich's carcinoma is shown to stimulate this tumor growth [Vinter et al., 1978]. This RNA is also shown to be an immunomodifier: it stimulates the cytostasis of macrophages against tumor cells and lowers their cytostasis against ConA-stimulated lymphocytes [Popova, et al. 1991].

Macrophage activity is known to increase after being in contact with lymphocytes, which are shown to release nucleic acid complexes into a conditional medium [Strom et al., 1978]. However, the mechanism of such influence is still unknown. As nucleoprotein complexes are potential immunomodifiers and messengers of information between the cells (immunocompetent cells among them), we suggest that the study of the influence of very gentle perturbances, e.g. extremely low electromagnetic field (and bioelectromagnetic field above all), on the characteristics of the released nucleoprotein complexes in the human blood serum may provide a new insight into subtle mechanisms of the transduction of biological information.

It is noteworthy that the level of nucleoprotein complex release depends on the kinetics and thermodynamics of protein to nucleic acid complex formation. The so-called "lock-and-key" paradigm necessitates the occurrence of complementary

advert/reklam



Spinal **injury and pain**

Using MTENS, and TVEP the SCIO can treat the spinal area
for injury and pain.

Sending in an auto-focused sophisticated pulse different for
each patient based on their personal electrical needs.

If you need more information on the SCIO and purchase details please get in touch with us

Maltreya Kft.

tel: +3613036043 | web: www.qxsubspace.com | e-mail: info@qxsubspace.com



On the Mechanisms of Bioresonance Interactions

ON THE MECHANISM OF BIORESONANCE INTERACTIONS OR HOW MAY QUANTUM STATES BE ATTRIBUTED TO LIVING SYSTEMS

O.Zhalko-Tytarenko
Oncology-Radiobiology Institute of the Natl.Acad.Sci.Ukraine

G.Lednyiczky
Applied Logic Laboratory, Budapest, Hungary

The occurrence of proper extremely low intensity electromagnetic field in living systems is evidenced with numerous versatile experiments (Popp, 1989) and is now beyond doubt. However, two main problems are still under discussion: what is the origin of such fields and what are the results (if any) of their interactions. We should emphasize that living organisms irradiate waves in a rather wide range of the electromagnetic spectrum. Whereas high frequency (e.g., UV or visible) proper irradiation of biological systems can be measured directly in spite of its extremely low intensity, low frequency - and extremely low frequency above all - proper irradiation is substantially interfered with numerous artificial (resulting from various devices and power lines etc.) fields as well as with the natural field of the Earth and thus can be measured rather as a modulation of the environmental electromagnetic field. Nevertheless, extremely low intensity (ELI) electromagnetic waves emitted by living systems are suggested to have similar features with no respect to their frequency range (Sasik, 1990). Discrete spectrum of proper ELF oscillations and coherent irradiation of living systems encourage researchers to speculate about "quantum states" and "quantum transitions" in an organism as a whole (Aristarkhov, 1978 and references therein). Most brave among them try to introduce quantum mechanical descriptions not only into sophisticated and even behavioral problems of biology but also in medicine (as e.g., Dr.W.Nelson (personal communications) do).

Although such kind speculations are not free of certain exaggerations, they gain essential experimental support (that encompassing extremely low frequency range of electromagnetic waves is reviewed in (Rafferty et al., 1992 and Dan Bracken T., 1992)) and thus cannot be ignored. The life in the Earth is determined with the growing versatility of biological individuals, whereas quantum mechanics deals with great ensembles of identical participants. Therefore, the question is to find out how do biological systems manage to be simultaneously quite different (to provide evolution) and identical (to meet quantum mechanical requirements).

-1-

Xrroid Analysis and Homeopathic Treatment for Cholesterol and Other Blood Lipid Disease

Title:

XRROID ANALYSIS AND HOMEOPATHIC TREATMENT FOR CHOLESTEROL AND OTHER BLOOD LIPID DISEASE

Authors:

William C. Nelson, M.D., Homeo Diagnostician, Budapest, Hungary
Wm. J. Cunningham, C. B. T., Boulder, Colorado, U.S.A.

Abstract:

The Xrroid measure of electrophysiological reactivity has been used on many types of diseases. The Xrroid reactivity test was utilized in this study on several patients with excess blood cholesterol versus a control group of patients with correct blood lipid measurements. The testing process was blinded for best results.

In this study the QXCI medical device was shown to be effective in detecting cholesterol excess in the blood. The device was also shown to be effective in detecting various heart problems and risks such as infarction.

This article is a summary of the Xrroid reaction similarities in these groups, and we review the results of the homeopathic treatment of the patients with excess cholesterol. This article briefly reviews the electrical reactivity and homeopathic theories and their applications.

This study was performed in 1995-96 in Budapest, London, and Denver, Co. U.S.A.
William Nelson 1997.

QXCI Bioresonance Therapy

by Donna Milligan ITEC dip GPP

We are energy beings. The human body has its own electro-magnetic vibrational field which is intrinsically linked to, and, continuously interacts with the environment. There are also 'subtle-energy fields' within and around the body, as described by Dr Richard Gerber MD in his book *Vibrational Medicine!*, which play an integral part in the total functioning of a human being. It is Dr Gerber's belief, and that of many energy therapists worldwide, that a distortion in these subtle energy fields precedes physical disease. Therefore a device which can scan and correct these energy field imbalances has great therapeutic and preventative effect.

The Quantum X-ray Consciousness Interface, or QXCI for short, is such a device. An increasing number of holistic therapists around the globe, including nutritionists, homeopathic doctors, osteopaths, chiropractors, naturopaths and other alternative therapists are using this device to enhance their skills and benefit their clients.

The Energy Revolution

The energy device revolution began in the 1990s, when scientist, Royal Eids, discovered that all forms of life resonate or vibrate at particular frequencies. Individual items, such as grains pollen, grapes or an egg, for example, all have an individual resonance that can be measured. Later Dr Reinhold Voll

discovered that changes in resistance could be detected at acupuncture points on the body when a person was subjected to differing compounds. This 'electro reactivity' could indicate if an item (such as a toxic compound or allergen) produced a negative reaction or was beneficial (such as a nutrient). This information led to a range of energetic testing devices which measured human electrical resistance.

Within the last twenty years research conducted in the field of bio-energetics has shown that the body is electric and can be measured not only by resistance, but also impedance, ampereage, voltage, capacitance, inductance and frequency. Professor William Nelson of Budapest, Hungary, an ex NASA scientist, invented the QXCI Bio-resonance system to measure sixteen standard electrical parameters of the body, beyond just simple resistance, making this device unique.

QXCI Technology

The QXCI Bio-resonance device has a database of the trivector resonant frequencies of over 8000 substances. Ortoevolve is a mathematical calculation of the relationship between voltage, ampereage and resistance) and these



Photo: Thomas von Claprodte/Artemis/Alamy

are compared to the trivector resonant frequencies of the client during testing.

The test takes just over 3 minutes and in just one test 65 million bits of data are processed with the information coming from 55 different channels simultaneously.

The results of testing are then listed and colour coded to indicate where the higher 'abnormal' reactions have occurred at one, two or three standard deviations from the norm. Each individual test reaction score is a hint or possibility of significance. Where there is a recurring theme in the significant test scores then the possibility becomes probability.

There are also risk assessment programmes which aid the therapist in collating the information and assessing the risk factors. An 'individual reaction' facility allows for a longer one-second individual test which can denote whether a significant item is transitory or a long-term issue. The test frequencies include:

- Food extracts
- Homeopathic remedies
- Herbs
- Flower essences
- Pollens and moulds
- Allopathic and recreational drugs
- Pathogens-bacteria, fungi, virus and parasites
- Dental materials

There are also 'subtle-energy fields' within and around the body, as described by Dr Richard Gerber MD in his book *Vibrational Medicine!*, which play an integral part in the total functioning of a human being. It is Dr Gerber's belief, and that of many energy therapists worldwide, that a distortion in these subtle energy fields precedes physical disease.

Using the QXCI Device for Excess Adipose Tissue in Patients

Title:

Using The QXCI Medical Device for Excess
Adipose Tissue on Patients

Chief Editor:

William Nelson, M.D.; Independent Medical Editor, Budapest, Hungary

Edited and Validated By:

Gyula Panszki, M.D.; Budapest, Hungary
Ilya Brenner, M.D.; Institute of Oncology, Kiev, Ukraine
Dima Sakharov, Ph.D.; Kiev, Ukraine
Richard Atkinson, MCSP, State-registered Physical Therapist,
West Yorkshire, England

Developed By:

The staff of the International Medical University

Moderate Obesity Therapy Program

Abstract:

There was a therapy developed in France where an electrical frequency was used to treat excess weight in patients. This therapy was integrated into the QXCI device. Afterward many doctors have reported success with the treatment. In this short article we review the reports and investigate an experimental group of our own.

A group of fifty-three patients (ages twenty-five to fifty) who had moderate obesity syndrome were treated with the QXCI medical device for weight loss. These persons had ten to twenty kilos of excess weight from the ideal weight. In the study a significant weight loss was seen in the treatment group from control. The QXCI treatment seems to be worth further investigation.

Key Words: adipose tissue, weight loss, harmonic, square wave, energetic medicine

Introduction:

French researchers in energetic medicine found that the cell membrane of adipose tissue had a response to a certain frequency. When this frequency is sent through the system it provokes a harmonic distortion to the membrane and stimulates loss of fat from adipose tissue. The harmonics are discussed in the discussion section.

Cheese for some reason seems to block the effect. It is believed that some component in cheese has stabilizing effects on this membrane. When patients ate the smallest quantity of cheese the effect of weight loss was lost.

In our studies on patients we found that this was more of a frequency band than one certain frequency. There was some individuality to frequencies in this band. Of course this specific band is a trade secret. So our system needs to have cybernetic loop control to focus in on the proper frequency for each patient.

Methods and Materials:

A group of fifty-three patients (ages twenty-five to fifty) who had moderate obesity syndrome were treated with the QXCI medical device for weight loss. These persons had ten to twenty kilos of excess weight from the ideal weight. The patient used were in no health threat from the excess weight. The desire of weight loss was for cosmetic reasons only.

The patients were all asked to avoid cheese and to not do anything else special or out of the ordinary. We wanted to evaluate the effects of the QXCI alone.

Of the fifty three patients who volunteered for the therapy 12 were chosen as control. There was a double blind used. An assistant in the clinic set the device for

The machine that can tell if you're well

HEALTH GUARDIAN, HEALTH GUARDIAN
Tuesday 5 March 2002

The machine that can tell if you're well

The Quantum Zeroid system is complementary medicine gone sci-fi: it thinks it can diagnose your bodily health and your moods. Precious Williams went to find out.

HERE'S a scarily high-tech new health-testing device that's coming to a health clinic near you. If its creators are to be believed, the machine can read what is on your mind as well as what's going on in your body. The Quantum Zeroid system - QX for short - is a computer-linked arrangement that's just arrived in the UK and is tipped to revolutionise complementary medicine.

Developed by a former Nazi scientist, Professor Bill Nelson, QX works by sensing your body's "electrical emanations". Using ultra-sensitive computer software, the device "reads" your physical and emotional vibrations. In short, it can tell you whether you are healthy at a click of the nose. It is also capable of analysing your physical reactions such as allergies to more than 1,500 different substances.

Jerry Goodland, president of the Complementary Medicine Association, says: "Humans are basically electrical beings and the QX system accurately measures the user's electrical responses."

The device uses electrophysiological activity to pick up sensitivities and identify the overloading of specific substances and areas.

At the Grove Health Clinic in Kewington, QX practitioner Susan Ashbury strapped several cables to my hand, ankle and wrist (two in particular, if slightly uncomfortable). The cables are wired to listen's state-of-the-art laptop.

To gauge my blood pressure readings are taken. Instead Susan types details of my sleeping, eating and working patterns straight into the computer. In a matter of minutes, the QX machine will have tested my body's electro-magnetic parameters for signs of allergies, vitamin-and-mineral deficiencies, real and bacterial infections, parasites and non-asthma needs and emotions. "Strong emotions are capable of causing physical reactions, which, thanks to this system, can

now be measured," says Susan, typing furiously. "With ailments which are difficult to treat, like migraines, QX can determine whether the underlying problem is sugar toxicity or simply high stress levels. The readings allow me to pinpoint your body's precise requirements and prescribe tailor-made treatments for you."

Seconds later, my "vibrational energy" details are digitally analysed and displayed on-screen in easy-to-read jargon. The QX machine has revealed a reassuringly high level of overall physical and emotional health. But it isn't all good news. According to the QX analysis, I have higher-than-healthy stress levels (hardly surprising, with my constant rush to meet deadlines). My level of patience is markedly low (something my boyfriend tells me every day). The machine then churns out a personalised allergy-elimination programme. Again, it is unusually specific in its suggestion that my body was reacting to my recent overloads of alcohol, sugar and tobacco. In the week before my appointment, I'd been to six bowls-laden parties and gone back to smoking 10 cigarettes a day. What I wasn't prepared for was to be told that the real culprit in my health was carrot juice. If QX is to be believed, my daily trips to the juice bar are counter-productive. The levels of carotene in my body are even more toxic than the nicotine. The final stage of the QX treatment involves a five-minute procedure during which electro-magnetic resonances are applied throughout my body cavity, this is painless,

but just try keeping a straight face! These resonances, says Susan, will temporarily subside the children.

But for longer-term health benefits, she suggests I return to the clinic for a few sessions of colour therapy. QX advocates a holistic approach to health prevention rather than cure. According to this philosophy, there's no point in indulging in quick-fix cures since you'll simply overload your body rather than improving the underlying electrophysiological waves. "There's a definite validity to QX," says Jerry Goodland. "It's impressive. I feel that the system should be rolled out to all GP clinics." However, QX is not without its critics and Professor Edward Ernst of the Royal College of General Practitioners was quick to assure me that QX therapy was, at best, a waste of cash. "It may sound good in principle but the bottom is pretty unpleasant. There is no evidence I have ever heard of to suggest for a minute that this system is effective," says Professor Ernst. "If a patient is suffering from illness he must see his GP. To put such claims out there about this machine's alleged capabilities is misleading and potentially dangerous." I can't imagine the average GP investing in a QX machine: prices start at £10,000. But, for myself, the results were accurate and the dietary recommendations (no cheese, less alcohol and carrot juice) have been effective. After two weeks of sticking to the advice I've lost 4lb and accepted a glowing complexion, so I think I can safely skip the colour therapy.



Wired for health: Precious Williams connected to the QX machine, operated by Susan Ashbury.

QXCI Biofeedback Adjuvant Training Modalities for Cancer

QXCI Navigation & Clinical Operations
By Dr Deborah Drake

Copyright Aug 30 2003

Cirque Communications Inc. Publisher

www.HarmonizeYourHealth.com Distributor

Adjuvant Cancer Therapies

- Biofeedback is not for diagnosis but rather support, therapy, directive healing, and guidance, and should be used for informational purposes only.
- Informed consent is necessary for a therapeutic relationship.
- No claims of any kind are made here, but rather navigational suggestions on therapies.

Cancer

- Cancer Risk Factor Therapies
 - » Heavy Metal Toxicity, Perverse Energies, Isodes
 - » Family Genetics & Miasms
 - » Chronic Infection induced Celiac Disease > TNFA
 - » Smoking Addiction Therapy
 - » Sugar Addiction Therapy
- Detection of Cancerous Infections
 - » Fasciolopsis, Mucor, Aspergillus, Candida
 - » Pilomorphic Stabilization in Blood Therapies

Root out the problems of ill health

Times & Citizen Go, Friday, January 3, 2003

Go! health&fitness

Root out the problems of ill health

Do you suffer food intolerances, allergies, digestive problems, fatigue, headaches, skin problems - or are you just constantly under the weather?

Well now a revolutionary computer device known as the QXCI, which gathers bio-energetic data from the body to highlight underlying causes of ill health, may help get to the root of the problem.

A trained therapist can use this analysis of underlying health issues which includes allergies, intolerance, bacteria, toxins and emotional stress, to advise the client.

Last week we looked at how the QXCI was developed and some of the uses of this magical device, but the story does not end there. In addition to an analysis of energetic data the QXCI can perform almost 50 different corrective therapies. These range from electro-stimulation, 'joy' frequencies, homeopathic remedies, and intolerance desensitising to immune stimulation therapy and a host of other beneficial therapies.

After a quick non-invasive test the computer even recommends which therapies would suit the client's needs best.

With a constant feedback ability the QXCI will continuously alter the frequency to ensure the client's unconscious reactions show maximum effectiveness from the therapies.

In the second of this two-part series we look at how a revolutionary new machine known as QXCI works. Picture shows the QXCI which is used to help identify causes of ill health.



Article by certified Bioenergetic Therapist, Avril Humble (01234 767819) and Donna Milligan (01234 838880). QXCI offers/indicates testing, health analysis, immune/emotional audit and Bioenergetic therapies using the QXCI. Call for further details or bookings.

While not claiming to be a "cure all", the QXCI can be used effectively for a wide number of health conditions such as:

- Digestive disorders
- ME (chronic fatigue)

- Immunity
- Nutritional imbalance
- Unexplained weight gain
- Food or environmental sensitivities
- Skin problems

- General fatigue and mild depression

One client, Tina D has suffered from chronic fatigue for seven years and says: "QXCI has given me hope after years of not knowing where to turn. The therapy programmes give a

real lift and energy boost after years of lethargy."

Bio-energetic therapy from the QXCI can send oscillations or vibrations into the body in order to reverse destructive energy patterns from pathogens that harm the body such as viruses, bacteria and parasites.

It also aims to re-energise body organs and systems by amplifying and strengthening healthy frequencies in order to help re-establish optimum health.

Ruth C from Bedford has suffered long term ill health and has recently had QXCI analysis and therapy.

She comments: "I was amazed by how accurate the information was - even though some of it only made sense with hindsight. I have used the information supplied to make dietary and lifestyle changes from which I am already benefiting."

By analysing and manipulating energy patterns Bioenergetic therapy is helping the body at its root (physical level). It is technology that has been used successfully in North America for more than 20 years but until recently has been slow to reach our shores.

You could be one of the first to benefit from the QXCI as it is now available right here in Bedford. It is safe for most people including children.

Treating Heavy Metal Induced Gut Dysbiosis with Bio-Energetic Medicine

Written by Deborah A. Drake

BSc, MD, CCFP,(EM)

Copyright May 2003

All Rights Reserved

Cirque Communications Publisher

www.HarmonizeYourHealth.com Distributor



Common Insults

- Amalgam fillings
- Immunizations
- Acquired celiac disease
- Leaky gut syndrome
- Stressed endocrine system

QXCI/SCIO
Bio-Energetic Therapies For
An Epidemic Of Obesity

Dr Deborah Anne Drake
www.HarmonizeYourHealth.com

Presented at QX Ltd. Semi Annual Convention
Budapest, Hungary
Copyright April 29 2004
All Rights Reserved.



CE MICES for autism

micro-current cranial electro-stimulation



It is scientific fact that when a low level voltage and micro-current pulse is applied to the body osmosis, enzyme activity, and healing are increased. The SCIO will let the patient's body electric autofocus a harmonic pulse to maximize this effect. This current applied to the cranium has been shown to help autism, attention deficit and hyperactive children. It has been shown helpful for anxiety, addictions, emotional disturbances, and insomnia.

If you need more information on the SCIO and purchase details please get in touch with us


Maitreya Kft.

tel: +3613036043 | web: www.qxsubspace.com | e-mail: info@qxsubspace.com



*There is published research on these therapies
The new world of energetic medicine can help you*

Introducing QXCI / SCIO



Bio-energetic Device Provides:

- Fun Multi-faceted Weight Loss Tool
- Rapid, Precise Reproducible Results
- Hypo-allergenic Non-Invasive Private
- Measurable Normalization of Terrain
- Tangible Results Improve Compliance

Obesity Outline

- Part A
 - Index of Gut Dysbiosis Issues
 - Are you Obese or Swollen?
 - Leaky Gut Syndrome Anatomy & Physiology
 - Food Poisoning, Celiac Disease and Heavy Metals
- Part B
 - Lasting Solutions for Obesity Depend on Changing the Bioterrain
 - Obesity – A Multi-level Approach
 - QXCI Bio-energetic Biofeedback Strategies for Bioterrain Correction, Immune Repair and Weight Loss
 - 1. Dilute, 2. Clean, 3. Kill, 4. Restore

Well Balanced Alternatives

ALTERNATIVES

A hi-tech device called the SCIO is designed to detect imbalances in the body, says Suzi Francis

well balanced

You may have heard of biofeedback therapy, used by some practitioners to help treat stress. It operates on the notion that we have the innate ability to influence the automatic functions of our bodies through the power of our minds.

Now, there's a device, the EPFX/SCIO, mostly referred to as the SCIO, which uses biofeedback techniques along with quantum physics and homeopathic principles, to help detect and treat certain health conditions.

»» WHAT IS THE SCIO?

Invented by American complementary health practitioner Dr Bill Nelson, the SCIO is basically a computer program using biofeedback principles to detect abnormal frequencies, or signs of stress within the body. Based on more than 20 years of research and refinement, it uses quantum biofeedback and TENS (Transcutaneous Electrical Nerve Stimulator) to detect and balance that stress. Dr Nelson developed the SCIO to stimulate the body to heal itself.

»» HOW DOES IT WORK?


The functions of the SCIO are similar to a virus scan on a computer. The device detects stress and weaknesses in the body – ranging from viruses, nutritional deficiencies and allergies to food sensitivities – by calculating the body's reaction to more than 9000 frequencies within the device.

The SCIO has four straps that attach to your ankles and wrists, as well as a headband. When connected, sensors on the straps measure and send

information between the device and the client.

Biofeedback specialist, Teresa Cumbers of The Quantum Alliance which distributes the machines in Australia and New Zealand, says the SCIO communicates with the body to determine what energy imbalances are most affecting health.

"We are looking at stresses that are affecting the person's wellbeing," she says. "Reactions to foods, chemicals or other substances are revealed and further investigated through personal interviews, and other programs and screens within the SCIO. The investigation may locate



WHAT'S IT'S GOOD FOR?

Biofeedback therapy has emerged as an effective tool in detecting and treating many health conditions.

THESE CONDITIONS INCLUDE:

- allergies/intolerances • attention deficit disorder • irregular weight gain/loss • digestive problems
- stress/depression • high blood pressure • arthritis
- headaches and migraines

WHAT TO EXPECT

- Straps will be attached to your ankles, wrists and forehead.
- You will need to remove metal jewellery that may obstruct the electrodes.
- The therapist will start the session with a short questionnaire.
- A three-minute scan by the SCIO follows (the scan is non-invasive so you won't feel a thing).
- Your electro-physical reactions are displayed on a computer screen.
- The SCIO analyses specific items and/or performs one of numerous therapies.
- At the end of the session you will receive information and advice on how to change your lifestyle and what to do about certain problems the SCIO detects.

patterns or specific past experiences," she says.

DOES THE SCIO TREAT PROBLEMS?

Cumbers says the SCIO doesn't so much "treat" as balance. After measuring the body's frequencies and comparing them to the substances within the machine, the SCIO feeds back frequencies which the subconscious mind responds to.

"The subconscious mind, reacts with subtle energetic changes to the healthy frequency being sent from the SCIO, causing the body to alter its own pulse and

create an energetic change. "For example, imbalance to balance," Cumbers says.

Upon completion of the test, the SCIO highlights imbalances and recommends therapies and procedures to be implemented during a stress-reduction and pain-control session.

IS IT SAFE?

"Biofeedback is considered a safe technique," Cumbers says. "It is non-invasive and

requires little effort. It does, however, require a trained and certified professional to control the equipment and interpret the changes."

(The SCIO has been passed by the TGA.)

WHAT DOES IT COST?

A session, which usually lasts about an hour or so, costs between \$120-\$150, depending on the therapist. You may, however, need follow-up sessions.

HOW TO FIND A PRACTITIONER: To find a SCIO therapist within Australia, contact Tereasa Cumbers at The Quantum Centre on (08) 9447 7202 or 0435 045 826, www.quantumcentre.com.

Autism & Learning Disorders

By Deborah Drake BSc. MD,
CCFP(EM)

Holiday Inn LAX,

Los Angeles, California

Copyright Nov 20-24, 2003

20. Autism and Learning Disorders

- Detection of Learning Disorders
 - » SOC Questionnaires
 - » EEG > LEAP Questionnaire for ADHD
 - » Nutrition > Adrenal Balance > Use Questions
 - » Nutrition > Hormones > Use Questions
 - » Allergy Profiling
 - » Phenol Toxicity
 - » Homotoxicology

Quantum Biofeedback Research Project

Quantum Biofeedback Research Project (QBFRP)

QBF Research Pod Manual I

Complete Orientation To Research Background and Design

Written By Deborah Anne Drake
BSc, MD, CCFP(EM), FCFP, NBCB Diplomate
Quantum Relief Inc.
© 2005

Quantum Biofeedback Research Project

INDEX

Preface

Letter of Introduction, Study Abstract

Part I - DEVELOPMENT

History & Development

Mission Statement Goals and Objectives

Part II - OVERVIEW

QBFRP Study Abstracts

Part III - DESIGN

Study Design with Full Research Plan

Part IV - EVALUATION

Study Evaluation Objectives and Tools

Part V – APPENDICES

Appendix I - Research Schedule

Appendix II - Orientation Pak for Pod Leaders Forms, Consents, Task Lists

Appendix III – QBF Navigation Beginners, Intermediate, Advanced, Clinical Skills

Appendix IV – QBF Clinical Skills Course on DVD

Appendix V - Quantum Biofeedback Protocols per Stress Related Condition

Appendix VI - Evaluations

Appendix VII – Distilled Recommendations & Future Applications

Appendix VIII – DVD Notes on QBF Navigation

Appendix IX - Clinical Skills Sets

Appendix X – Clearing Sacred Space

Appendix XI - Bibliography

Disaster Relief through Biofeedback Stress Therapies

Disaster Relief Through Biofeedback Stress Therapies

A Clinical Skills Course for
Eclosion (QXCI SCIO or EPM) Therapists

by

Deborah Anne Drake

BSc, MD, CCFP(EM), FCFP, NBCB

Copyright March 15 2005

All Rights Reserved.

Professional Clinical Training
Course for EPFX Quantum
Biofeedback

Who: Quantum Stress Therapists

Where: South Africa

When: Mar 19-23 2005

What: Disaster Relief Strategies

Why: Sonic Shock Relief through
Quantum Sonic Immune Repair

Course Theme :

Disaster Relief

- What: Biofeedback applications in extreme stress, such as medical emergencies, mass population endangerment & natural disasters.
- How: Ecllosion (QXCI, SCIO or EPMX) quantum biofeedback is well suited for stress relief in an calibrate, integrated, quantifiable way that can generate research and steering strategies for care givers, governments, AID agencies and entire populations and cities.

The Quantum Xrroid Consciousness Interface and ADHD Subjects

The Quantum Xrroid Consciousness Interface And AD/HD Subjects

Presented by
Caroline S Walrad, Ph.D., DHom, CN
Renee' Siegel, MA Therapist

THE RESEARCH

Hypothesis: The QXCI will make a significant change in AD/HD symptoms in qualified test subjects using this machine exclusively.

After five sessions, one week apart, one and one hour to two hours each, the AD/HD of the subjects generally improved. A pre- and post-test was administered and weekly journals were requested. In an attempt to determine the highest correlation of treatment and improvement of symptoms with the QXCI, many forms of stress reduction treatments were administered.

Although a traditional questionnaire was used to confirm a diagnosis of ADD or ADHD, the QXCI, through the brain wave program and harmonic therapy program, confirmed the overwhelming evidence of brain trauma or injury relationships to ADD instead of dietary correlations. There were three areas of the brain that the QXCI showed substantial improvement in (20-40%): injury profile, epileptic waves, local waves, deep asymmetry between session one and session five. The ADD brain wave pattern counts were relatively low and unaffected by the therapy, although the subjects improved on their ADD and ADHD written testing scores.

THE QXCI

The QXCI is a safe, powerful biofeedback device designed for simplicity of use and powerful healing stimulation. Designed by Bill Nelson, a former NASA scientist, the QXCI technology is based on over 20 years of research in bio-energetic and bio-resonance medicine. During personal testing, the QXCI resonates with thousands of tissues, organs, nutrients, toxins, organisms, and allergens for one hundredth of a second each and records the degree to which the body reacts. These frequencies can then be given back to the person and at high speed, make personal adjustments in order to bring the body into a more natural state- a state of homeostasis. 'Homeostasis' is a condition where everything in the body is in balance and the body is capable of resisting environmental changes, while regulating internal metabolic functions. The QXCI is a stress reduction device. The subject is attached to a computer software program with ankle and wrist straps and a headband. These cords are attached to a small box that is then attached to the computer. The subject feels nothing while the program is working. The biofeedback is passive without subject intervention. The operator has no control over the outcome. The outcome is generated solely from the relationship of the subject and the program.

SCIO

CE measures treats



The SCIO Universal Electrophysiological Biofeedback System can safely measure over the skin (transcutaneous) skin electro-potential down to the micro-volt range. Virtual and mathematical calculations of the attained data can provide CNS (Central Nervous System) biofeedback data, so as to include (simple EEG [electroencephalography], 3-pole ECG [simple stress electrocardiography], global transcutaneous EMG [electromyography].

The system can measure the transcutaneous skin resistance by application of a medical safe micro-current voltammetric pulse, so as to measure GSR [galvanic skin response] and TVEP [transcutaneous voltammetric evoked potential].

The system is designed for the detection of stress and reduction of stress through CNS biofeedback data or stress lifestyle questionnaires. The stress and lifestyle questionnaires provide educational feedback through library referenced functions. And the device can be used for the treatment of muscular re-education from injury, muscle weakness, sport muscular enhancement or various dystonia. The applied voltammetric pulse can be used to detect and affect in established modalities such as pain (TENS [transcutaneous electro neural stimulation]), trauma/wound healing, charge stability imbalance, redox potential and electrophysiological reactivity.

The device after 20 years of use is quality tested, clinically evaluated and scientifically validated as safe and effective.

SCIO
CE measures treats

- Side and the Balance (SIB, SBI)
- Arms and the Balance (AIB)
- Resistance (SR)
- Hydration
- Redox (Redox potential)
- pH acid vs alkaline
- Reaction evoked potential in subcutaneous fields of substances (REP) over 250,000 measures a record of these energetic factors
- Brain state and emotions with (BCE)
- Pain with (MENS) (TENS)
- Trauma or wounds (TEW)
- Electro Weakness PH, Body disorder (EADROP, Gamma flow)
- Proble charge the body electric

All designed to detect + reduce Electro-stress and Balance the Body Electric Automatically

If you need more information on the SCIO and purchase details please get in touch with us

Maitreya Kft.
tel: +3613036043
web: www.qxsubspace.com
e-mail: info@qxsubspace.com



Fractals and Chaos Therapy

Fractals *And Chaos Theory* And the SCIO

"If you like fractals, it is because you are made of them. If you can't stand fractals, it's because you can't stand yourself. It happens." Homer Smith

**"Toast To Alcohol, The remedy for and the cause of all of life's problems"
Homer Simpson**

"Life is the Organized Struggle against Thermodynamic Entropy, Life uses Chaotic control to Defeat Chaos" William Nelson, 2008 prof of medicine IMUNE

Reductionism is the process of taking a complex situation and reducing it to simple terms. We reduce the weight of a building to a simple vector to calculate the strength of a support wall. Reductionism has been responsible for allowing us to build cars, boats, machines, etc. But reductionism fails in very complex situations. The human body has over 200,000,000,000 cells. Each cell is more complex that we can presently imagine in our verbal minds. This complexity makes our bodies a fractal. Reductionism can not work for analysis. When the drug companies wanted to test a blood pressure medication they reduce the patient from the complexity of life to a simple variable, blood pressure. They test the blood pressure before, the pre test. Give an intervention, the drug, and then test the blood pressure again, the post test. They do not test the side effects. they observe them. This is important because they can only observe gross side effects and still they get by. If they would have tested the blood sugar, they would have found out that all patients taking certain blood pressure medications get some degree of diabetes every one of them. If they were to test all variables for side effects, it would cost too much to do testing. And there are not enough people to do the test for statistical satisfaction, There are not enough rats, There are not enough fruit flies. the statistics of total protection against side effects are

tremendous. These side effects are killing not hundreds of people, not thousands, not tens of thousands, but millions of people every year. In the JMSH of 2009 there is an entire issue of the failure of the FDA to protect people from these side effects of synthetic drugs. I spell it **SIN**thetic. It is a sin to kill so many in the name of profit and ignorance, **ignoring** the benefits of natural medicine is **ignorance** at it's ultimate **ignorant** best. All justified by reductionism. A science not used today by anybody but medicine. The reductionistic methods of drug testing are killing millions and wounding many many more. But big money is hard to beat, especially when there is 30 billion spent by the drug companies on political lobbying alone in America. Fractal non-linear science has stepped forward to help us understand medicine.

The SCIO system uses a non-linear system of data input into the body, and a non-linear system of data analysis. With reductionism a thing of the past we need to set up different systems of medical therapy and analysis.

The traditional medical model of the human body portrays it as an organic chemical machine. Clocklike rhythms such as the beat of the heart tick away until the machinery wears out. Like an understructure of ball joints and hinges, parts of the skeleton can be repaired, even replaced. The mechanical model shows the nervous system as a telephone exchange or, in more recent high-tech metaphors, a "webware" computer circuit board.

This image of the body sharply contrasts with the one being crafted by a new generation of scientists who have begun portraying our physiology as a holistic activity laced with fractals and chaos. Fractal geometry describes structures full of spaces and surfaces that wrinkle, branch, and fold into self-similar detail at many scales. These kinds of structures and surfaces are found everywhere in our bodies. Consider the classical picture drawn by Andreas Vesalius, the father of modern anatomy:

Using the SCIO Medical Device as an adjunct for Excess Adipose Tissue on Patients – A Review and Update

Title:

**Using The SCIO Medical Device as an adjunct
for Excess Adipose Tissue on Patients
A Review and Update**

Chief Editor:

William Nelson, M.D. Professor of Medicine Emeritus ; IMUNE

Edited and Validated By:

Dr. D. Drake MD Ontario, Canada
Klara Helf M.D. Budapest, Hungary

Developed By:

The Staff of the International Medical University

© IMUNE 2008.

Cosmetic Obesity Treatment Regime

Abstract:

There was a therapy developed in France where an electrical frequency was used to treat excess weight in patients. This therapy was integrated into the QXCI device. It was experimentally evaluated in 1995. Afterward many doctors have reported success with the treatment. This therapy continued in the SCIO. Now in 2008 we need to experimentally re-evaluate the original results.

A group of seventy-three patients (ages twenty-five to fifty) who had moderate obesity syndrome were treated with the SCIO medical device for weight loss. These persons had ten to twenty kilos of excess weight from the ideal weight.

A discussion of diet and life style was also used as well as hand outs. The major efforts were directed at eating good fatty acids not bad fatty acids and good sugars not bad sugars. Dextrose or right handed sugars are found to stimulate weight gain, hypo or hyper glycemia, diabetes, and immune dysfunction. Left handed sugars or fructose is more healthy.

In the study a significant weight loss was seen in the treatment group from control. The SCIO treatment has been successful for over twenty years of therapy.

Key Words: adipose tissue, weight loss, harmonic, square wave, energetic medicine

Introduction:

French researchers in energetic medicine found that the cell membrane of adipose tissue had a response to a certain frequency. When this frequency is sent through the system it provokes a harmonic distortion to the membrane and stimulates loss of fat from adipose tissue. The harmonics are discussed in the discussion section.

Cheese for some reason appears to stop the weight loss result. It is believed that some ingredient in cheese has stabilizing effects on this adipose cellular membrane.

When patients ate the smallest amount of cheese the effect of weight loss was defunct.

In our studies on patients we found that this was more of a frequency band than there was some individuality to the SCIO frequencies in this band. Of course this specific wave form band is a trade secret. So our system needs to have cybernetic loop control to focus in on the appropriate frequency for each client.

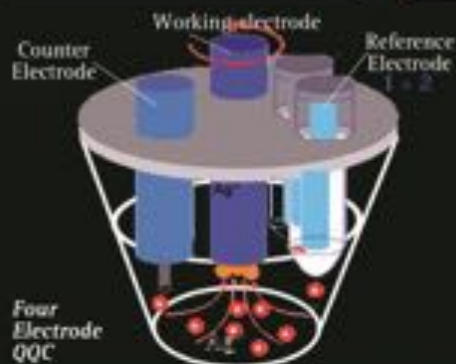
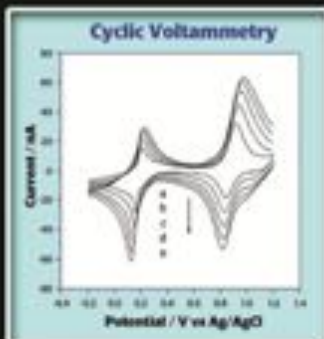
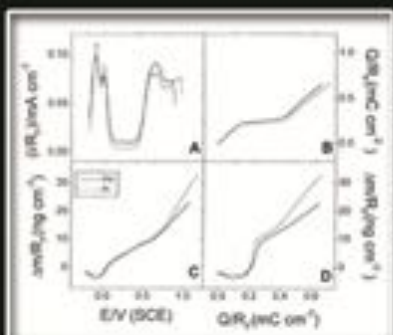
Methods and Materials:

A group of seventy-three patients (ages twenty-five to fifty) who had modest obesity syndrome were treated with the SCIO medical device for weight loss plus a diet instruction from the IMUNE. These persons had eight to fifteen kilos of excess weight

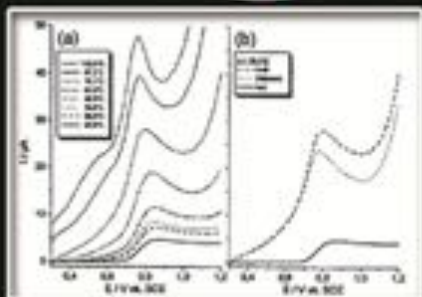


To Make Medicine Safer the Angel has Made

The Quantum Quality Control
Electro-Chemistry Analyzer for the
Analysis of the Trivector electrical
signature of a biological or
anti-biological substance.



Everything is made up of atoms with
mostly electrons and protons.
Everything has an electrical field and an
electrical interaction with its
environment. This 3D interaction can be
measured with Voltammetry.



*John Edward Brough
Randles gave Desi
inspiration and advice on
the VoltAmmetric QOC*

Chapter 7: SCIO and AIDS in Singapore



Singapore Raffles Place of the 1995 World congress on AIDS with Dr Nelson's Historic presentation

TO: THE HUNGARIAN AIDS RESEARCH HOSPITAL

FROM: William Nelson + Nagy Karoly

DATE: SEPTEMBER 20, 1994

RE: ANALYSIS OF XRROID REACTIVITY READINGS OF AIDS PATIENTS IN BUDAPEST

The science of electrical reactivity in the body has been documented in several articles. Two such papers were recently submitted at an international medical diagnostic symposium in Pecs Hungary in September 1994. Copies of these articles are attached. Also included is the article that totally describes the electrical reactivity factors in medication testing.





Society of Infectious Diseases
(Singapore)

Certificate Of Attendance



International Union Against
the Venereal Diseases
and the Treponematoses

Presented to

Prof. William C Nelson

for having participated in the

IUVDT World STD/AIDS Congress 1995

held from
19th to 23rd March 1995
Singapore

Dr Jimmy E H Sieg
Chairman, Organising Committee
IUVDT World STD/AIDS Congress 1995

Dr T Thirumoorthy
Secretary, Organising Committee
IUVDT World STD/AIDS Congress 1995

Analysis of Xrroid Reactivity Readings of AIDS Patients in Budapest

TO: THE HUNGARIAN AIDS RESEARCH HOSPITAL

FROM: William Nelson MD and Nagy Karoly MD

DATE: SEPTEMBER 20, 1994

RE: ANALYSIS OF XRROID REACTIVITY READINGS OF AIDS PATIENTS IN BUDAPEST

ABSTRACT

Twenty-two ambulatory AIDS patients in Budapest were studied for xrroid electrical reactivity readings. The electrical reactivity patterns and reactive substances that were in the highest fraction of reactivity. In other words, those reactants that were statistically significant are compared in the groups of the AIDS patients taking the AZT as well as the AIDS patients that were treated with homeopathic and nutritional items. The purpose of the study was to analysis similarities and consistencies in their electrical reactivity patterns over the course of four measurements. This took place during the 4th, 5th, 6th and 7th month of 1994. During these months there was also a homeopathic and nutritional intervention done on several of these patients to see the effect on blood chemistry profiles denoting aids risks and the homeopathic and nutritional intervention are described in the article known as the comparative results.

Natural Treatment of Children with AIDS

NATURAL TREATMENT OF CHILDREN WITH AIDS

A Report of the findings presented on AIDS and children at the 1995 IUVOT World STD/AIDS Congress

First Presented by: Michio Tani, M.D., President of the Eastern Japanese Medical Institute, Japan
Edited and Reported by: Maitreya Ltd., Dr. William Nelson, LPCC, Professor of Complex Homeopathy, College of Practical Homeopathy, London England / Singapore, March 20, 1995/

ABSTRACT

At the 1995 World AIDS Conference in Singapore, several key articles were presented on natural and homeopathic treatments for AIDS. Natural therapy is indeed getting more attention throughout the world. This article is a summary of a Japanese presentation on herbal and naturopathic treatment of AIDS in children. The article reviews the dramatic success of Naturopathic treatment versus AZT treatments and shows a heightened level of survival and decreased mortality statistics in the Naturopathic group.

INTRODUCTION

New directions of therapy are needed in AIDS. Much research has been started into co-factors that might be responsible for facilitating AIDS. New co-factors such as antibiotics and removal of adenoids, tonsils, and appendix, and other conflicts of allopathy medicine are now being reviewed by scientists. These and other immune-suppressions which are happening in our societies and environments today might be responsible for the elevated factors of AIDS.

The dramatic use of these allopathic techniques have extenuated over the years and might have reached saturation points that could then cause complications and allow the AIDS virus to do its damage. In looking to new directions, people have looked into natural therapies. At the, 1995 Singapore AIDS conference, it was indeed a pleasure to sit through doctor Tani's presentation on his results with naturopathic treatment of AIDS in children. His paper titled "Clinical Recovery of Pediatric AIDS by Natural Therapy" was indeed intriguing. Let me present some of the basic statistics and philosophy presented in this discussion by Dr. Tani and Dr. Rodica of Constantine, Romania.

Fifty-six pediatric AIDS patients were studied. Eleven were symptomatic HIV and 29 had clinical AIDS. The 56 pediatric patients were separated into 6 treatment groups and studied for a 30 month period. Natural remedies utilizing a Chinese herbal blend and soups were studied in contrast to AZT.

The different treatment groups consisted of

1. herbal tea*
2. herbal tea*, astoi (phaseolus radianus) and soup;
3. herbal tea*, astoi, soup, and AZT.
4. just AZT, and

Homeopathic and Naturopathic Treatment of AIDS

Homeopathic and Naturopathic Treatment of AIDS:

In conclusion to treat this disease naturally we must do the following

1. Use herb blends that directly interfere with the Virus. Hemo A or Chan Bai San
 2. Treat the infections with natural means BAC, PNG, VR
 3. Use homeopathic Auto nosoidal techniques to stimulate the immune system
 4. Avoid all immunosuppressants AVOID
 - A. Processed Sugar And flour
 - B. Antibiotics
 - C. Excess Stress
 - D. Excess Alcohol
 - E. Street Drugs
 5. Stimulate the immune system with herbs, soups, vitamins and Natural Immunomodulators.
 6. Use the Mind to help with Neuro-Immuno-Stimulation.
 7. Healthy Bowel Flora and Bowel Function, with Healthy Lymphatic functioning.
- I hope that this report can help science to recognize the natural potentials.

ISSN 1417 0876 Volume 1/3 March, 1998

The International Journal of the Medical Science of Homeopathy


Special Double Issue for the Science of Antibiotics Nosodes and AIDS.

The International Journal of the Medical Science of Homeopathy is published quarterly by the International Association of Homeopaths (IAH) in cooperation with the International Association of Homeopaths (IAH) in cooperation with the International Association of Homeopaths (IAH) in cooperation with the International Association of Homeopaths (IAH).

Contents

- Introduction
- Endo-toxin Stimulation of the Immune System
Immune Stimulation as a Substitute for Antibiotics
- The Nonspecific Immune Stimulation Effect of Endotoxin-Homeopathics
- Homeopathic Treatment of Urinary Ecoli Infections
- Homeopathic Treatment of Hemolytic Strep and Skin an Throat Infections
- New Techniques of Homeopathic Treatment of Fungal Infections
- Homeopathic Stimulation of White Cell Motility as Analysed under the Microscope a Proposed Mechanism of Homeopathic Immune Stimulation
- Stimulation of Motility Factors in Neutrophils
- Antibiotic Disruption of Bowel Flora
- A Short Study of Comparison Factors of Homeopathic Treatment Versus Enzymatic Treatment of Intestinal Parasites
- So You Have a Cold -Is it Allergy, Asthma, Influenza, or Nutritional Imbalance
- Headlines about Antibiotics
- Endoxinol spec sheet (paid advertisement)
- Homeopathic and Herbal Treatment of Ameba Infections

- Homeopathic Treatment of Immunity
Homeopathic Stimulation of Antibodies to Measles
- Immunological and Electrophysical Reactivity of Patients with HIV Infections
- Electrical Reactivity as a Prescreen of HIV Infected Patients
- Transcript of the IUVDT Presentation on Homeopathic Treatment of AIDS
- Report on the Evaluation of Potential Antiviral Activity of a Highly Sophisticated Homeopathic in an Invitro HIV Model
- Auto Immunization Nelsonian Therapy (AINT)
- Homeopathic Treatment of Herpes Conditions
- Homeopathic Treatment of Epstein-Barr Virus Infections (Nosodal Therapy for Viral M. E. and Chronic Fatigue)
- The Antibiotic Disruption of Bowel Flora Antibiotics as a Co factor in AIDS
- Natural Treatment of Children with AIDS
- Special Note on Lectins in AIDS treatment
- Antibiotics as a Primary Co factor in AIDS Progression



What Works

ENDO-TOXIN STIMULATION OF THE IMMUNE SYSTEM

Immune Stimulation as a Substitute for Anti-Biotics

By: W.C. Nelson, Prof. Homeopathy College of Practical Homeopathy, London, England
L. Derek Jr, National Research Institute for Radiobiology and Radiobiology

ABSTRACT

Lately there has been much press about the massive problems of antibiotic therapy. Antibiotics have prompted the development of many new resistant bacteria, caused many iatrogenic disease, and prompted immunosuppression by disturbing bowel flora. The anti-biotic attacks the bacteria directly and thus furthers the immunosuppression by preventing the natural immune system from working. The press has carried many reports of the continued problems of antibiotics. The medical community is searching for a substitute for these antibiotics.

Endotoxins are the lipopolysaccharides in the outer levels of bacteria. These toxic compounds can stimulate the immune system to defeat bacteria.

Homeopathy is a legal medical art that use this concept. In homeopathy a small dilute amount of the bacteria is given to the patient to stimulate the immune system. This is known as nosodal therapy. This article reviews the scientific and homeopathic literature around this therapy as a substitute for antibiotics.

KEYWORDS Endotoxins, Lipopolysaccharides, Homeopathy, Initial Values, Nosode Homeopathy, Immune Stimulation

BACKGROUND ON ENDOTOXINS

Exotoxins are excreted from living microorganisms, whereas Endotoxins are retained inside the cell

The Endotoxins are set free when the organism dies. These toxins have powerful stimulating capacities on the immune system. They stimulate antibody production, antitoxins, T-cell, B-cell, and immune cell formation, and immune cell efficiency. One mechanism is that these toxins are modified to inactivate the toxicophore group of the molecule, leaving the antigenic group unchanged.(ref. Tyler, Brady, Robbers 1988). These Exo and Endotoxins can be used to build immunity as in immunization. Certain of these endotoxins however produce general stimulation of the immune system. In other words they increase and fortify the entire immune system towards all intruders.(ref. Tyler, Brady & Robbers.1988)

Over one hundred years ago Jules Bordet first detected the presence of factors that could augment and stimulate antigen-antibody combination. This led to the complement fixation test.

The most important part of the complement activation involve the third complement component C3. The proposed classical pathway of activation and conversion appears in the first figure. There are many other ways that Endotoxins can help the body. The Endotoxins are rich in Lipopolysaccharides (LPS) which are contained in the cell wall of gram-negative bacteria. These bacteria are essential for life and must be part of the healthy bowel flora. In the bowel they help in nutrient absorption, assimilation, detoxification, and systemic regulation of immunity.

Endotoxins can also act to excite B-cell activity and they are thus also known as polyclonal B-cell stimulators. Figure 2 demonstrates this.

The Non-Specific Immune Stimulation Effect of Endotoxin Stimulation – Homeopathics

THE INTERNATIONAL JOURNAL OF THE MEDICAL SCIENCE OF HOMEOPATHY

THE NONSPECIFIC IMMUNE STIMULATION EFFECT OF ENDOTOXIN-HOMEOPATHICS

(Homeopathic Treatment of Bacterial Infections)

Chief Editor: N. Vilmos M. D., Independent Medical Editor, Budapest, Hungary **Edited and Validated By:** Arilla Kiss M.D., Győr, Hungary Christopher Hammond M.D., London, England Irvas Bandics, M.D., Budapest, Hungary Gyöla Patzoki, M.D., Budapest, Hungary Ilya Brenner, M.D., Institute of Oncology, Kiev, Ukraine Peter Smith, L.C.H., Cornwall, England Dima Sukharov, Ph.D., Kiev, Ukraine Peter Bartlett D.O., London, England **Developed By:** The staff of Maitreya, Limerick, Ireland William Nelson, L.P.C.C., Denver, Colorado, USA

This article was presented at the Pharma Expo in Budapest, Hungary; an international pharmacy exposition presented on November 10 - 13, 1994.

ABSTRACT

Two studies involving homeopathic or Endotoxin treatment of bacterial infections are reported, which indicate a natural, safe alternative to antibiotics. Both studies involve patients aged twenty-five to fifty. In the first study we take scratch blood samples with a cover slip, from ten healthy patients, for a reback test of neutrophil number. The patients are then given (in double-blind fashion) either water and alcohol or a homeopathic for bacterial stimulation.

On evaluation under the microscope, the number of the white blood cell is increased in the treatment group; the placebo group shows no change.

In the second study patients are evaluated for urinary bacteria from culture. They are then prescribed the Endotoxin homeopathic, and reevaluated. The study shows that the complex homeopathic can indeed help the patients to deal with their urinary bacterial infections. The proposed mechanism is discussed, along with this short study.

KEYWORDS

Bacteria, complex homeopathic, Endotoxin, motility factor, phagocytosis

INTRODUCTION

Exotoxins are excreted from living microorganisms, whereas Endotoxins are retained inside the cell. The Endotoxins are set free when the microbial organism dies. So as a bacteria in our bodies dies the Endotoxins activate and stimulate the immune system. These Endotoxins have quite powerful stimulating capacities on the immune system. They stimulate antibody production, antitoxins, T-cell, B-cell, and immune cell formation, and immune cell efficiency. In Pathophysiology Smith and Thier write of the powerful effect of Endotoxins on releasing neutrophils.

One mechanism is that these Endotoxins are modified to inactivate the toxicophore group of the molecule, leaving the antigenic group unchanged (ref. Tyler, Brady, Robbers 1988). These Exo and Endotoxins can be used to build immunity as in immunization.

Certain of these Endotoxins however produce general stimulation of the immune system. In other words they increase and fortify the entire immune system towards all intruders (ref. Tyler, Brady & Robbers 1988)

Dr. Lorand Bertok working at the National Research Institute for Radiobiology and Radiobiology in Budapest Hungary started in the 1950's and he has authored hundreds of articles on Endotoxicity, some with Dr. Hans Selye. Dr. Bertok writes in several articles and books about the stimulation of nonspecific resistance by Endotoxins. These refined Endotoxins have wide range stimulation effects against all pathologic micro intruders. The effects extend to viral and fungal defence as well. (ref. L. Bertok 1962, 1963)

ARTICLE 11



SCIO

CE measures treats

Volts and Oscillations (EMG, EEG)

Amps and Oscillations (ECG)

Resistance (GSR)

Hydration

Oxidation (Redox potential)

Ph acid vs alkalinity

Reactivity evoked potential to voltammetric fields of substances (TVEP) over 228,000 measures a second of these energetic factors

Brain wave and emotions with (MCES)

Pain with (MENS) (TENS)

Trauma or wounds (EWH)

Electro Weakness Ph, Redox disorder (VARHOPE Correction)

Trickle charge the body electric

If you need more information on the SCIO and purchase details please get in touch with us

Maitreya Kft.

tel: +3613036043

web: www.qxsubspace.com

e-mail: info@qxsubspace.com



All designed to detect + reduce Electro-stress and Balance the Body Electric Automatically

Homeopathic Treatment of Urinary E. Coli Infections

THE INTERNATIONAL JOURNAL OF THE MEDICAL SCIENCE OF HOMEOPATHY

HOMEOPATHIC TREATMENT OF URINARY E. COLI INFECTIONS


Chief Editor: N.Vilmos, M.D.; Independent Medical Editor, Budapest, Hungary **Editor and Validator:** By: Istvan Bardsics, M.D.; Budapest, Hungary Ilya Brenner, M.D.; Institute of Oncology, Kiev, Ukraine Peter Smith, LCH; Cornwall, England Dima Sakharov, Ph.D.; Kiev, Ukraine Tony Hughes, D.A.C.; Dublin, Ireland Peter Butler, D.O.; London, England Anila Kiss, M.D.; Győr, Hungary Richard Atkinson, M.C.S.F. State-registered Physical Therapist, West Yorkshire, England **Developer:** By: The staff of Maltreya; Limerick, Ireland

ABSTRACT

In this short study our Budapest patient population was analyzed for possible urinary infections. Twenty patients with urinary E.coli were tested for the amount of E.coli bacteria that would manifest in a Wampole

culture tube. The patients underwent a pre-test, and were tested again after two weeks and after one month of therapy.

The therapy utilized was a homeopathic nosode of mixed bacteria, as well as the E.coli. This formula shows effective in lowering the infection in the urinary tract after two weeks and after one month.



WHAT WORKS 15

HOMEOPATHIC TREATMENT OF HEMOLYTIC STREP AND SKIN AND THROAT INFECTIONS

CONF. EDITOR: N. Vilmos, M.D.; Independent Medical Editor, Budapest, Hungary **EDITOR AND VALUATED BY:** Ilyse Bandis, M.D.; Budapest, Hungary Elya Brenner, M.D.; Institute of Oncology, Kiev, Ukraine Peter Smith, LCH, Cornwall, England Dima Sakharov, Ph.D.; Kiev, Ukraine Tony Hughes, D.A.; Dublin, Ireland Peter Darlton, D.O.; London, England **CORRECTOR:** Dr. Simon Gull, M.D.; Hannover, Germany **DESIGNER BY:** The staff of Malbec; Limerick, Ireland, William C. Nelson L.P.C.C. Chief Researcher

This study was performed in 1995 at the Homeopathy Research Facility in Budapest, Hungary. Revalidation and further clinical testing are currently being performed by medical doctors at the Homeopathy Clinic in Budapest, Hungary, and by the doctors listed above.

ABSTRACT

In our work on nosodal homeopathies we have found that homeopathy can be stimulatory to the immune system in defeating certain microorganism intruders. One condition that is extremely needful of antibiotics is strep throat, in which streptococcal throat infections demand immediate treatment before more opportunistic invaders cause more severe disturbances. In our study homeopathy was utilized on twenty-two strep throat infections and six streptococcal skin infections. The results showed that a safe, effective resolution could be achieved with the homeopathies. The study discusses this in the context of endotoxin and nosodal homeopathic intervention.

© William Nelson 1995

INTRODUCTION

In our other studies on homeopathic nosodal work it has been found that our homeopathies were successful in working with urinary tract infections [Studies: 2 - 7].

We have now undertaken the study of homeopathy as a treatment for strep throat. Strep throat is very dangerous for the child and the entire family, as it can create severe disturbances if not treated properly. Immediate intervention is usually through antibiotics, to attack the streptococcus directly, but this will interfere with the ability of the immune system to do its job, and it will alter the bowel flora, creating longer-term problems. Also, antibiotics upset other types of nutrient balances such as manganese, sulphur, and other metabolites.

Homeopathy has been utilized for centuries to deal with many cases of exactly this type of disease. Many homeopaths will see this type of disease and treat it quite effectively with a host of various homeopathies. In this study we used a wide-spectrum blend of bacterial and nosodal homeopathies to treat the bacterial infection.

METHODS AND MATERIALS

Twenty-two patients with strep throat and six patients with hemolytic strep and skin infections have presented at our medical clinic over the last three years.

Antibiotics were not used with these patients, and we experimented with the use of the nosodal homeopathic to deal with these severe conditions. All the patients, ranging in age from five through thirty-two, presented with extremely discomforting sore throats. In the skin group, hemolytic strep usually produces a one- to two-centimeter blotch on the skin that has a weepy type of red sore. In both throat and skin infection cases, microscopic

NEW TECHNIQUES OF HOMEOPATHIC TREATMENT OF FUNGAL INFECTIONS

CHIEF EDITOR: N. Vilms, M.D.; Independent Medical Editor; Budapest, Hungary **EDITOR AND MANAGER:** Dr. Istvan Bardsley, M.D.; Budapest, Hungary **Gyölli Pászóki, M.D.:** Budapest, Hungary **Ilya Brenner, M.D.:** Institute of Oncology, Kiev, Ukraine **Peter Smith, L.C.H.:** Cornwall, England **Dina Sakharov, Ph.D.:** Kiev, Ukraine **DEVELOPER:** Dr. The staff of Maitosya, Limerick, Ireland **William Nelson, L.P.C.C.:** Denver, Colorado, USA

This article was presented at the Pharma Expo in Budapest, Hungary; an international pharmacy exposition presented on November 10 - 13, 1994.

ABSTRACT

In this study there are two major investigative reports that we explain. One is a forty-five-patient study of female yeast problems, in which a complex homeopathic treatment was proven to be effective. We first present a twenty-patient study of various effects on overall fungus population. The overall fungus was measured through culture analysis of patients' hair, urine, sputum, and other physiological samples.

Three treatment groups were organized; that of a candida-only diet, that of a homeopathic singular of *Candida albicans* only, and that of a complex homeopathic for full-range treatment of fungal disorders. In the study we show the dramatic superiority of the complex homeopathic, how it worked on a wide variety of fungal disorders, and how the *Candida albicans* homeopathic only worked on *Candida albicans*. The diet proved to have little or no effect.

The study reviews the process of the immune system's defense against fungal intrusion and fungal overgrowth. Also, there is the proposed mechanism for the homeopathic action, in that it appears to be stimulatory of the immune system.

KEY WORDS

Candida, fungus, immune system, phagocytosis

INTRODUCTION

There are many types of systemic fungal diseases, also known as systemic mycoses. The systemic mycosis is also seen as an opportunistic disease which occurs in a compromised immune system, unlike a true fungal infection which is caused by just a pathogen. The immune system must be deficient in order for the disease to completely take hold and proliferate.

Thus this can be the result of various types of immune suppressants. These include antibiotics, ionizing radiation (x-ray, etc.), corticosteroids and antimetabolites. These problems can occur in patients with azotemia, diabetes, bronchial ectasis, emphysema, tuberculosis, lymphoma, leukemia, AIDS, candidiasis, burns, and other similar diseases.

There can be geographical components of fungus, and coccidioides is usually confined to the southwest area of the United States. Histoplasmosis occurs in the East and Midwest, especially in the Ohio and Mississippi River valleys. Blastomycosis is restricted to North America and Africa. Paracoccidioides, often referred to as South American Blastomycosis, is usually found in the location for which it was named. As the world becomes increasingly smaller, these diseases are spreading into many different areas and can be found in many populations. In our study of fungal disorders we must culture a

Homeopathic Stimulation of White Blood Cell Motility

THE INTERNATIONAL JOURNAL OF THE MEDICAL SCIENCE OF HOMEOPATHY

HOMEOPATHIC STIMULATION OF WHITE BLOOD CELL MOTILITY AS ANALYSED UNDER THE MICROSCOPE

(A Proposed Mechanism of Homeopathic Immuno-Stimulation)

Chief Editor: N. Vilmos, M.D.; Independent Medical Editor: Budapest, Hungary.
Developed By: The staff of Malroya, Limerick, Ireland William Nelson L.P.C.C.

This article was presented at the Pharma Expo in Budapest, Hungary; an international pharmacy exposition presented on November 10 - 13, 1994. Revalidation and further clinical testing are currently being performed by medical doctors at the Homeopathy Clinic in Budapest, Hungary, and by the doctors listed above.

ABSTRACT

The dynamic factors of life seem to be dependent on photons. This has been developed through quantum electrodynamics, which has been applied to biology by many researchers. In this study we microscopically analyzed the white blood cell's recognition and motility factors for bacteria and fungi. By then observing how the white blood cell moves towards the bacteria and fungi we are able to analyze one factor of immunity.

A key question in biology must be: How do the white blood cell and the immune system find and isolate the microorganism intruder? A thermodynamic and/or chemical mechanism is not a complete analysis. In this paper we bring forth the treatise that the white blood cell has some photon receptors and a type of vision which allows it to find these intruders and thereby destroy them.

In this study we then gave the patients a treatment of water and alcohol, and/or a homeopathic of various microorganisms. This was performed in a double-blind fashion. In the placebo group there was virtually no change from the baseline reading in the motility recognition factors. However, there was a thirty-five percent

increase in recognition and motility of the white blood cells in the blood samples of the patients receiving the homeopathic treatment.

The conclusions of this study are drawn through a dynamic, quantum, photon system of understanding of biology, which then helps us to understand some possible mechanisms of homeopathy. In the conclusions of the study we further show that homeopathy not only is a safe but also an effective and natural process of not defeating the organism directly, but stimulating the immune system to do its job better in defeating the microorganism intruder. Thus homeopathy offers a more natural way to stimulate the immune system of the host rather than a way to defeat the intruder directly, as in antibiotic treatment.

© William Nelson 1995.

BACKGROUND

At the turn of the century the world of classical physics came tumbling down when the concepts of quantum physics were discovered. Physicists struggled with this new interpretation of the world. It wasn't until the 1950s - 70s that the developing field of quantum electrodynamics (QED) yielded a very good cross section of understanding of the physics of the universe, which has led many theoretical physicists to call QED the "king of physics", in that it offers the deepest explanations.

If we look over the span of changes in immunology, we can see that this also parallels some of our understanding of humans, and that biology always seems to be anywhere from twenty to fifty years behind physics.

WHAT WORKS 31

Stimulation of Motility Factors in Neutrophils

THE INTERNATIONAL JOURNAL OF THE MEDICAL SCIENCE OF HOMEOPATHY

STIMULATION OF MOTILITY FACTORS IN NEUTROPHILS

CHIEF EDITOR: N. Vilmos, M.D., Independent Medical Editor, Budapest, Hungary **EDITOR AND VALIDATOR:** Irvin Dandek, M.D., Budapest, Hungary Gyöla Patsuki, M.D., Budapest, Hungary Ilya Brenner, M.D., Institute of Oncology, Kiev, Ukraine Peter Smith, LCH, Corwall, England Dima Sakharov, Ph.D., Kiev, Ukraine Tony Hughes, D.A.C., Dublin, Ireland Peter Barlett, D.O., London, England Anila Kiri, M.D., Gyöla, Hungary Richard Ackerson, MCSP, State-registered Physical Therapist, West Yorkshire, England Christopher Hammond, MB, BS, LCH, Nottinghamshire, England Dr. Michael Gorber, Reno, Nevada, USA **DEVELOPER:** The staff of Malaya, Limerick, Ireland William Nelson L.P.C.C.

This study was performed in 1994 at the Homeopathic Research Facility in Budapest, Hungary. Revalidation and further clinical testing are currently being performed by medical doctors at the Homeopathic Clinic in Budapest, Hungary, and by the doctors listed above. This article was presented at the Pharma Expo in Budapest, Hungary; an international pharmacy exposition presented on November 10 - 13, 1994.

© William Nelson 1995

ABSTRACT

In 1987 a department of scientific research in Germany published the first part of this study [Studies: 5]. In this study a sample of patients' blood was taken by finger prick, and put onto an inverted slide. The inverted slide allowed for motility of the white blood cell underneath the cover slip. When viewing blood normally, using a noninverted slide, the cover slip would produce pressure on the white blood cell and restrict its movement.

A sample of various bacteria was put into the blood sample, comprised of streptococcus. The mobility and motility of the white blood cell was then studied under the microscope. This was done using a dark field at 1500x to minimize the effects of excess infrared radiation. However, the temperature of the blood was always maintained within one degree of body temperature (98.6° F., 37.5° C.).

The speed of the white blood cell was then measured

in seconds per 10 µm, as well as the ability of the white blood cell to produce phagocytosis around the bacteria. The baseline was thus established by observing multiple white blood cells in the patients. One group of patients was then given a placebo of water and alcohol (ten drops) orally, and another group was given a sample of a complex homeopathic designed to stimulate the white blood cell towards bacteria. Blood was taken thirty minutes after administration of the placebo or homeopathic.

In the treatment group there was virtually no change from the initial pre-test. In the homeopathic group there was an increase. In the homeopathic treatment group there was a thirty-five percent increase in the motility and mobility factors of the leukocytes.

This initial American study of 1987 has been duplicated using an additional ten subjects with fungus instead of bacteria, and fifteen subjects have recently been added to the study population from Hungary. This makes a sum total of thirty-five subjects who participated in our study.

Since the use of blood on the slide for testing white blood cell motility was an unnatural event, a second test was performed on four volunteers. This is the Rebeck Skin Window technique [Books: 22], in which a cover slip is applied to a wound, and then the number of neutrophils is calculated. Similarly to our first test, placebos and homeopathics were used, and an increase in neutrophil motility was observed in the homeopathic treatment group. The conclusions of our study show that the homeopathic is capable of stimulating the motility

WHAT WORKS 37

A Short Study of Comparison Factors of Homeopathic Treatment Vs. Enzymatic Treatment of Intestinal Parasites

THE INTERNATIONAL JOURNAL OF THE MEDICAL SCIENCE OF HOMEOPATHY

A SHORT STUDY OF COMPARISON FACTORS OF HOMEOPATHIC TREATMENT VERSUS ENZYMATIC TREATMENT OF INTESTINAL PARASITES

Chief Editor: N. Vilmos, M.D.; Independent Medical Editor, Budapest, Hungary **Editor and Valuator:** Istvan Bandics, M.D., Budapest, Hungary Gyöls Pászoki, M.D.; Budapest, Hungary Illya Brenner, M.D.; Institute of Oncology, Kiev, Ukraine Peter Smith, LCH, Cornwall, England Dina Salharov, Ph.D.; Kiev, Ukraine Tony Higham, D.A.C.; Dublin, Ireland Peter Barrett, D.O.; London, England Anka Kiss, M.D.; Győr, Hungary Richard Atkinson, MCSP, State-registered Physical Therapist, West Yorkshire, England Christopher Hammond, MB, BS, LCH; Nottinghamshire, England Dr. Michael Gerber, Ross, Nevada, USA **Consultant:** Dr. Simon Graf, M.D.; Hanover, Germany **Developer:** The staff of Maltraya, Limerick, Ireland

This study was performed in 1984 at the King Health Center in Lowellville, Ohio, USA. Revalidation and further clinical testing are currently being performed by medical doctors at the Homeopathy Clinic in Budapest, Hungary and by the doctors listed above.

© William Nelson 1995

ABSTRACT

In this study a group of patients from ages twenty-five to fifty were chosen who displayed signs of worm eggs on coprolith (stool) analysis. The patients were divided into two groups of ten patients each. One group received treatment with a combination homeopathic product known as Vermex, which contains various homeopathics that stimulate the defenses of the system against parasitic intrusion, and also homeopathics that help to flush out the intestinal tract. The other group was given Standard Process enzyme therapy in a pill called Zymex, whose ability to rid the system of parasites through its enzymatic effects was claimed by various doctors.

The patients in each group were then re-measured. It was found that the Vermex product was successful in treatment, whereas the Standard Process product seemed to show no positive effect.

KEY WORDS

Intestinal parasites, Vermex, nematode.

HYPOTHESIS

It is our hypothesis that a homeopathic product can be utilized to stimulate the immune defenses of a human organism against intestinal parasites.

METHODS AND MATERIALS

Twenty patients were taken from a medical practice in which two lines of products were used: one was a homeopathic, and the other an enzymatic therapy. The patients were random-sampled into two groups of ten patients each. One group was given instructions to take Vermex at ten drops, three times a day for three weeks. The other group was given Zymex enzymatic therapy, and told to take two pills after each meal for three weeks. The three-week period was chosen because most nematode eggs go through a twenty-one-day cycle. By using therapy for three weeks, we would expect the best results.

The nematode analysis was done by standard coprolith analysis, which was accomplished by taking a stool sample from each patient and extracting from it a section of the sample about the size of a large marble. This was then put into a sugar solution. The eggs would float to the top, and could be separated from the tube with a cover slip.

The eggs and egg parts were then counted to determine the approximate number of nematode eggs in each sample. In the table (see Appendix) the circles show us

ISSN 1098-2 49

So you have a cold – Is it allergy, asthma, influenza, infectious, or nutritional imbalance?

THE INTERNATIONAL JOURNAL OF THE MEDICAL SCIENCE OF HOMEOPATHY

SO YOU HAVE A COLD - IS IT ALLERGY, ASTHMA, INFLUENZA, INFECTIOUS, OR NUTRITIONAL IMBALANCE?

AUTHOR: William Nelson, D. Sc. L.P.C.C. Malireya, Limerick, Ireland

This article was presented by Dr. William Nelson at the Pharma Expo in Budapest, Hungary; an international pharmacy exposition presented on November 10 - 13, 1994.

ABSTRACT

In this brief paper we categorize some simple diagnostic methods for analysis of patients who present with rhinitis, sinusitis, itchy, runny eyes; asthma, fever, chills—in other words, cold symptoms. Cold symptoms can come from a variety of reasons, not just from viral infection. However, viral infection will be thoroughly discussed in this paper.

In this article we will discuss simple OTC (over-the-counter) treatment regimes which can be used for cold-like symptoms. This is vital information for pharmacists and practitioners alike in dealing with probably the most common ailment known to man.

© William Nelson 1994.

INTRODUCTION

The common cold goes by many names. Some of these include "cold", "coryza", upper respiratory infection", "acute rhinitis", "infectious rhinitis", "catarrh", "hay fever", "tonsillitis", "flu", "sore throat", "laryngitis", "pharyngitis", "otitis", "otitis media", and a host of other names and diagnostic criteria that reveal the nature of the cold.

Pharmacists are likely to intervene in the case of the patient who presents these symptoms, as some patients don't visit their doctors with "cold-like" symptoms.

They will ask pharmacists about treatment, or other therapists who dispense over-the-counter medications. The result of this kind of visit with the OTC therapist is mostly likely advice regarding self-medication, or home remedies combined with OTC prescriptions. Or the inquirer may be pointed to a general practitioner.

Many pharmacists and other OTC practitioners do not have a proper understanding of homeopathic treatments, and therefore they do not recommend adequate homeopathic treatment for simple conditions like cold, flu, or any of the symptoms mentioned earlier. It is the purpose of this article to explain to pharmacists and other over-the-counter therapists how to more correctly ascertain what type of OTC therapy might be in order, and also when to refer a patient to a general practitioner for more specific diagnosis and treatment.

BACKGROUND

An extensive cold surveillance study was performed in 1992, at the Vicks Research Center in the United States [1]. The study was designed to characterize symptoms in the nasal patency profiles of subjects reporting upper respiratory disturbances. Patients who were suffering from the common cold and not using any form of therapy were included in the study.

The subjects were asked to assess their symptoms, questioned about recent medications, tested for subjective nasal congestion and nasal flow, and subjected to nasal lavage and throat swabs as well as viral cultures. This was continued over a four-year period ending in 1992. Two hundred twenty-six cold episodes were evaluated in one hundred four individuals. For the present-

WHAT WORKS 53

Homeopathic and Herbal Treatment of Amoeba Infections

THE INTERNATIONAL JOURNAL OF THE MEDICAL SCIENCE OF HOMEOPATHY

HOMEOPATHIC AND HERBAL TREATMENT OF AMOEBIA INFECTIONS

By: W.C. Nelson, L.P.C.C.

INTRODUCTION

Amoeba is a one celled organism that can cause a parasitical or protozoa disease. The amoeba motivate by extending and contracting their protoplasm. There are a host of types of amoeba as well as a multitude of other protozoa diseases. These diseases were thought of as being rare for many years but due to better diagnosis and detection we see today more and more of these diseases.

The usual contact is with bad food or water. The initial exposure usually results in dysentery or what we refer to in Mexico as Montezumas revenge. This is usually treated symptomatically which produces relief. But the unconquered organism can proliferate and lead to other diseases. They can cause ulcerations in the colon and digestive tract. Most often the ulceration is in the lower bowel. Often the protozoa can proliferate in the mouth, bowel or spread to other areas. The proliferation of these intruders is slow and often takes 4 to 5 years before other symptoms result.

The amoeba can occupy places in the synovial fluid of the joints and cause arthritis or articular disease. In the joints they will cause distortion of the joint and distention of the joint sack. Many arthritic deformed joints in the fingers are a result of amoebic proliferation. They can cause hepatic abscesses in the liver or other organs. Since they shrink when exposed to saline solution (from the isotonic effect) they can be difficult to diagnose. the electro reactivity Xroid can detect the amoebic disease with some accuracy.

In recent years in clinical practice I have seen more and more Amoeba infections in Northern areas. In fact the further North I go the more amoeba I see. I can speculate that this is some how related to changes in the ultra violet light and the reduction in Amphibian populations.

TREATMENT

The human immune system dose not have a developed system for dealing with this protozoa disease. All attempts to correct this with classical homeopathy, nutrition, and behavioral therapy come up empty. The patient needs more refined and direct therapy. So to help the system to deal with this disease we developed a nosode treatment with some herbal therapy that could disable any flagellated bacteria such as Giardia or the motivated Amoeba. The formula is made with the patented activation process at New Vistas which appears to increase the clinical results significantly.

The formula contains nosodes from over 8 forms of Amoeba and other Protozoa. In Addition herbal forms of Diloxanide Furoate, Metronidazole, and abirinthinum are at lower potencies.

The formula has been tested safe for children and is to be taken 6 drops 3 times a day for 60 days to fully conquer the proliferation. Attempts to increase the chemical concentration seem to sacrifice safety.

OBSERVATIONS

Over the last two decades of using this product I have seen so much success in the treatment of stubborn arthritis and joint mobility that I can not imagine a being in practice without this formula. Several times a week I see patients that have joint distention and pain, and the machine says Amoeba. I then ask how did they like the dysentery they had in Mexico or some where 5 years ago. Surprised the patient so often responds 'How Did You Know?'

I have not organized a professional pee and post test for this study and I apologize to the reader for my assumptive assertions, But this is one case where the strength of the assertions is profound.

WHAT WORKS 63

Homeopathic Treatment of Treponema Infections

THE INTERNATIONAL JOURNAL OF THE MEDICAL SCIENCE OF HOMEOPATHY

HOMEOPATHIC TREATMENT OF TREPONEMA INFECTIONS (Rabbit Model)

Budapest, Hungary 1997, June 10 till Sept 15

Authors: Dr. Horvath Brian, PhD Director of Biol. Sc. head of Treponematoses Serological Department
Eszter B. Williams Nelson, MD ; International Medical University

ABSTRACT

In this study we review syphilis (treponema) and a basic homeopathic treatment of same. An animal model using rabbits is used to test the therapy and preventative capacities of a complex homeopathic remedy. There was no therapeutic effect. But to the surprise of all concerned there was a shocking preventative effect that suggest a possible vaccination for the most prolific disease on the face of the earth.

BACKGROUND

Syphilis is the most epidemic infection of humans on the planet today. In the world it is estimated by the WHO that 70 million people are infected each year. In the USA over 500,000 new cases are in need of treatment. In some countries syphilis effects one in ten. And world wide one in 25 is threatened.

Historically there are varying accounts as to the origins of syphilis, but all seem to agree that the disease at one time was unknown to humans. Once the disease started into the human population thousands of years ago, it spread unchecked. It now is epidemic everywhere. Once infected there is no second exposure immunity. this plus the nonhuman origin has further developed the theory that a vaccination was not possible.

The disease is transmitted by kissing, sexual contact, or contact with mucous membranes. The levels of syphilis has risen steadily for decades despite efforts of diagnosis and antibiotic treatment. The syphilis

organism is developing antibiotic resistance, and the immunosuppression effect of the antibiotics is complicating the ability of the antibiotic treatment.

Treponema Pallidum is a spiral bacterium about 0.25 microns wide and 5 to 20 microns long. Darkfield microscope can identify it with morphology and motility.

Within hours of entering the mucous membranes of its new host, trep reaches the regional lymph nodes and spreads throughout the body. The host reacts by perivascular infiltration of lymphocytes, plasma cells, and fibroblasts. The resulting lymph node swelling leads to endarteritis obliterans. Inflammation is replaced with degenerative processes, especially in the CNS and cardiovascular system. Since the first infection of syphilis does not convey any immunity, medicine developed antibiotic treatments. Also the antibody reaction to syphilis is unreliable, so it was further surmised by modern medicine that there is no way to vaccinate against syphilis. Many have dedicated lifetimes to developing a vaccine for treponema.

Homeopathy has syphilis treatment at its heart. Hahneman used syphilis as a treatment for years. The miasm of syphilis is well known. Millions of people have been treated with homeopathic syphilis for over a hundred years. But the homeopaths rarely use any statistical analysis. Modern medicine has been satisfied with its antibiotic treatment. But recent development of resistant strains plus evidence of how antibiotics can act as cofactors in the acceleration of fungal and viral disease, now demands we look for new treatment modalities.

ANNALS 65

Homeopathic Treatment of Immunity

THE INTERNATIONAL JOURNAL OF THE MEDICAL SCIENCE OF HOMEOPATHY

HOMEOPATHIC TREATMENT OF IMMUNITY

(Homeopathic Stimulation of Antibodies to Measles)

CHIEF EDITOR: N. Vilnius, M.D., Independent Medical Editor, Budapest, Hungary **EDITOR AND VOLUME EDITOR:** B. Csizsar-Bancsik, M.D., Budapest, Hungary **GYILVA PANSKI, M.D.:** Budapest, Hungary **ILYA BROSSER, M.D.:** Institute of Oncology, Kiev, Ukraine **PETER SOUTH, L.C.H.:** Cornwall, England **DINA SAKHAROV, Ph.D.:** Kiev, Ukraine **TONY HUGHES, D.A.C.:** Dublin, Ireland **PETER BARLETT, D.O.:** London, England **CONSULTANTS:** Dr. Simon Gatl, M.D., Hannover, Germany **DEVELOPER:** Dr. The staff of Maitreya, Limerick, Ireland

ABSTRACT

Blood samples from eight children were tested for antibodies to measles. Antibodies were to be below the satisfactory limit for immunity to measles. The children were treated for one month with a homeopathic polychord of measles at a dosage of ten drops, twice daily.

After four weeks, blood samples were again taken and the measles antibodies remeasured. The post-test showed the blood antibodies above the acceptable limit for immunity to measles.

CONCLUSION: The homeopathic medication can help to raise levels of immunoglobulins and antibodies. It might take the place of other types of immunization because of its safety and minimal side effects. Homeopathics may be used in an adjunctive or replacement therapy for standard immunization.¹

INTRODUCTION

Modern immunization started with Edward Jenner. In the 1870s he found that the cause of a disease could be used to treat a disease. He later found that the cause of a disease could be used to prevent a disease. This was a basic concept of ancient medicine that was expressed by Hippocrates (400 B.C.), Marcus Lucanus (50 A.D.), Theophrastus (430 B.C.), Mithridates (200 A.D.), Galen

¹ Patients were taken from groups of clients presenting in Denver, Colorado (1996) in New York City, New York (1990), and in Hungary (1990).

(150 A.D.), Rhazes (900 A.D.), Hahnemann (1780), Mather (1700), Timoni (1660), Pylarin (1675), and later Pasteur, Koch, Metchnikoff, von Behring, and Ehrlich [Books: 23]. None of these people ever knew of antibodies or immunoglobulins; they dealt with observations of disease resistance. Science started to realize that desensitization and immunization were valued treatments using the cause of a disease to cure it [Books: 24].

Most basic immunizations use dead, or inactivated, antigens such as diphtheria and tetanus, among others. These are then used to activate antibodies in the body. A combination of live viral vaccines for measles, mumps and rubella is available commercially. The measles, mumps and rubella vaccine (known as MMR) does not need to be taken by those born before 1957. The Merck Manual considers such people immune to measles and mumps. A rubella vaccine may be given to people of any age. The measles vaccine used in the early 1950s has resulted in evidence that women are now giving birth to children who sometimes need two immunizations, as the first type of immunization seemed to result in a variant reaction to the measles, mumps and rubella.

Re-immunization is recommended for patients who received the killed vaccine alone, or received killed vaccine followed within a year by live vaccine. Reimmunization is recommended for those who receive live, attenuated measles vaccine alone or with gamma-globulin before one year of age. Also, re-immunization is recommended when there is an unclear immunization history. The live, attenuated measles vaccine is not recommended for children with leukemia or other

Immunological and Electrophysiological Reactivity of Patients With HIV Infection

THE INTERNATIONAL JOURNAL OF THE MEDICAL SCIENCE OF HOMEOPATHY

IMMUNOLOGICAL AND ELECTROPHYSIOLOGICAL REACTIVITY OF PATIENTS WITH HIV INFECTION

Bri Nagy K., Nelson W., Barabas E., Balazs E., Várkonyi V., Horvath A.
National Institute of Dermato-Venereology, Budapest, Hungary 1994

ABSTRACT

The diagnostic and prognostic value of electrophysiological reactivity patterns of HIV infected subjects were compared to complex immunological and virological laboratory markers.

Electrical responsiveness of 22 asymptomatic HIV infected patients were monitored monthly for a 4 month period by Quanta Med 4000, a sensitive multichannel diagnostic biofeedback machine, capable of measuring slight fluctuation of patients' brain waves and skin resistance, whilst the patients are sequentially exposed to a battery of numerous homeopathic nosodes and isodes. This process known as the Xroid process.

Immunological and virological analysis included determination of CD cell count, HIV, HCV and CMV antibodies, HbsAG, and serum Beta 2-microglobulin (B2M) and Neopterin levels.

In the study - 4000 substances (items) were tested to determine which of these the patient had the most reaction to. The reactivity scores were then analyzed statistically. As a result a profile of electro-reaction is suggested, which considered characteristic of HIV disease in contrast to that of the normal subjects.

After initial evaluation a treatment protocol was designed. Half of the patients received a fatty acid blend and homeopathic medicaments throughout the test. Subjects were instructed to use the products daily and compliance was evaluated in the monthly interview. Reevaluation of electrophysiological reactivity and immunological tests were repeated every month.

H2M level was found decreased in 88 percent of those who received homeopathic treatment and in 50

percent it was found < 3 mg/L, compared to 27 percent of those untreated. Antibody level to CM was also found decreased in consequence of treatment. No changes, however could be detected in CD count and HbsAg and HBC antibody level.

The electrophysiological reactivity test provided information, which suggest that it can be used as a pre-diagnostic method, which might complete laboratory analysis. Complex homeopathy and individual nosode treatment shows some positive intervention.

INTRODUCTION

Reductionism has been a friend to most modern sciences. Reductionism has helped us to build bridges, engines, and much of our industrial world. In biology however reductionism has failed. Reductionism has lead to the development of synthetic chemicals which often produce more side effects and harm than benefits. (ref 1) Until recently medicine has emphasized reductionism, but now with the aid of computer technology nonlinear fractal analysis of patients' complexity has become possible. With a disease such as AIDS involving a retrovirus a nonreductionistic philosophy makes sense. Classic homeopathic treatment is also too reductionistic for HIV treatment. So a complex treatment program was designed (ref 2)

In our study we analyzed the fractal pattern of electrophysiological reaction patterns of 22 aids patients and compared their reaction patterns to controls. Significant differences of reaction lead to the development of a treatment protocol which was then tested on 22 ambula-

before

after

CEMIENS FOR PAIN

IT IS A SCIENTIFIC FACT THAT A LOW LEVEL VOLTAMMETRIC PULSE CAN INHIBIT PAIN SIGNALS.

THE SCIO WILL LET THE PATIENT'S BODY ELECTRIC AUTOFOCUS A HARMONIC PULSE TO MAXIMIZE THIS EFFECT. THIS IS CALLED

MICRO-CURRENT TRANSCUTANEOUS ELECTRO-NEURAL STIMULATION

AND CAN HELP YOU TO REDUCE PAIN WHILE HELPING YOU FIND THE CAUSE...



if you need more information on the SCIO and purchase details
please get in touch with us

Maitreya Kft.

tel: +3613036043

web: www.qxsubspace.com

e-mail: info@qxsubspace.com

Electrical Reactivity as a Prescreen of HIV Infection Patients

THE INTERNATIONAL JOURNAL OF THE MEDICAL SCIENCE OF HOMEOPATHY

ELECTRICAL REACTIVITY AS A PRESCREEN OF HIV INFECTION PATIENTS

Dr. Nagy K., Nelson W., Barabas E., Balazs E., Vekonyi V., Horvath A Study Site: National Institute of Dermato-Venerology, Budapest, Hungary 1994

ABSTRACT

Twenty-two ambulatory AIDS patients in Budapest were studied for xroid electrical reactivity readings. The electrical reactivity patterns and reactive substances that were in the highest fraction of reactivity. In other words, those reactants that were statistically significant are compared in the groups of the AIDS patients taking the AZT as well as the AIDS patients that were treated with homeopathic and nutritional items. The purpose of the study was to analysis similarities and consistencies in their electrical reactivity patterns over the course of four measurements. This took place during the 4th, 5th, 6th and 7th month of 1994. During these months there was also a homeopathic and nutritional intervention done on several of these patients to see the effect on blood chemistry profiles denoting aids risks and the homeopathic and nutritional intervention are described in the article known as the comparative results. Reductionistic techniques of synthetic chemistry have failed with HIV. This study charts a non reductionistic system of analysis of the electrical reactivity patterns of the study participants.

BACKGROUND INFORMATION

Reductionism in science has helped dramatically in the areas of mechanics, nonorganic chemistry, and other non living sciences. In Biology and Medicine however reductionism has failed, often causing more damage than benefits. The science of electrical reactivity allows for testing reactions to thousands of compounds thus developing a nonreductionistic analysis (ref.1)

The science of electrical reactivity in the body has been documented in several articles. Two such papers were recently submitted at an international medical diagnostic symposium in Pecs Hungary in September 1994 (ref. 23,24) Copies of these articles are attainable from the Quantum Medicine network on the internet. Also included there are articles that totally describes the electrical reactivity factors in medication testing.

To access the internet data base go to internet <http://usa-net/qmed>

Electrical measures of medication testing using an channel skin resistance devices has been shown unreliable, inaccurate, and susceptible to therapist error or intervention.(ref. 28) Reactivity patterns for electrical reactivity are best attained from electrophysiological changes of voltage and amperage along with resistance.(ref. 23,24,25,26,27)

Xroid is a term which is coined to mean rapid electro-physiological tests of patient reactivity to large numbers of potential reactant substances. A sophisticated electrical device will then measure multi-channel reactivity of changes in skin resistance, skin voltage potential, skin amperage, and capacitance and inductance changes in the body. This is then calculated into a mathematical formula, which is then analyzed for reactivity patterns. (ref. 34)

In our study, approximately 4,000 substances (items) were tested at each measurement to determine which of these substances the patient had the most reaction to. The reactivity of the patient to the different substances was plotted by the machine from the lowest reactivity to the highest. Thus, the patient becomes his own control. The items appearing in this report are only those items

WHAT WORKS 79

Transcript of the IUVDT Presentation on Homeopathic Treatment of AIDS

THE INTERNATIONAL JOURNAL OF THE MEDICAL SCIENCE OF HOMEOPATHY

TRANSCRIPT OF THE IUVDT PRESENTATION ON HOMEOPATHIC TREATMENT OF AIDS

Transcript of the IUVDT (International Union Against the Venereal Diseases and Treponematoses) World S. T. D. AIDS Congress Presented in Singapore on March 22, 1995

The following is a transcript of the first major homeopathic and electro reactivity paper on AIDS patients, presented at a major STD and AIDS world congress. This and other papers presented at this congress are beginning to show the abilities of natural medicine, especially homeopathy. Homeopathy has the potential ability to offer a cure for the victims of this horrendous disease. While it is well known that Homeopathy offers at least a documented form of symptom management.

START

A wise sufi master, in teaching his students, pointed to the moon. His wiser students looked up and saw the moon, but some of his less wise students looked up and only saw a pointing finger.

There is a problem today with reductionism in science; too many scientists only look for the reductionistic, single variable. Reductionism has failed in biology. Reductionism often looks only at the finger, and is not capable of seeing the larger picture. Reductionism has caused more damage than benefits in the synthetic chemical world. However, reductionism has offered dramatic pathways for profit.

New techniques of analysis must be examined to develop more complex, non-linear ways of analyzing patients. With this paper we propose an interdisciplinary program involving electrophysiological and bio-electronic engineering techniques of analyzing reactivity patterns in AIDS patients. This interdisciplinary technique allows us to look at more complicated fractal reac-

tivity patterns in the AIDS patients which then help us to determine potential directions for cure.

To do the electrophysiological measurement we use the Quantum Mod 4000 device, which made fourteen measures of voltage from brain wave electrodes. In addition, five measures of resistance were performed, accomplishing nineteen different measures of electrical reactivity. A test kit was connected to the computer, which then allowed for approximately 4,000 substances to be tested sequentially for reactivity of the patient.

The ionic relaxation time in the body is approximately one one hundredth of a second, and this amount of time was found in experiments to be adequate for testing of the reaction to compounds.

This test was accomplished on twenty-four asymptomatic AIDS patients in Budapest, Hungary. This test was performed at the National Institute of Dermato-Venereology in Budapest, this month celebrating its one hundredth anniversary.... (I would like to thank Drs. Nagy, Horvath, Barabas, Balazs and Varkonyi for their help in performing this four-month study. Their assistance and cooperation was vital, and I would like to take this opportunity to express my appreciation.)

After our initial scan of the patients, we had some exciting electrophysiological results. The AIDS patients tested had severely depressed oxidation levels measured by change in total electrolyte amperage. The HIV patients had significantly lower oxidation potential than the controls. This seems to fall in line with the work of Dr. Montagnier, who presented on the first day of the AIDS workshop his analysis of AIDS patients.

In his presentation on the pathogenesis of Am S and HIV, Dr. Montagnier talked about the dramatic appear-

www.ijmhs.com 87

Report on the evaluation of potential antiviral activity of highly sophisticated nutritional homeopathics in an in-vitro HIV model

THE INTERNATIONAL JOURNAL OF THE MEDICAL SCIENCE OF HOMEOPATHY

REPORT ON THE EVALUATION OF POTENTIAL ANTIVIRAL ACTIVITY OF HIGHLY SOPHISTICATED NUTRITIONAL HOMEOPATHICS IN AN IN-VITRO HIV MODEL

By: Károly Nagy, M.D. Ph.D. Semmelweis Hospital Budapest, Hungary
National Institute of Dermato-Venereology Budapest Hungary June 1995

AIM OF STUDY

The aim of this study was to evaluate the potential direct antiviral effect of highly sophisticated homeopathic supplements in an in-vitro HIV model using cultured cells.

MATERIALS AND METHODS

Compounds

The compounds to be investigated are registered in the United States with national drug code (NDC) listings. They are as follows: Fatty Acid Liquecence with added Myristic acid (4/1900, NDC 55541), Retro-WIR (Test) "904044" and Hemo-A Lipotropic (Lot #41883, NDC 55541-0126-4). All the compounds were in sterile fluid form, in brown vials.

Cells

H9 human T lymphoid permanent cell line has been used for the antiviral test. Cells were cultured and maintained in RPMI 1640 medium supplemented with 10% fetal calf serum.

Virus stock

For the infection HIV-1 IIIIB strain had been used. Viruses were propagated on H9 cell culture, and 5 days after the primary infection 24h supernatant was collected, clarified, aliquoted, and stored at -80 degrees C. Virus concentration, and the evaluation of biological active virus particles was determined by the MAGI

(multinucleated activation of galactosidase indicator) assay according to Kimpton and Emerman (*J. Virol* 66:2232-2239, 1992). The biological titer of the virus stock was determined as 2×10^5 IU/ml.

Treatment of the assay cells

One million of H9 cells in 1 ml of culture medium in a 12 ml test tube were treated with 1:25 and 1:100 dilution respectively, with the compounds to be tested. This treatment was done 1 hour before the virus infection. Cell incubation with the compounds was performed at 37 degrees C, 5%CO2 atmosphere.

As control, cell-samples were also treated with AZT (Azydothymidine, 5 ug/ml, final), an anti HIV nucleoside analogue, inhibiting the reverse transcriptase enzyme of HIV.

Infection by HIV of the treated cells

HIV-1 IIIIB virus preparation was added to the test tube containing the cells pretreated with the compound or AZT, and also for untreated control H9 cells in a multiplicity of 0.02 (m.o.i.) for 90 minutes. Then cells were washed 3 times with cold PBS (phosphate buffered saline) in order to get rid of the unbound viruses. Cell pellet was then resuspended in a culture media complemented with the compounds, or AZT. Then cells were seeded onto 24-well culture plates as 0.5 million cells/ml/well, and incubate at 37 degrees C, 5%CO2 atmosphere. 24 hours after virus infection treatment of cells was repeated similarly to that of the pretreatment.

AUTO IMMUNIZATION NELSONIAN THERAPY (AINT)

By: W.C. Nelson M.D.

In 1994 a major AIDS conference was held in Japan. The overall conference was very successful, and many types of discoveries were encountered regarding prolonging the life of the AIDS patient. One basic conclusion arose from this convention, however. The basic conclusion reported on five major news networks was that whatever we are doing for AIDS research is not working to complete satisfaction. Thereby, a new direction is definitely needed: a new direction for diagnosis, and especially towards cure; must be investigated.

There was an overall plea made at this convention for new directions of research. The previous directions of research have all been around certain synthetic, chemical dimensions. Chemical companies are looking for a magic bullet, some type of immunization therapy from which they could profit after doing their research.

We basically feel that we have this new direction, and that this new direction lies in the field of homeopathy and electro reactivity. In our study of the electrical reactivity of AIDS patients in Budapest, Hungary, we found that there is indeed a specific profile of compounds to which the patients reacted [Studies: 4].

We also treated the patients with the homeopathic pharmaceutical technique which we have outlined in this brief paper. This is the Auto Immunization Nelsonian Technique, in which we took a drop of each patient's serum and homeopathically succussed it into an immunization product specific to the patient. This would treat the patient's retro virus distinctly.

Our studies on antibodies such as the study of measles [Studies: 3] and others have shown that homeopathy is quite capable of raising immune activity. Homeopathy was successful in treating many world-

wide epidemics such as yellow fever, pestis and others. Now, perhaps, homeopathy has a potential answer for AIDS.

In our Budapest study [Studies: 4] we also found that there was a type of fatty acid range that these patients needed; not just one simple compound, but a whole range of fatty acids. These fatty acids also seemed to revolve around the mysteric acid. There is a mysterate compound at the end of the AIDS virus. Perhaps this mysteric acid (which is a fatty acid involved in some nutrition) is deficient, or disabled, in the AIDS patient. We have found that by supplementing the diet with this, we have had positive effects on our AIDS patients. Also we found that there were certain types of natural compounds that also seemed to be highly reactive. These were developed into a formula known as the Hemo A formula. The fatty acid was basically changed into a formula known as Fatty Acid M; the M denoting a touch of mysteric acid. We also provided a touch of an auto immunization formula for the AIDS patients that would help to develop their antibodies against the multiple AIDS viruses.

This is a basic treatise of how to develop an inexpensive, safe and effective treatment for immune deficiency patients. It is our hope that this will help in a wide variety of conditions, in a world that has ever-increasing immune disorders. For centuries, homeopaths have used isodal type remedies; they have taken bodily secretions from patients, homeopathically succussed them, and put them back into the patient's body for various therapeutic reasons.

This is a type of auto-immunization therapy which is used to build up certain immunities to conditions

Homeopathic Treatment of Herpes-Like Conditions

THE INTERNATIONAL JOURNAL OF THE MEDICAL SCIENCE OF HOMEOPATHY

HOMEOPATHIC TREATMENT OF HERPES-LIKE CONDITIONS

Chief Editor: N Vilmos, M.D., Independent Medical Editor, Budapest, Hungary **Editor and Valuator:** Bi: István Bandus, M.D., Budapest, Hungary **Gyula Patzoki, M.D.:** Budapest, Hungary **Ilyse Bressler, M.D.:** Institute of Oncology, Kiev, Ukraine **Peter Smith, L.C.H.:** Cornwall, England **Dina Sakharov, Ph.D.:** Kiev, Ukraine **Developer:** Bi: The staff of Malroya, Limerick, Ireland **William Nelson, L.P.C.C.:** Denver, Colorado, U.S.A.

INTRODUCTION

Herpes sores develop for many reasons. The herpes virus gets into cells, and can produce these sores. There are several types of herpes including simplex, progenitalis and zoster. There are many types of virus associated with these. These viruses often hide in connective tissue, especially around the spine, and then come out when there are periods of stress or metabolic imbalances that produce the right environment for them to leave. Once they leave the spine and go into an area such as the mouth, nose, Vagina, penis, or other attack area, the herpes virus is ripe for disablement by the immune system. The key factors of the immune system that deal with this are B cells and their antibody activity.

TREATMENT

Herpes virus does not like cold. Often we see heat produced in the area before herpes strikes, and heat afterwards. When we place a cold source onto the actual lesion, we can observe that it might take several ice cubes to suck out the heat. We can also use ice cubes to massage the areas of the vertebrae column where the herpes might have been; if the herpes were hiding in the cervical column, it might have left because of a disturbance of stress or metabolic activity. By finding the sore areas around the column and massaging them deeply with ice, we might prevent the herpes virus from moving back into the vertebrae column where it was origi-

nally stored. By palpating these areas, we find the ones that are sore on touch (not on movement). By massaging this area with ice cubes three times a day, we prevent the herpes virus from returning. The virus can then be disabled in the bloodstream.

The formula for herpes, HRPZ, is a homeopathic blend of high x potencies of the various viruses, so that there are no viruses, but only their involved energy. This helps to stimulate the immune system to surround the herpes virus with antibodies and disable it. The HRPZ formula also has homeopathics in it that help with the basic intrusion of the virus when it starts. This initial inception of the virus, when it escapes from various cells, can be dealt with by using the HRPZ formula. On this first day, the patient should take three drops every twenty to thirty minutes. This helps to deal with the symptomatology and stimulate the immune system against the virus.

The herpes virus then works by penetrating the cell membrane of the area, and then by using the DNA of the cells it replicates and spreads. If the patient is in a state of fatty acid deficiency, it is easier for the virus to penetrate the cell walls because they are made of fatty acids. Using the Fatty Acid Liquefactive at ten drops, once a day helps to prevent intrusion of the herpes virus. By using ten drops twice a day on initial inception, we can help to bring fatty acids into the cell walls to prevent viral spread.

Calcium is the key ion that sits on the membrane. In a state of calcium deficiency viruses spread more quickly. By taking two or three Calcium Lactate pills with

ISSUE WORKS 101

Homeopathic Treatment of Epstein Barr Virus Infections

THE INTERNATIONAL JOURNAL OF THE MEDICAL SCIENCE OF HOMEOPATHY

HOMEOPATHIC TREATMENT OF EPSTEIN-BARR VIRUS INFECTIONS

Nosodal Therapy for Viral Chronic Fatigue

CASEY EDITOR: N Vilnos, M.D.; Independent Medical Editor, Budapest, Hungary **EDITOR AND VALUATOR BY:** Brian Baskies, M.D.; Budapest, Hungary **Elya Benzer, M.D.;** Institute of Oncology, Kiev, Ukraine **Peter Smith, LCH;** Cornwall, England **Dina Sukharev, Ph.D.;** Kiev, Ukraine **Tony Hughes, D.A.c.;** Dublin, Ireland **Peter Bartlett, D.O.;** London, England **Attila Kiss, M.D.;** Győr, Hungary **Richard Adkinson, MCSP;** State-registered Physical Therapist, West Yorkshire, England **Christopher Hamwood, MBS, BS, LCH;** Nottinghamshire, England **Michael Gebot, M.D.;** Reno, Nevada, U.S.A. **DEVELOPER BY:** The staff of Malsreya, Limerick, Ireland

This study was performed in 1987 at the Survival Center Clinic in Ravenna, Ohio, U. S.A. Revalidation and further clinical testing are currently being performed by medical doctors at the Clinic in Budapest, Hungary, and by the doctors listed above.

ABSTRACT

Homeopathy has been proven effective historically in many different viral conditions. Recent experimental evidence has shown homeopathy to be effective for flu, measles, AIDS, and other viral conditions.

In this article we review some of this literature and research, and we explore homeopathic treatment of Epstein barr and mononucleosis conditions.

INTRODUCTION

One basic concept of treating like with like (the hallmark of homeopathy) was also developed by Jenner in his exploration of vaccination. In developing vaccination he sought to find that which caused the disease, so that it might cure the disease; the like treating like precept. This led to the discovery of vaccination principles, which have been utilized historically for a host of general conditions and for many different viral conditions. Homeopathy has been shown effective in treating yellow fever, flus and viruses, and a host of other infections.

In its two-hundred-year-old history, homeopathy has been very effective in the treatment of many epidemic cases as well. Nosodal homeopathy utilizes the various

viruses, bacteria and fungi to then treat the patient [Studies: 2, 3]. This has been shown to have the ability of increasing immunological function through antibodies [Studies: 4].

Homeopathics of several types of bacteria also have been shown to have nonspecific immune stimulation effects, meaning that the endotoxins of certain bacteria are capable of stimulating the entire immune system. Thus these bacterial nosodes can have stimulating effects on the overall immune system, which can then better attack various viruses. Thus this type of homeopathic antibiotic regime can be utilized in a virus condition, whereas normal antibiotics are contraindicated in viral conditions. Classic homeopathy as well as combination homeopathy have also been utilized in the treatment of several different flu conditions [Studies: 9].

Thus homeopathy seems to have a very good capacity for a safe and effective treatment for many viral conditions. In our clinic we have treated several hundred conditions of Epstein barr viruses with homeopathic nosodes of the virus. In this short study we review a collection of thirty-five patients whose titers were evaluated in pre- and post-tests of the Epstein barr virus as an indicator of mononucleosis. First, however, let us review the Epstein barr virus. Epstein barr virus, an infectious type of virus spread around the world today, has been shown to be a causative agent in increasing numbers of diseases. The Epstein barr virus causes infectious mononucleosis when the patient's liver is weak. Epstein barr also plays a role in the progression of certain malignancies, including nasopharyngeal carcinoma. Also Epstein barr has been linked to Burkitt's lymphoma.

WHAT WORKS 103

Antibiotic Disruption of Bowel Flora

THE INTERNATIONAL JOURNAL OF THE MEDICAL SCIENCE OF HOMEDPATHY

ANTIBIOTIC DISRUPTION OF BOWEL FLORA

Antibiotics as a co-factor in AIDS

By: W. Nelson, LPCC, M.D.

ABSTRACT

The antibiotic revolution was touted as one of the best discoveries of modern medicine. There have been however, a derogatory side effects of these antibiotics. The environment has been effected as well as the patients. In this article we look at the disruption of the bowel flora by antibiotics. And theorize about how this disruption of the bowel flora, could be a contributing factor to the AIDS epidemic. The article also reviews the bowel flora in naturopathic terms for treatment and diagnosis.

INTRODUCTION

Reductionism in science contributed widely to the formation of different thermodynamic understandings. Reductionism allowed us to build thermo-dynamic engines, buildings, radios, televisions, and a host of other non-living things. These mechanical devices were then easily analyzed with reductionistic theory where complex situations could be reduced to simple variables. The extreme complexity of living systems however, has not responded well with reductionistic analysis. In fact, reductionism has dramatically failed in Biology and Life Sciences, in its ability to help mankind.

The body being a quantum event responds more to a non-linear quantum type of analysis, rather than reductionistic theory.

Reductionistic theory flourished in the first part of this century. And was utilized in analyzing Biology where complex pharmacological entities such as, herbs and plants were broken down into their constituent parts

and analyzed with reductionistic techniques.

The reductionistic techniques always look for the key ingredients, and ignore the other so called inert ingredients. Not realizing that these inert ingredients help to make the whole of Biology and that no place in Biology was their just key ingredients without the existence of inert ingredients side by side. Thus, the problems started to be generated when synthetic chemical companies first found that they could so called "reproduce" these biological compounds.

The synthetic biological compounds were impostures and created different problems in the body. Reductionistic theory has always tried to over-simplify things. In our article on the illogic of chemical synthesis we expand on the problems of synthetic medicine (*ref Illogic of Chemical Synthesis*)

One of the over-simplifications in medicine was that of a germ theory. Where the ability of the immune system to balance itself and the beneficial effects of the different micro-biological organisms were ignored. Different germs were looked for to understand the different causes of disease. In fact, even the person who started the germ theory "Louis Pasteur", on his death bed realized that its not just the 'fauna' but, the 'flora' which allows for the existence of the germ to grow.

This reductionistic type theory also, was unable to understand or analyze extremely complex events. Thus the existence of the bowel flora and the fauna of the different types of micro-organisms in the bowel was not really analyzable by reductionistic theory and thus modern medicine largely ignored it. The bowel flora is extremely important part of the natural process. The bowel flora allows us to create nutrients, detoxify the

ISSN 1709-2102 107

Natural Treatment of Children with AIDS

THE INTERNATIONAL JOURNAL OF THE MEDICAL SCIENCE OF HOMEOPATHY

NATURAL TREATMENT OF CHILDREN WITH AIDS

A Report of the findings presented on AIDS and children at the 1995 IUVDT World STD/AIDS Congress

FIRST PRESENTED BY: Michio Tani, M.D., President of the Eastern Japanese Medical Institute, Japan

EDITED AND REPORTED BY: Maitreya Ltd., Dr. William Nelson, L.P.C.C., Professor of Complex Homeopathy, College of Practical Homeopathy, London England / Singapore, March 20, 1995

ABSTRACT

At the 1995 World AIDS Conference in Singapore, several key articles were presented on natural and homeopathic treatments for AIDS. Natural therapy is indeed getting more attention throughout the world. This article is a summary of a Japanese presentation on herbal and naturopathic treatment of AIDS in children. The article reviews the dramatic success of Naturopathic treatment versus AZT treatments and shows a heightened level of survival and decreased mortality statistics in the Naturopathic group

INTRODUCTION

New directions of therapy are needed in AIDS. Much research has been started into co-factors that might be responsible for facilitating AIDS. New co-factors such as antibiotics and removal of adenoids, tonsils, and appendix, and other conflicts of allopathy medicine are now being reviewed by scientists. These and other immuno-suppressions which are happening in our societies and environments today might be responsible for the elevated factors of AIDS. The dramatic use of these allopathic techniques have extenuated over the years and might have reached saturation points that could then cause complications and allow the AIDS virus to do its damage. In looking to new directions, people have looked into natural therapies. At the, 1995 Singapore

AIDS conference, it was indeed a pleasure to sit through doctor Tani's presentation on his results with naturopathic treatment of AIDS in children. His paper titled "Clinical Recovery of Pediatric AIDS by Natural Therapy" was indeed intriguing. Let me present some of the basic statistics and philosophy presented in this discussion by Dr. Tani and Dr. Rodica of Constantine, Romania.

Fifty-six pediatric AIDS patients were studied. Eleven were symptomatic HIV and 29 had clinical AIDS. The 56 pediatric patients were separated into 6 treatment groups and studied for a 30 month period. Natural remedies utilizing a Chinese herbal blend and soups were studied in contrast to AZT.

The different treatment groups consisted of

1. herbal tea*
2. herbal tea*, astol (phaseolus radiatus) and soup,
3. herbal tea*, astol, soup, and AZT,
4. just AZT, and
5. a control group.

* Chai Bai Sao tea

Dr. Tani and Dr. Rodica observed clinical and symptomatic findings in CD4 counts during the 30 months.(see Chart 6) Their conclusion was that their natural treatments produced curative effects. Favorable results were shown with the natural treatments over the course of time. Twenty-six percent (26%) or 9 cases were well recovered to normal conditions. Mortality was also remarkably reduced 1/10 compared to the other

WHAT WORKS 113

Antibiotics as a Primary Co-Factor in AIDS Progression

THE INTERNATIONAL JOURNAL OF THE MEDICAL SCIENCE OF HOMEOPATHY

ANTIBIOTICS AS A PRIMARY CO-FACTOR IN AIDS PROGRESSION

By: William C. Nelson L.P.C.C. M.D. and Eva Toth M.D. Homeodiagnostica, Budapest, Hungary, Visitation to 2.
Presented at the 1st International Conference of the Mór Kaposi Research Foundation, Convergence of AIDS and Cancer Research,
Budapest, Hungary August, 27, 1996

ABSTRACT

The world has now recognized the demise of antibiotics. Iatrogenic damage, resistant strains, immunosuppression and dependency have now challenged the core of one of the prides of modern medicine. The vast marketing of antibiotics has left medicine with a severe crisis. Reductionistic research and philosophy has been used for financial reward of the chemical companies. These antibiotics have been shown to have a wide variety of deleterious side effects, including effects on the bowel flora. We also theorize about how this disruption of the bowel flora, could be a contributing cofactor to the AIDS epidemic.

The populations with the greatest antibiotic use are the highest risk for development of AIDS. A balanced bowel flora could be essential in defense against the virus propagation into the deadly disease. The antibiotics might then increase the progression of risk in the disease. This hypothesis, because of its' non Reductionistic complexity is difficult to challenge in a single study. Funding of such a study would also be extremely difficult, in light of the challenge to synthetic chemistry. This brief article is but an introduction to the concept. For further information please refer to the collection of studies in the Journal of the Medical Science of Homeopathy, special issue on AIDS and viruses.

INTRODUCTION

Chinese Proverb "A man who sees a wrong and does not try to correct it, is not a man"

Reductionist science has contributed widely to the development of society. In reductionism a scientist will reduce an extremely complex system to a set of very limited observations. Reductionism will allow us to build engines, buildings, radios, televisions, and a host of other non-living things. Reductionistic science works well in nonliving situations, where complex situations could be reduced to simple variables. The extreme complexity of living systems however, has not done well with Reductionistic analysis. In fact, reductionism has dramatically failed in Biology and Life Sciences, in its ability to help man kind. Today science has learned of the benefits of, nonlinear analysis, chaos theory, quantum analysis, fuzzy numbers, and Fractal mathematics. All of the systems of science have learned of this trend except one, medicine. For in medicine Reductionistic science has been responsible for the evolution, sale, and financial reward of chemicals developed with inappropriate two variable statistics.

Reductionistic theory in science flourished in the first part of this century. And was utilized in analyzing Biology where complex pharmacological entities such as, herbs and plants were broken down into their simple parts and analyzed with Reductionistic techniques. Reductionism was used to develop synthetic chemicals for the pharmaceutical companies. Natural compounds were found to pharmacological effects, but natural compounds are not patentable. Thus the chemical companies would try to synthesize the compounds and use Reductionistic statistics to prove safety and efficacy. But iatrogenic damage of these compounds grew dramatically. The Reductionistic statistics worked well for pro-

WHATWORKS 125

Chapter 8: Cancer and Pre-Cancer Studies done in Kiev, presented in Paris



Wellness and Naturopathic Medicine Course and You can Pay in Karma

QUOTES FROM PEOPLE ABOUT DESIRÉ

"How would you like to spend some time with a great intellect like Einstein? Well Desire' is without doubt the most intelligent person alive and I am sure that if Einstein was alive today he would like to spend time with Desire'"

"Desiré is one of the most dazzling intellects that has ever lived, combine her intellect with courage and we get a historical person who will be remembered by humanity forever"

"As a child they could not measure Desiré IQ it was off the charts. Desiré's mental powers are phenomenal but her compassion and altruistic grace are transcendently awe-inspiring"

"Desiré has saved countless lives she will never know and she has touched innumerable hearts and changed people's lives"

"She has written over 80 medical textbooks, hundreds of medical journals, hundreds of scientific articles to help the planet. Desire' has over the last 15 years spent over 35 Million Dollars making over 50 movies and hundreds of training videos to help preserve natural medicine. And the greatest thing is Desiré offers this training to the world not for money but for Karma. Desiré is not just the most astounding intellectual; she is the most astounding humanitarian."

IF YOU PROMISE TO HELP OTHERS
YOU CAN PAY ME

IN

KARMA





ICACT

INTERNATIONAL CONGRESS
ON ANTICANCER TREATMENT

**A World Leading
Educational meeting**

Paris, France
Palais des Congrès



The International Journal of the Medical Science of Homeopathy

Special Issue for the Homeopathic Treatment of Cancer and Pre-Cancer States

This journal is designed for peer review of the best in practical homeopathy for the practitioners who want to read about what works for healthcare. This special issue covers the topic of scientific analysis of homeopathy.

Contents

- Introduction
- Homeopathic Treatment Of Breast Pre-Cancer
Clinical Trials of Complex Homeopathic Treatment of Mastopathy (Fibroadenomatosis) in Comparison with Results of Traditional Chemotherapy
- Experimental Evidence for Homeopathic Treatment of Cancer in Cell Culture and Animal Populations
- Treating Cancer with Homeopathies
- Homeopathic and Naturopathic Treatment of Fibrocystic Breast Disease
- Nutritional Deficiency of Fatty Acids in Cancer and other diseases
- A Short Review of Fatty Acids in the Treatment of pH Disturbance
- Homeopathic Treatment of Smoking Addiction, A Protocol Guide and Research Study
- A Homeopathic Review of Insect, Spider, Sea Life, Snake, and other Venoms
- Treating Polyps and Adhesions with Complex Homeopathy
- Homeopathic and Naturopathic Treatment of Endometriosis
- Cancer Seen Through Quantum Biology

HD

Homeopathic Treatment of Breast Cancer

SPECIAL ISSUE FOR THE HOMEOPATHIC TREATMENT OF CANCER AND PRECANCER STATES

1997.

HOMEOPATHIC TREATMENT OF BREAST PRE-CANCER

Clinical trials of complex homeopathic treatment of mastopathy (fibroadenomatosis) of mammae in comparison with results of traditional chemotherapy)

AUTHORS: PENEZIA O., GOROSHNIKOVA T., FOMOVSKAYA G. Institute of Biochemistry, Molecular Immunology Department Leontoviche 9 Kiev, Ukraine, 252030.
NOSTRA P. Kavetzky Institute of Experimental Oncology, Vanikovskaya 45, Kiev, Ukraine, 252022
CHESHUK V., LAKOTOSH V. Kiev Medical University, Oncology Department, Vahovynaya 69, Kiev, Ukraine
NELSON V., Professor of Homeopathy, The College of Practical Homeopathy, London England. Practicing at the Homeopathic Clinic in, Budapest, Hungary.

KEY WORDS: mastopathy, complex homeopathy, fibroadenomatosis, sarodes, sarcodes, degenerative tissue, cobra venom, Amdt-Schultz effect, chemotherapy.

Accepted for presentation at the First Congress of the European Association for Clinical Pharmacology and Therapeutics, Sept. 27-30 1995 Paris, France, and The Complimentary Health Care Symposium in The University of Exeter, England, December 1995.

ABSTRACT

100 women with mammae mastopathy (20-57 years old) were observed and treated during 1994-95. 31 patients were treated with traditional medicinal therapy (Chemotherapy, kalii Jodati 0.5, etc.) and 59 patients were treated with a complex homeopathic oral therapy of Degex, Degex Liquecence, Fatty Acid Liquecence, Shark Cartilage, and topical application of the Mustard Poultice. 20 Healthy volunteers from Kiev were also studied for their blood immune function.

Patients were evaluated for follow-up several times during the 12 month clinical study. All patients are physically examined by mammologist, surgeon, gynecologist, and serologically by the biochemist. Examinations were performed before starting the treatment, during the study and after completion of the study. Ultrasonography, thermography (of mammae) and mammography were performed in the pre-post fashion. Immunological serologic parameters such as T-cell subsets, T-cell ratio, expression of oncofetal antigens, carcinoembryonic antigen (CEA), and trophoblast specific beta-1-glycoprotein (TSG) were performed on 10 patient random sampled from each group. Serologic tests are done by flow cytometry, also performed in prepost fashion. The results were compared to the healthy volunteers as well.

Positive improvements in clinical symptoms was observed in 50% of patients from the traditional medicinal therapy and greater symptomatic improvements were observed in 87% of the patients from the homeopathic treatment group. The results were surprising to the researchers not familiar with complex homeopathic treatment. The pretest of abnormal T-cell subsets shows that about 50% of patients from both groups had abnormal CD4+/CD8+ cell ratio. After treatment the percentage of abnormality was 80% in the traditional medicinal and 20% in the homeopathic group.

Abnormal expression of oncofetal antigens on the peripheral blood lymphocytes of the patients also was different between the two groups. The traditional medication produced a rise in the oncofetal antigens to 50% where in the homeopathic the oncofetal antigens remained normal at 10%. Further pointing to the greater efficacy of the homeopathic treatment. The study discusses the contrast of the philosophy of homeopathy versus traditional synthetic chemotherapy methods.

Cell culture, animal, and now human studies point to complex homeopathy as a safe and effective method of cancer therapy. The study reviews other supporting literature.

WHAT WORKS 5

Experimental Evidence for Homeopathic Treatment of Cancer in Cell Culture and Animal Population

SPECIAL ISSUE FOR THE HOMEOPATHIC TREATMENT OF CANCER AND PRECANCER STATES

1997

EXPERIMENTAL EVIDENCE FOR HOMEOPATHIC TREATMENT OF CANCER IN CELL CULTURE AND ANIMAL POPULATIONS

CHIEF EDITOR: Judith Nagy, M.D.; Independent Medical Editor; Budapest, Hungary
PREPARED BY: Vladimir Virovsky; Kiev, Ukraine
Yu. Kudryavtch, Ph.D.; Kiev, Ukraine
V. Ryabukha; Kiev, Ukraine
EDITED BY: Istvan Bandics, M.D.; Budapest, Hungary
Oyila Pongyil, M.D.; Budapest, Hungary
Ilya Branner, M.D.; Institute of Oncology, Kiev, Ukraine
Dima Saikharov, Ph.D.; Kiev, Ukraine
DEVELOPED BY: The staff of Maitroya, Limerick, Ireland
William Nelson, L.P.C.C.; Denver, Colorado; U.S.A.

ABSTRACT

Certain complex homeopathic preparations were prepared from homeopathic remedies known to possess anti-carcinogenic tendencies. These compounds were then evaluated in cell cultures for their toxic effects as well as for their anti-carcinogenic effects [10].

Preceding the cell culture studies, animal (marine) studies were engendered to measure the effects of the compounds on cancer growths injected into mice. A test group of patient populations was involved with homeopathic treatment of cancer as well. The discussion also compares clinical practitioners' experiences in using these formulas with cancer patients.

The conclusions of the studies show that the formulas indeed are not toxic to healthy cells, and do have the ability to inhibit cancer metastasizing and growth in cell cultures, animals, and human test subjects.

HYPOTHESIS

It is the hypothesis of this collective study that homeopathics can be developed which have positive treatment effects on cancer. To test this, and to study the full effects, we set up tests for cancer in cell cultures, cancer in animals and cancer in humans.

The set of studies outlined in this paper reflects a six-year experience and analysis of these various remedies.

First, let us discuss the general formulas that were developed. It has long been known that part of the effect of various snake venoms is their necrotizing ability, or ability to produce degeneration in cells. Homeopaths long ago

learned of the Arndt-Schultz principle in which the action induced by a large quantity of a poison is opposed by the action of a small quantity of the poison [13]. This helps to explain why different cobra venoms and other venoms have been used by homeopaths to fight degenerative disease and cancer. The homeopaths of India found that dilute cobra venom was the most powerful of all venoms in reversing the effects of degenerative cancer.

Research shows the positive effects of interferon and interleukin to stimulate the immune system to deal with these carcinogenic diseases (Books: 11, 12). Homeopaths in Germany have shown that the tinctures taken from the mistle toe plant were also powerful in dealing with carcinogenic activity. This plant comes from the viscum alb family [5]. This type of degenerative plant, which grows and infects other trees and plant life, has been found to have positive homeopathic effects in inducing the human immune system to deal with disease. German homeopaths have been using eight forms of this viscum alb for a variety of diseases [14].

Our Neo P/Degex was chosen as a blend of all three interferons, all three interleukins, eight viscum albs and eight cobra venoms. A variety of potencies were used in this formula to help stimulate other levels of healing (see Appendix).

Another formula we wish to evaluate is a variation on a Hoxoy formula. Hoxoy was an herbalist who worked and practiced in the United States in the late 1940s and '50s. His father was a farmer who observed that certain animals with cancer (which therefore had to be put to pasture) would consume a specific set of herbs. Some of the animals would then recover from the cancers, and would be able to return to active farm life. Hoxoy's father saw that

WHATWORKS 13

Treating Cancer with Homeopathics

SPECIAL ISSUE FOR THE HOMEOPATHIC TREATMENT OF CANCER AND PRECANCER STATES

1997.

TREATING CANCER WITH HOMEOPATHICS

CHIEF EDITOR: Judith Nagy, M.D.; Independent Medical Editor, Budapest, Hungary

EDITED AND VALIDATED BY:

Istvan Bandics, M.D.; Budapest, Hungary
Gyula Panszki, M.D.; Budapest, Hungary
Elya Brenner, M.D.; Institute of Oncology, Kiev, Ukraine
Peter Smith, LCH; Cornwall, England
Dina Sakharov, Ph.D.; Kiev, Ukraine

DEVELOPED BY: William Nelson, L.P.C.C.; Denver, Colorado; U.S.A.

ABSTRACT

In this brief article we review various homeopathic methods of treating cancer including herbals, nutrition and other types of therapy.

KEY WORDS

Cancer, neoplasia, Degex homeopathic, Degex Liquescence, Oriental Herb formulas, Mustard Poultice.

INTRODUCTION

Neoplasia (cancer) is a dramatic disease that has perplexed modern man. Most allopathic medicine centers on symptomatology, and not on how to rid the body of disease and provoke cure. Many things in our environment have occurred which rob the immune system, and thereby cause cancer.

Cancer can definitely be seen as a fault of the immune system. People develop cancer from time to time, and the immune system breaks them up. This is well documented. It is wrong to think that cancer is something that happens only to the sick. The sick, who have immune difficulties, cannot prevent cancer from developing. Thus cancer is definitely a problem of the immune system.

Stimulating the immune system is the most rational of therapies in dealing with cancer. Years ago the Nobel Prize in Medicine was given to a team of researchers in Argentina, who determined that chemotherapy, radiation and surgery were bad treatments for cancer and that only by stimulating the immune system could real progress be made.

With this in mind a series of homeopathic products has been developed which deals with this deadly disease. First is Degex homeopathic. It has long been known that snake venoms contain degenerative factors that stimulate degenerative disease, or cancer. One of the most potent of these is Cobra venom. Cobra venom has been known to start degenerative disease. In fact, in India, if a person is bitten by a cobra, he must be buried quickly so that the tumors or degenerative conditions do not start to manifest. We have found that by using a small amount of this venom, we can reverse those factors. We point the reader to the study on "Venoms" for a further understanding of this mechanism. So our homeopathic of Cobra venom can be helpful.

Along with this Cobra venom in our Degex homeopathic, we use a low potency of Interferon A, B and C; as well as Interleukin 1, 2 and 3. These also stimulate the immune system. German researchers have found that certain forms of mistle toe (*viscum alb* in Latin) also have reversal effects homeopathically on degenerative disease. Several types of *viscum alb* are blended into the Degex. This formula after quantum quality control has been developed finely to stimulate the immune system to deal with degenerative disease. This formula can be used preventively because it is safe and natural.

Degex Liquescence, however, offers a different technique to work against cancer. It has long been observed that cancerous animals, when let out to pasture, are drawn towards certain plants. This observation led to the discovery of Periwinkle. Periwinkle had chemotoxic agents, which later were developed into modern chemotherapy. Hoxy among others was able to see this, and develop a blend of herbs that were all known to have chemotoxic, or

1997.

HOMEOPATHIC AND NATUROPATHIC TREATMENT OF FIBROCYSTIC BREAST DISEASE

PERFORMED BY: Istvan Bandics, M.D.; Budapest, Hungary
William Nelson, L.P.C.C.; Malibey, Limerick, Ireland

EDITED AND VALIDATED BY:
Ilya Brenner, M.D.; Institute of Oncology, Kiev, Ukraine
Peter Smith, LCH; Cornwall, England
Dima Sakharov, Ph.D.; Kiev, Ukraine
Tony Hughes, D.A.C.; Dublin, Ireland
Peter Bartlett, D.O.; London, England
Attila Kiss, M.D.; Győr, Hungary
Richard Atkinson, MCSP, State-registered Physical Therapist, West Yorkshire, England
Christopher Hammond, MB, BS, LCH; Northhamshire, England
Michael Gerber, M.D.; Reno, Nevada; U.S.A.

This study was performed in 1994 at the Homeopathic Research Facility in Budapest, Hungary. Revalidation and further clinical testing are currently being performed by medical doctors at the Clinic in Budapest, Hungary, and by the doctors listed above.

ABSTRACT

In this short profile we review the clinical protocol and results of our medical team on treating benign fibrocystic disease of the breast. It was found in our protocol that fatty acid deficiency, stress, and caffeine, nicotine, and other drugs were part of the profile. Thirty patients with fibrocystic disease were evaluated and treated with homeopathic and naturopathic modalities. Eighteen of the patients responded to the therapy quite well. A short review of the protocol and theory are explained in this article.

INTRODUCTION

Fibrocystic disease of the breast, also known as chronic cystic mastitis, is a benign and a common condition of the female breast. It occurs in fifty percent of premenopausal women. The fact that new cysts do not appear after menopause leads us to suspect that ovarian hormones are involved in the etiology of this disease. Pain or premenstrual breast pain is a frequent symptom, and the cysts may be tender. Most of the time this condition is without symptoms, and patients generally seek medical advice because of accidental palpation of one or more of the cysts. These cysts usually occur on one side only.

Most of the time they occur singly, but multiple cysts do occur. One third of the women examined by biopsy show some degree of proliferative hyperplasia. Often the cysts develop into breast cancer. The risk of cancer in-

creases dramatically if the woman smokes between the ages of twenty-five and thirty-five, and if there is a family history of the disease [Books: 1].

In our treatment protocol, it had been found that there were several conditions that increased the risk of this disorder in women. One was found in caffeine products such as colas, coffee, and chocolate. Caffeine seems to have a detrimental effect on the female hormonal system and increases the risk of fibrocystic disease. One of our treatment protocols was to remove these caffeinated products from the diet. Fatty acid deficiency and the inability to handle fatty acids properly also seemed to be a common profile occurring in our clinical setting. Fatty Acid Lignosunce was used to supplement fatty acids and to encourage patients to eat fresh fruits and raw vegetables on a daily basis to get their full range of fatty acids.

Stress is another variable that seems to relate to an increase in fibrocystic disorders. Patients in the protocol were encouraged to use stress reduction twenty minutes a day as part of their therapy.

It was also found that the Dagex homeopathic, as well as the sacodal homeopathic treatment of Lymph, Splen, Mammary, had a profound effect by helping the body to diminish the size of these lesions. Thus the total protocol of Fatty Acid Lignosunce, Dagex and Lymph, Splen, Mammary made up the threefold homeopathic treatment protocol for our patients.

Thirty female patients between the ages of twenty-eight and fifty were evaluated, and were found to have fibrocystic disease. They were treated with the above protocol. Biopsies were not performed, but mammogram and

Nutritional Deficiency of Fatty Acids

SPECIAL ISSUE FOR THE HOMOOPATHIC TREATMENT OF CANCER AND PRECANCER STATES

1997.

NUTRITIONAL DEFICIENCY OF FATTY ACIDS

(Demyelination Syndrome and Other Disorders of Fatty Acid Metabolism in the Body)

CHIEF EDITOR: Judith Nagy, M.D.; Independent Medical Editor; Budapest, Hungary

EDITED AND VALITED BY:

Istvan Bandics, M.D.; Budapest, Hungary
Elya Brenner, M.D.; Institute of Oncology, Kiev, Ukraine
Peter Smith, LCH; Cornwall, England
Dima Sakharov, Ph.D.; Kiev, Ukraine
Tony Hughes, D.A.C.; Dublin, Ireland
Peter Barfield, D.O.; London, England
Anikó Kiss, M.D.; Győr, Hungary
Richard Atkinson, MCSP; State-registered Physical Therapist;
West Yorkshire, England
Christopher Hammond, MB, BS, LCH; Nottinghamshire, England
Dr. Michael Gerber, Reno, Nevada; U.S.A.

CONSULTANT: Dr. Simon Gut, M.D.; Hanover, Germany

DEVELOPED BY: The Staff of Mairéya; Limerick, Ireland

This study was performed in 1987 at the Survival Center Clinic in Ravenna, Ohio, U.S.A. Revalidation and further clinical testing are currently being performed by medical doctors at the Homoeopathic Clinic in Budapest, Hungary, and by the doctors listed above.

ABSTRACT

In this short study we give an overview of fatty acid nutritional deficiency and its implications. This illustrates the need for fatty acids to be utilized in any doctor's office. Viral disease, demyelination syndrome, and other factors involving fatty acids are reviewed.

INTRODUCTION

Dr. Chyle, in his early work at the Cleveland Clinic, was able to separate various tissues into their fatty components with a cold process extraction. He was also able to extract from these tissues some of the RNA/DNA products, which he called protomorphogens, and take them through a high-temperature process. By combining these two factors in a mineral bath he was then able to produce autogenic, or self-made, cells. This work is reviewed in "Quantum Biology", as well as Royal Lee's book, "Protomorphology" [Book 1, 22].

Chyle was one of the first to point out our dramatic need for fatty acids. A large percentage of the fatty acids in the body are located in cell membranes. Also circulating through the blood stream is a free fatty acid pool known as the FFA pool. Thus as cells break down they must release these fatty acids and then replenish them from the free fatty acid pool cycling through the body.

There are many different fatty acids depending on the number and strength of carbon bonds as well as the occurrence of various compounds that bond to various sites. We talk about unsaturated fatty acids as being the ones that have open bonds. These occur mostly in the plant kingdom and largely in oils such as canola oil, safflower, sunflower and others. The thinner the oil is, the richer the unsaturated fatty acids are; the thicker the oil, the more likely that the fatty acids have been saturated. Thus a polyunsaturated oil is one that has many unsaturated components.

The empty carbon holes in the unsaturated oils allow the fatty acids to pick up various types of free radicals and help in detoxifying the body. Thus the free fatty acids are important free radical fighters in the body.

The myelin sheath over many nerve fibers of the body is a complex of lipo protein layers formed early in life by the oligodendroglia in the central nervous system and by the schwann cells in the peripheral nervous system. These two types of myelins differ chemically and immunologically. They do serve the same function: to promote and insulate transmission of neurological impulses along the axons.

There are metabolic disorders such as PKU, amino acidurias, proteinuria, Tay-Sachs, Niemann-Pick, Gaucher's disease, Hurler's syndrome, and leukodystrophias, all of which can affect the developing myelinated sheath, mostly in the central nervous system.

A Short Review of Fatty Acids in Treatment of pH Disturbance

SPECIAL ISSUE FOR THE HOMEOPATHIC TREATMENT OF CANCER AND PRECANCER STATES

1997.

A SHORT REVIEW OF FATTY ACIDS IN TREATMENT OF pH DISTURBANCE

CHIEF EDITOR: Judith Nagy, M.D.; Independent Medical Editor, Budapest, Hungary

EDITED AND VALIDATED BY:

Istvan Bandics, M.D.; Budapest, Hungary
Gyula Parosyi, M.D.; Budapest, Hungary
Ilya Brenner, M.D.; Institute of Oncology, Kiev, Ukraine
Peter Smith, LCH; Cornwall, England
Dina Sakharov, Ph.D.; Kiev, Ukraine

DEVELOPED BY:

The staff of Malireya, Limerick, Ireland
William Nelson, L.P.C.C.; Denver, Colorado; U.S.A.

ABSTRACT

Dr. Royal Lee, Revici and Crile made the point that life requires fatty acids. In fact, every cell membrane is made up of fatty acids. This article briefly reviews some of the basic history of this, and sets up a one hundred-patient study of intervention showing fatty acids to be helpful in treating patients with pH disturbances.

Fatty acid deficiency is the number-one nutritional disease today, and Fatty Acid Liqueescence is a powerful treatment factor. Many cancer conditions can be started by a fatty acid deficiency.

KEY WORDS

Revici, Royal Lee, Crile, Fatty acid, pH disturbance, Fatty acid Liqueescence

INTRODUCTION

Dr. Revici in his work on morphology found that blood pH was extremely important in disease. It was reflected in the pH of the urine; blood pH was difficult to measure. Dr. Revici also pointed out the relationship of fatty acids to cancer. Some cancers resulted from fatty acid deficiency where the membranes of the cells become too porous and let toxins in and nutrients out.

Dr. Revici found that fatty acids were indeed important in metabolism. These fatty acids could be destroyed in cooking. In fact, temperatures at approximately 106° F could destroy the bonds in fatty acids and set up acidity factors. Not all fatty acids are so heat-labile; only a handful. Some of these are indeed needed for health.

We have shown that these fatty acids have factors that are problematic with heat. Over-cooking has created some problems for fatty acids. Revici also remarks that cell membranes give up their fatty acids in response to stress; stress that sets fatty acids free and allows them to bind with chlorine in an irreversible bond. This stress and over-cooking have set up a situation in which fatty acid deficiency is the number one nutritional disturbance of the body.

Fatty acids are the precursors of our sex hormones, make up the cell membranes, and have numerous other functions inside the body. So compensating for fatty acid loss is a very important part of any nutritional program.

Since these compounds are destroyed at temperatures that even light cooking can reach, we must use formulas from cold-processed oils and compounds. When we attempted to make these into pills, we learned that the gelatin corporation and other companies that had the encapsulating materials exposed the insides to temperatures of around 115° F. This could set up acidity factors, and was inappropriate for a true fatty acid compound. Thus to make fatty acid compounds including fatty vitamins, essential fatty acids, Evening Primrose oil, fish oils, borage oil, and many others is very complicated. Also, they would have to be in liquid form. We created this as the Fatty Acid Liqueescence.

Revici remarks that these fatty acids can be utilized to stabilize the body if there is a pH imbalance. This pH imbalance is the major predisposing condition for cancer.

In our study one hundred patients were chosen who had a urinary pH of 5 or below and a specific gravity of 1.030 or above.

Homeopathic Treatment of Smoking, Addiction, a Protocol Guide and Research Study

SPECIAL ISSUE FOR THE HOMEOPATHIC TREATMENT OF CANCER AND PRECANCER STATES

1997.

HOMEOPATHIC TREATMENT OF SMOKING ADDICTION, A PROTOCOL GUIDE AND RESEARCH STUDY

(Desensitization of Cigarette cravings with Complex Homeopathy)

CHIEF EDITOR: Judith Nagy, M.D.; Independent Medical Editor; Budapest, Hungary

EDITED AND VALIDATED BY:

Istvan Bandics, M.D.; Budapest, Hungary
Ilya Brauner, M.D.; Institute of Oncology, Kiev, Ukraine
Peter Smith, LCH; Cornwall, England
Dina Sakharov, Ph.D.; Kiev, Ukraine
Tooy Hughes, D.A.C.; Dublin, Ireland
Peter Bartlett, D.O.; London, England
Attila Kiss, M.D.; Győr, Hungary
Richard Atkinson, MCSP, State-registered Physical Therapist,
West Yorkshire, England
Christopher Hammond, MB, BS, LCH; Nottinghamshire, England
Dr. Michael Gerber; Reno, Nevada, U.S.A.

DEVELOPED BY: The staff of Maitriya; Limerick, Ireland

This study was performed in 1985 at the Survival Center Clinic in Rossena, Ohio, U.S.A. Revalidation and further clinical testing are currently being performed by medical doctors at the Clinic in Budapest, Hungary, and by the doctors listed above.

ABSTRACT

This is a paper on using a graduated desensitization program to help a group of twenty-three smokers become free from nicotine and tobacco dependency. They were tested for nicotine dependency. Successful treatment resulted in over twenty of the cases, showing both short- and long-term results in dealing with smoking addiction. Complex homeopathy is shown to be a possible treatment for stopping cigarette addiction.

KEY WORDS

Nicotine, smoking, addiction, vitamin C, Anti-Smoking I, Anti-Smoking II, Lung Liquecence, Hygly; Heart, Lung homeopathic, endorphins, Endorphin homeopathic, Crystallized Cell Salts, Substance Abuse

INTRODUCTION

Cigarette smoking and other types of nicotine usage have been with us for many years. The use of the natural herb

known as tobacco as a stimulant has been extreme, and has complicated the health of many people. In fact, recent evidence shows that over seven hundred fifty thousand deaths a year occur in the United States as a result of smoking. World-wide estimates of smoking deaths will exceed the multimillions per year because of this habit. Dramatic evidence now shows conclusively that smoking is a dramatic health risk.

Nicotine is a highly addictive substance. Manufacturers and retailers of these tobacco products try to ignore the fact that they are making accessible, a highly addictive substance that can have dramatic detrimental effects on health. This type of substance abuse requires a complete reconsideration of the process of how and why we let such companies sell such a dramatically harmful product.

For the homeopath or naturopath a safe, natural process of bringing patients of cigarette addiction is very important. To this end we have developed a series of complex homeopathic treatments that can help the patient in this fight against addiction.

We have developed a two-step desensitization program for this. One has a concentrated amount of nicotine

1997.

A HOMEOPATHIC REVIEW OF INSECT, SPIDER, SEA LIFE, SNAKE AND OTHER VENOMS

(Special attention to degenerative disease)

CHIEF EDITOR: Judith Nagy, M.D.; Independent Medical Editor: Budapest, Hungary

EDITED AND VALIDATED BY:

Istvan Bandics, M.D.; Budapest, Hungary
Gyula Parsnyki, M.D.; Budapest, Hungary
Ilya Brenner, M.D.; Institute of Oncology, Kiev, Ukraine
Peter Smith, LCH; Cornwall, England
Dima Sakharov, Ph.D.; Kiev, Ukraine
Tony Hughes, D.A.C.; Dublin, Ireland
Peter Bartlett, D.O.; London, England

WRITTEN BY: W.C. Nelson L.P.C.C. Professor of Homeopathy College of Practical Homeopathy, London, England

ABSTRACT

In the following article we review both the mechanisms of action of homeopathic use of venoms and a proposed mechanism of action. Homeopathic venoms are a key part of the treatment for degenerative disease. Since many of these venoms cause cellular degeneration in raw dose they can reverse some degeneration in dilute homeopathic form. A total review of the world of venoms is proposed with many recommendations for homeopaths, as well.

KEY WORDS

Arndt-Schultz Law, Widler's Law of Initial Values, Reversal, Poison, Homeopathy, Cancer, Degenerative Disease, Coagulation, Enzymatic, Post synaptic, Pre synaptic Toxins, Cytotoxic, Hemolytic, Proteolytic

HYPOTHESIS

Many different venoms have been used historically in medicine by many cultures. Snake venom in particular has achieved much attention throughout the eons. The snake was thought to represent death, but also to represent aspects of life. It has been part of deep mythology in almost every culture.

The symbol for healing, the staff with the snake around it, is used by the American Medical Association as its signature. Many aspects of healing are connected to snakes.

Venoms were found to have many different effects for both medicine and biology. As early as 1737 Geoffroy and Husault observed that the blood from cats and dogs bitten by vipers did not coagulate. In 1787 Fontana found that when he injected a rabbit in the jugular vein with a small quantity of the same venom, this caused immediate death. On opening the vessels he found that the blood was coagulated.

This was later put together in 1899 by an author named Phisalix, who found that there were two distinct types of activity of this viper venom. One was an anticoagulant at high doses, and the other a coagulant at low doses. This was part of the first finding that some compounds often had various effects at different potencies. The amount of dilution could sometimes accomplish an influx, or a distinct difference of action in potencies or dilutions. This was later developed as the Arndt-Schultz law of pharmacology.

Dr. Isaacs remarks that the effect between alpha receptors and beta receptors in the body is not a factor of different compounds that stimulate results, but different amounts of the same compound. Different dilutions can have different effects on neurotransmitter points within the body. This is key in the understanding of homeopathy, especially when we understand various snake and insect venoms.

In 1854 Brainard found that venom in blood taken from animals bitten by crotalidae was found to cause non-coagulation. In 1860 Mitchell found that the toxic secretion of the *Crotalus adamanteus* prevented blood from clotting in vitro. In 1893 Martin cited that the venoms of elapidae (an example of which is the *Pseudechis porphyriacus* and the *Notechis scutatus*) coagulated blood in the

Treating Polyps and Adhesions with Complex Homeopathy

SPECIAL ISSUE FOR THE HOMEOPATHIC TREATMENT OF CANCER AND PRECANCER STATES

1997.

TREATING POLYPS AND ADHESIONS WITH COMPLEX HOMEOPATHY

EDITOR: Judith Nagy, M.D.; Independent Medical Editor, Budapest, Hungary
W.C. Nelson L.P.C.C.

EDITED AND VALIDATED BY:
Gyula Pansyik, M.D.; Budapest, Hungary
Ilya Brenner, M.D.; Institute of Oncology, Kiev, Ukraine
Peter Smith, LCH; Cornwall, England
Dima Sakharov, Ph.D.; Kiev, Ukraine
Terry Hughes, D.A.C.; Dublin, Ireland
Peter Bartlett, D.O.; London, England

ABSTRACT

In the course of a medical process a naturopath reports on several cases involving polyps and adhesions, and the success of using a complex homeopathic product for polyps and adhesions.

KEY WORDS

Polyps, adhesions, Polyps & Adhesions homeopathic

INTRODUCTION

Polyps, which are non-cancerous growths, emerge in some patients without real explanation. Many of these polyps occur in the intestines or sinuses, and some in other parts of the body. Their growth baffles science.

Homeopathy has long possessed products that are recommended for cases of polyps. Adhesions occur when parts of the body, such as the small and large intestines, adhere to each other. The products used for treating polyps are very similar to the products used in treating adhesions in the singular homeopathic field.

Thus a product was developed that was designed for treating polyps and adhesions as a complex homeopathic. It would involve sarcodes, nosodes, and other classical formulas; most importantly, that of graphites. This formula was then used to treat polyps and adhesions. Over the last two years six patients have presented with polyps and adhesions.

The first case of polyps was that of an eight-year-old girl who had learning disabilities, and had three surgeries to remove her intestinal polyps. These polyps appeared for no apparent reason. There was no inherited tendency towards this, but the polyps did seem to regrow with great voracity. The child was treated with Polyps and Adhesions formula, and within ninety days a medical investigation found that the polyps were shrinking, a month later, the polyps had disappeared, and the child's grade level had improved. She was taken out of the learning disability group.

In another case a six-year-old boy had intestinal polyps. There were no other symptoms other than intestinal blockage, which led to the inspection that found the polyps in the large intestinal tract. The doctor had already removed them once, but they regrew. The boy's parents were concerned that the surgery was not getting at the cause, but was only dealing with the surface issues. We treated him with the Polyps & Adhesions formula for two months. No polyps have reappeared in the child during the last seven years.

Another case involved a twenty-three-year-old woman with nasal polyps. These polyps had been operated on three times, and they seemed to form without explanation. The patient presented with rhinitis and sinusitis symptoms, as well as inhalant allergies to particles including house dust, ragweed, and miscellaneous grasses. This did not explain the formulation of the polyps. The Polyps & Adhesions formula was prescribed, as well as homeopathic desensitization of the allergies through allerode therapy. Within six months the rhinitis had cleared, and the polyps had disappeared. The polyps have not returned in the last nine years. The initial therapy lasted for only six

WHATWORKS 57

Homeopathic and Naturopathic Treatment of Endometriosis

SPECIAL ISSUE FOR THE HOMEOPATHIC TREATMENT OF CANCER AND PRECANCER STATES

1997.

HOMEOPATHIC AND NATUROPATHIC TREATMENT OF ENDOMETRIOSIS

BY: W.C. Nelson, M.D.

ABSTRACT

In this short study we review the clinical treatment of 38 endometriosis patients presenting in a medical clinic over the course of a 4 year period. Treatment of the 38 patients showed 35 were dramatically helped by this form of therapy. Causative factors and theoretical factors of the results are discussed in the article.

INTRODUCTION

Endometriosis is the presence excess of endometrial tissue in abnormal locations found in women. This type disease is very common in women of reproductive age. Intra-abdominal endometriosis may be due to retrograde flow of menstrual tissue through the fallopian tube. But the finding of endometriosis at distant sites of nasal mucosa and lung, suggests vascular or lymphatic transport of the endometrial fragments. Another possible cause is the transformation of coelomic endometrial glands. It is estimated that approximately 50 percent of infertile women have endometriosis, thus it should be suspected in any woman with infertility. Dysmenorrhea, particularly after many years of pain free menses, and dyspareunia also can occur as a sign of endometriosis. Super pubic or rectal pain may be present as well as abnormal bleeding during menses. Examination may be normal, but may reveal lesions on the vulva or cervix in the vagina, umbilicus or surgical scars. There may be retroverted or fixed uterus, enlarged ovaries, or uterosacral nodularity. If there is no external visible lesions, the diagnosis can be assisted with laparoscopy. Diagnosis can also be found with ultrasound and by symptomatology. Staging of the extent of the disease into mild moderate severe form is important in evaluating response to therapy and also to tell the seriousness of this to the doctor and to the patient. Normal medical treatment danazol, medroxyprogesterone acetate or oral contra-

ceptive pills have shown dramatic side effects. Thus natural therapy needs to be developed and researched.

The most common side effects of the drugs are weight gain, fluid retention, fatigue, decreased breast size, acne, oily skin, hot flashes, muscle cramps, and emotional lability. Bloating, weight gain, breast tenderness, chloasma, irregular bleeding, and depression can also result from the drug type therapies.

Endometriosis is the second most common gynecological disorder requiring hospital treatment. More and more women are being diagnosed as having endometriosis. It is known that the hypothalamus with the pituitary, in the normal female body, should send out a tiny bit of growth hormone that helps stabilize the body. This dosage of the growth hormone is approximately 5 units for every 90 seconds. When there is excess stress, the hypothalamus and pituitary will put out more of the growth hormone into the body. This is one of the suspected causes of endometrial growth as then these tissues are excessively susceptible to these growth hormones. Thus stress is one of the basic causes of endometriosis and must be one of the basic curative factors and reducing stress must be implemented in any one of our therapeutic regimens.

It is also found with endometria growth that the tissue is very sticky and fibrous. It is associated with a fatty acid deficiency in that the fatty acids help to discourage the endometrial growth and help to lubricate the tissues.

This part of our nutritional deficiency of fatty acids which is being more and more pervasive is helping to increase the amount of this disease in clinical settings. Supplementing fatty acids will be needed in our naturopathic treatments.

Common symptoms of painful ovulation, painful periods, and painful intercourse as well as bloating and heavy or irregular menstruation, constipation, bouts or constipation with bouts of diarrhea, constant tiredness and insomnia and depression helps to lead us into the diagnosis of endometriosis.

WHAT WORKS 59

Cancer Seen Through Quantum Biology

SPECIAL ISSUE FOR THE HOMEOPATHIC TREATMENT OF CANCER AND PRECANCER STATES

1997.

CANCER SEEN THROUGH QUANTUM BIOLOGY

What is the quantic definition of cancer?
What is the best quantic solution to cancer?

By: Mafroya Staff

Cancer (neoplasia) is a radically different type of life form, but still is capable of reproduction and metabolism. Here the reproduction goes a little crazy and starts tapping the finances of the cell uneconomically, whereas in the normal cell the procedure of reproduction gets only six to eight percent of the energy of the cell. Here, in some types of cancer, a mismanagement is happening, and up to ninety percent of the energy might be tapped for reproduction. This change in balance is also reflected in a change in the electromagnetic resonance of the cell. The size and organization of a cell is a function of its electromagnetic qualities.

Reveci poses the argument that cancer actually could be a viable part of the immune system, where a new type of living organism is manufactured within the body in order to deal with some type of toxic contaminant or metabolic disturbance.

Cancer might be part of our toxic and metabolic response. In a report released in major newspapers in December 1990, the study showed that cancer in industrialized toxic nations is at an outstanding rate, higher than cancer in more natural environments. This was not found to be due to smoking or any other type of cultural intervention. There seems to be a definite link with industrial toxicity. We know the cause of cancer; we can easily cause cancer in the cells of animals by imposing different toxins. We know that Red Dye #2 causes cancer in certain animals. We know that in order to do research on certain animals, we use certain toxic agents called carcinogens to induce the cancer. So we can study our neoplastic animals by giving them cancer with toxicity.

The link between cancer and toxicity is profound. It is within the realm of logic that perhaps cancer actually is part of the defense mechanism of the body. As the immune system goes away in lupus, this part of the immune system might go away in cancer. The cancer might initially start to deal with some toxicity, and then depend on another part of the immune system to then deal with the cancer. If that secondary part of the immune sys-

tem is inoperable, disturbed due to some other toxin, or perhaps from some surgical mutilation, as in the case of B cell-interrupted activity (via adenoids, tonsils or appendix); then we might find an upset in the balance that causes the cancer to not just do its job, but to vehemently attack the rest of the organism.

This is the proposition of Reveci and many other researchers. Cancer is part of the natural organism that has existed since the beginning of time. Only when outstanding variables allow for it to be out of control in the body does cancer take the life of the organism. Cancer might be just another opportunistic infection.

Neoplastic cells have been found in many, many people, who have not died of cancer or come down with profound types of cancer. So the label "cancer" as a disease might be another way of saying that the fly has caused the garbage. Just because we find flies around garbage does not mean that the fly has caused it, as we have discussed in previous chapters.

The fly has a purpose in nature. So, too, might cancer. Cells can increase their reproduction over a long period of time as it loses its informational constraints. This is the Isaacsonian definition of cancer.

Organisms have to conjugate and reproduce at regular intervals in order to stop the loss of vitality. After many different types of reproduction, there is an increase in probability of losing information, or the information becomes altered. It is the job of sexual conjugation to correct the information and try to conserve the informational transport.

Germ cells involved in the reproduction of the organism can be set aside by the animal, and thus do not undergo epigenetic divisions of the vians. Somatic cells, however, have epigenetic divisions of their vians in the informational transport. These cells take on specialized capabilities not performed by the ordinary germination cells. These cells will go under an asexual mitosis for information conservation. This is done to help preserve the information so that we do not lose it as time passes.

WHAT WORKS

61

Chapter 9: The developer, Desire'Dubounet



IMUNE 12 Month Home Study Course

IMUNE 12 MONTH HOME STUDY COURSE

Go to <http://www.imune.com> to learn and to get your European professional qualification in course materials. You could get a Doctorate in neurophysiological Neuroscience and Wellness and an international or accredited biofeedback.

The Tassel is worth the Hassel. In a world so concerned of Wellness can be years in just 12 months of Home Study, a simple thesis, a practicum and four days of monitored supervised contact.



Big Tobacco, Big Sugar, Big Pharma, Big Oil, and Big War Industry are exempt from law and they kill and injure, maim and cripple in the name of profit. They seek to control and dominate medicine to further build their profits.

They control governments, religions, and the small medical media. The ultra rich Master Elite Computer system and have all the things we say, write, and do. Rights of privacy are gone worldwide. They know where every one rights of free speech.

The ultra rich control the media and refuse to tell stories that expose or offend the ultra rich power. They control every movie that gets distribution, every song that hits the radio,

everything that is put on the world news. They use science and psychology to control and manipulate the minds of the masses.

But medicine is controlled by Extremism that teach medicine. There is now also satanic starting to defend Natural Medicine. IMUNE has a new 12 month home study course that can be taught with Karma and you can learn how to do natural medicine and how to break free from the ultra rich control.



Well, the game of Double Jeopardy is still being played all over the world. One percent of the world's population is making and as control over 99% of the world. The law allows the game to continue all we will see our money and 4 billion plus hours

Big Tobacco
Big Pharma
Big Sugar
Big Media
Big Banking
Big Money



CE Corpus

The Energy Band

Callosum

Regulator of the Body

The SCIO device can use the Trivector and Cybernetic Loop to rectify aberrant and disharmonious energy patterns in the body. This has profound effects on all body functions but affects the corpus callosum most intensely.

This means that the ability of the conscious verbal mind to relate to the subconscious is increased with the rectification process. The patient will probably not feel the effect. There will always be a positive effect. If there is a negative effect, it is because there is shielded or covert feelings or memories in the subconscious. These will cause disease if left untreated. A simple release may solve the problem.

The changes include:

1. Activate the innate intelligence to balance the body energies. This is the basic principle of chiropractic, acupuncture, and osteopathy medicine.
2. There is an easier exchange of energy and information from right brain to left brain via the corpus callosum. The corpus callosum is the largest energy form in the body and the rectification process has profound effects on stabilizing it, so it dramatically reduces switching phenomena.
3. The SCIO thereby increases the ability of the conscious to interface with the unconscious. This allows greater knowledge of self and of the higher self.
4. There is a greater memory access, a more true access of memory without emotional clouding.
5. There is a greater flexibility of connective tissue, allowing for more resilience.
6. There is a greater oxygenation and hydration ability of the body.
7. There is a smoother muscle control.
8. There is a general increase in well being that the conscious mind is so often unable to perceive. And thus there are thousands of subtle improvements to be found.

If you need more information on the SCIO and purchase details please get in touch with us

Maitreya Kft.

tel: +3613036043 | web: www.qxsubspace.com | e-mail: info@qxsubspace.com

Doctorate of Wellness

PROFESSOR DESIRÉ DUBOUNET

has spent over 30 million dollars to bring the world a professional and thorough course on Wellness, Naturopathy and Neuro-Electro-Physiology of Biofeedback as Bioresonance.

She is such a humanitarian Angel, she lets you pay for the course videos, books and materials with Karma...



FOR MORE INFORMATION GO TO
WWW.IMUNE.NAME

These are the **TOP FIVE REASONS** to get a Doctorate in Wellness PHD International Medical University degree **at home**

1. Getting a degree means you will increase your earning potential. Studies have shown that at home study is just as good as attended classes.
2. Study and Complete Courses at Your Own Pace. Use this to maximize the learning.
3. Scheduling Convenience. Work when you are ready to work.
4. Teaching Faculty Who Actually Have Work Experience in Your Field of Study. Global faculty at IMUNI is with worldwide famous doctors.
5. Save Money on Travel, Parking, Childcare, and Books. You save money the world saves energy, this makes you and the world better.
6. Employer Support. Many employers offer tuition reimbursement for employees' tuition associated with training in their fields. Employers also tend to encourage enrollment in entire degree programs because they know employees will be able to go to school and still be able to be committed to their jobs. Don't be afraid to ask your employer. Every company needs a wellness consultant.

Professor Desiré Dubounet the world's most famous Naturopath has spent over 30 million dollars to bring the world a professional and thorough course on Wellness, Naturopathy and Neuro-Electro-Physiology of Biofeedback as Bioresonance. She is such a humanitarian Angel, she lets you pay for the course videos, books and materials with Karma go to www.imune.name for more information.

Wellness and Naturopathic Medicine Courses and You can Pay in Karma

QUOTES FROM PEOPLE ABOUT DESIRE

"How would you like to spend some time with a great intellect like Einstein? Well Desire is without doubt the most intelligent person alive and I am sure that if Einstein was alive today he would like to spend time with Desire!"

"Desire is one of the most dazzling intellects that has ever lived, combine her intellect with courage and we get a historical person who will be remembered by humanity forever"

"As a child they could not measure Desire IQ it was off the charts. Desire's mental powers are phenomenal but her compassion and altruistic grace are transcendently awe-inspiring"

"Desire has saved countless lives, she will never know and she has touched innumerable hearts and changed people's lives"

"She has written over 80 medical textbooks, hundreds of medical journals, hundreds of scientific articles to help the planet. Desire has over the last 15 years spent over 55 Million Dollars making over 50 movies and hundreds of training videos to help preserve natural medicine. And the greatest thing is Desire offers this training to the world not for money but for Karma. Desire is not just the most astounding intellectual, she is the most unending humanitarian."

IF YOU PROMISE TO HELP OTHERS
YOU CAN PAY ME

IN
KARMA

Scientists Who Have Worked with Desire'

Some of the Scientists that have worked personally with Bill Nelson



Selye János, who's legendary work on stress is the finest achievement in medicine of all time



Linus Pauling who won 2 Nobel Prizes and helped Bill with Quantic Biology and Ortomolecular



William Fowler, Nobel Lauriate, co-authored an article with Bill on the transmutation of the Elements in Biology



Albert Szent-Györgyi, Nobel Prize for discovering Vitmain C, worked with Bill to develop the Quantum Biology electron transport theory



Jacques Benveniste



Joseph Scogna



Dr. Frank King, DC



Devin Wilson, DC



Dr. Joseph Koryman



John Stewart, DC



Richard Gerber



Julian Kenyon, MD



Emmanuel Revicli



Richard Freeman



Dr. Isaac, Father of Quantum Biology



Brian Green



John Edward Strong, M.D.



Dr. Glen Fein worked with Bill at the Quant-math Inst, and Extra Leader on mathematic formulas



Anila Grand Pierre worked with Bill to validate the formulas



Billy Barton



Tsurako Yui and Desiré Dubouzet



Masaru Emoto




Bill Nelson



Dr. Mike Kemikoy worked with Bill in Kase on the human-hata direction, and correction

These famous scientist, Nobel laureates, quantum physicist, doctors, and researchers among many others are those that worked personally with and helped Bill to shape his theories and develop his life's work.



Professor of Medicine

Dr Desire' Dubounet has

**written and
edited over 85**

University

Certified

Medical

Textbooks

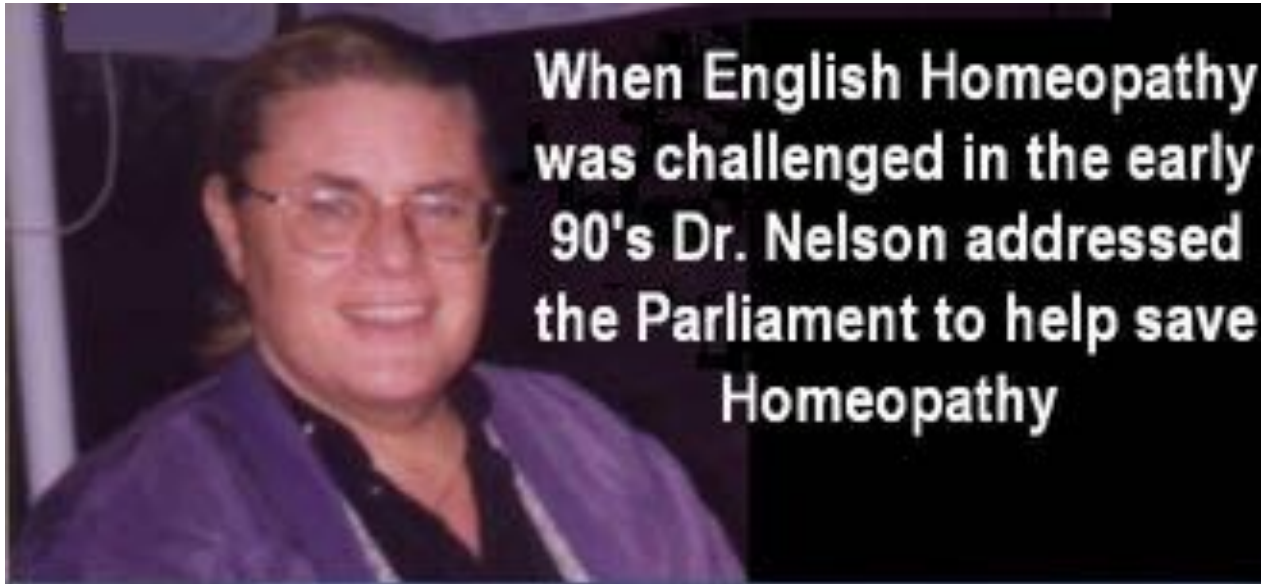


State of Utah Medical Board and Nelson

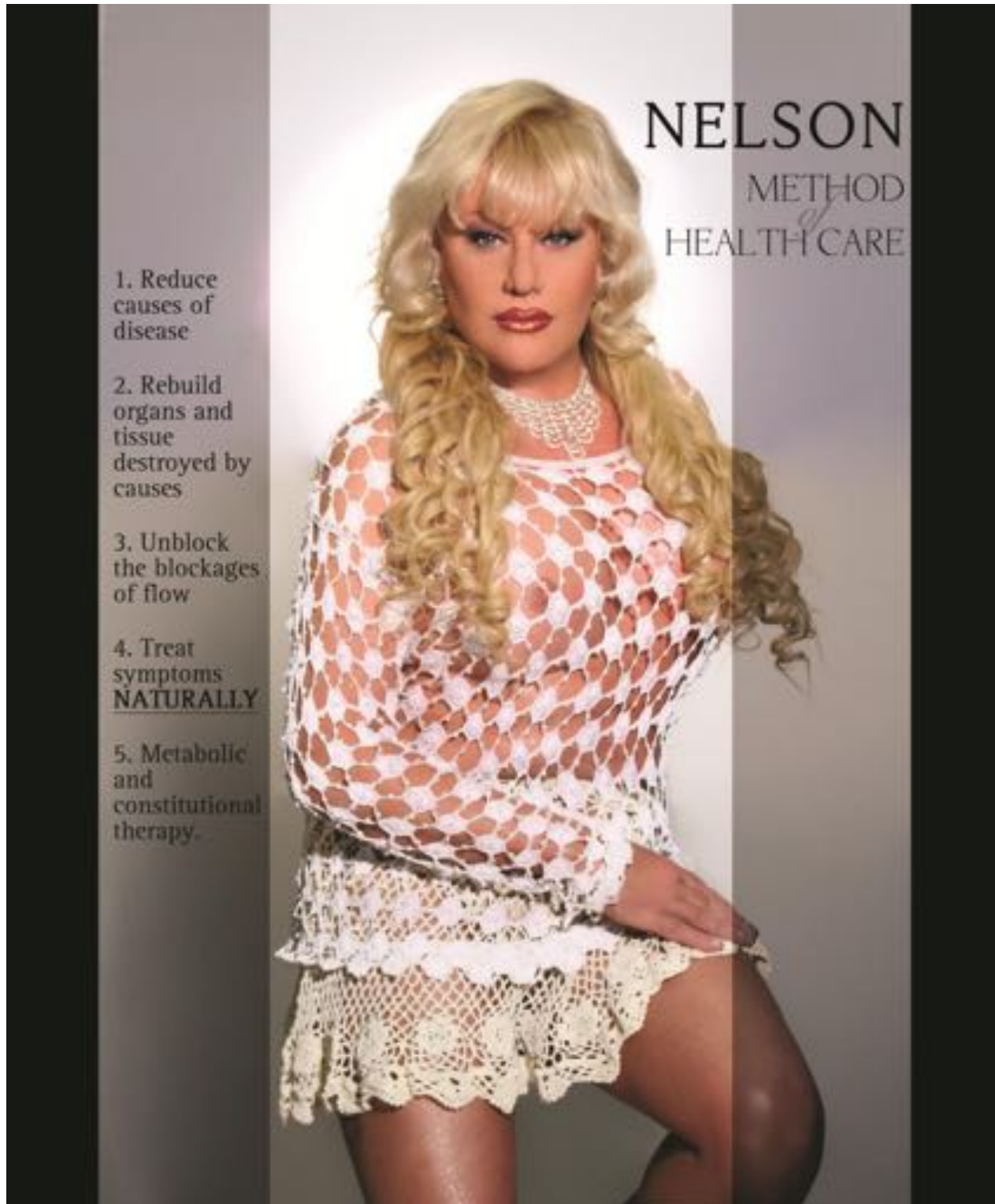


**When The State of Utah decided to
make a Homeopathy Medical Board
Nelson was called on to address the
State of Utah Legislature**

English Homeopathy and Nelson



Nelson Method of Care



NELSON
METHOD
of
HEALTH CARE

1. Reduce causes of disease
2. Rebuild organs and tissue destroyed by causes
3. Unblock the blockages of flow
4. Treat symptoms **NATURALLY**
5. Metabolic and constitutional therapy.

In Canada Prof Nelson's Research helps MP Grant Hill to get Homeopathy into the Health care system



Proof that the SINthetics are Incompatible with the Human Body

PROOF *that* SINTHETIC DRUGS are incompatible with the Human Body

1. The Synthetic drug companies do not know how to properly place the electrons around the atoms in making a drug. Nature uses QED via Photosynthesis to put some of the electrons into high energy quantum states. This is how we get energy and life.

2. The Synthetic Drug companies use antiquated outdated reductionism philosophy to assemble and test their drugs. The Fractal Complexity of Nature with it's incredible complexity must be revered rather than ignored. The height of IGNORANCE is to ignore nature. An IGNORANCE that makes money.

3. There is no study known that ever shows a synthetic drug completely equivalent to its natural counterpart. The reductionism studies only measure the required variables. They DO NOT measure side effects. Side effects are observed and often only observed years or decades later. The laws and the FDA protect them.

4. Side Effects dominate and proliferate the Synthetic Drug scene. Look at the Physician Drug Reference and see that all drugs have a list often a long list of side effects. This is not natural. Almost Every year over a hundred drugs are removed from the market because they are hurting people. It's just a matter of time before the hurtful side effects are seen.

5. Our society has now learned conclusively that synthetic foods are incompatible with health. We have now rejected all synthetics and we know that the finest quality comes from the natural. It is the next step of simple human consciousness and thought to see clearly that synthetic drugs are incompatible with the human body.



Proofs of the Powers of the Mind



PROOF *of the*
POWERS

of the
MIND

1. Test of Time
2. Quantum Theory
3. Placebo Effect
4. What we don't know is so vast
5. Bell's Theorem
6. P.E.A.R (Princeton Engineering Anomalies Research)
7. The people who do not believe in the mind always find that conclusion
8. Researchers that disbelieve are psychologically unstable or they have a hidden agenda

*Desire
Delicious
Dubouret*

The Hermetian Emerald Tablet of Desiré

Desiré is the creator, developer and the leading pioneer in the medical art of Quantum Electro Dynamic Biofeedback. By first developing the Quantum Quality Control system of homeopathic electrical signature analysis, then developing the EPFX and the SCIO system of measuring the human Electro-Physiological Reactivity of a patient to the QQC signals, a new medicine of electrical energetic medicine was created. After twenty years of clinical scientific research and millions of safe and effective patient visits the art is firmly established in medicine.

There is no such thing as noise. Noise is only information we do not understand.

Desiré Dubonet

Desiré has been nominated for the Nobel Prize in Medicine for over two decades. Her advances and patents in VoltAmmetry, Electro-Physiological Reactivity, TVEP, and Homeopathy, are Legendary and World Renown.

As is Above is Below...
as Below is Above

Quantum
Electro
Dynamic
Biofeedback

sport history

pictures on China, AC Milan,
San Antonio spurs, Dennis Johnson


The first sport study with the Quantum Xroid technology was on members of the Cleveland Browns football team in 1988. The results were amazing and all of the participants went all Pro over the next five years. Having worked with the power lifting team of Hungary in 1991 they went from moderate to gold medal performance.

AC Milan bought some systems and their injury level dropped 91%. This was because the system can stimulate and accelerate healing of injured tissue. They asked for us to develop the device to sharpen the athletic skills of the clients. With this in mind we developed a way to sharpen coordination endurance and strength. AC Milan won the European championship the next two years. We worked with Dennis Johnson ex twice NBA MVP in the San Antonio Spurs system. The results were amazing.

The Chinese Olympic team had us do a study. Out of their 487 athletes in the 2008 Olympic Games, they assigned 150 of the sick, old, weak, and tired to us. The study was to see if we could repair injured tissue and get an athlete back onto the field. The results were astounding. Out of the hundred medals won by the Chinese our 30% of the injured performers won 33 % of the medals. Our athletes were not supposed to win. And because of this Desire' was awarded an honorary Gold medal.

Sports medicine has entered the energetic arena. There are those who want to win and they differ from those who want to conform.

Some of the best cyclists in the world
have used the SCIO to win championships



First Sport Study was with the Cleveland Browns 1988



The AC Milan team thanked Prof. Nelson for helping them win the Italian and European Championship



If you need more information on the SCIO and purchase details please get in touch with us
Maitreya Kft.
tel: +3613036043 | web: www.qxsubspace.com | e-mail: info@qxsubspace.com



SO TO END DEGENERATIVE DISEASE











































we must

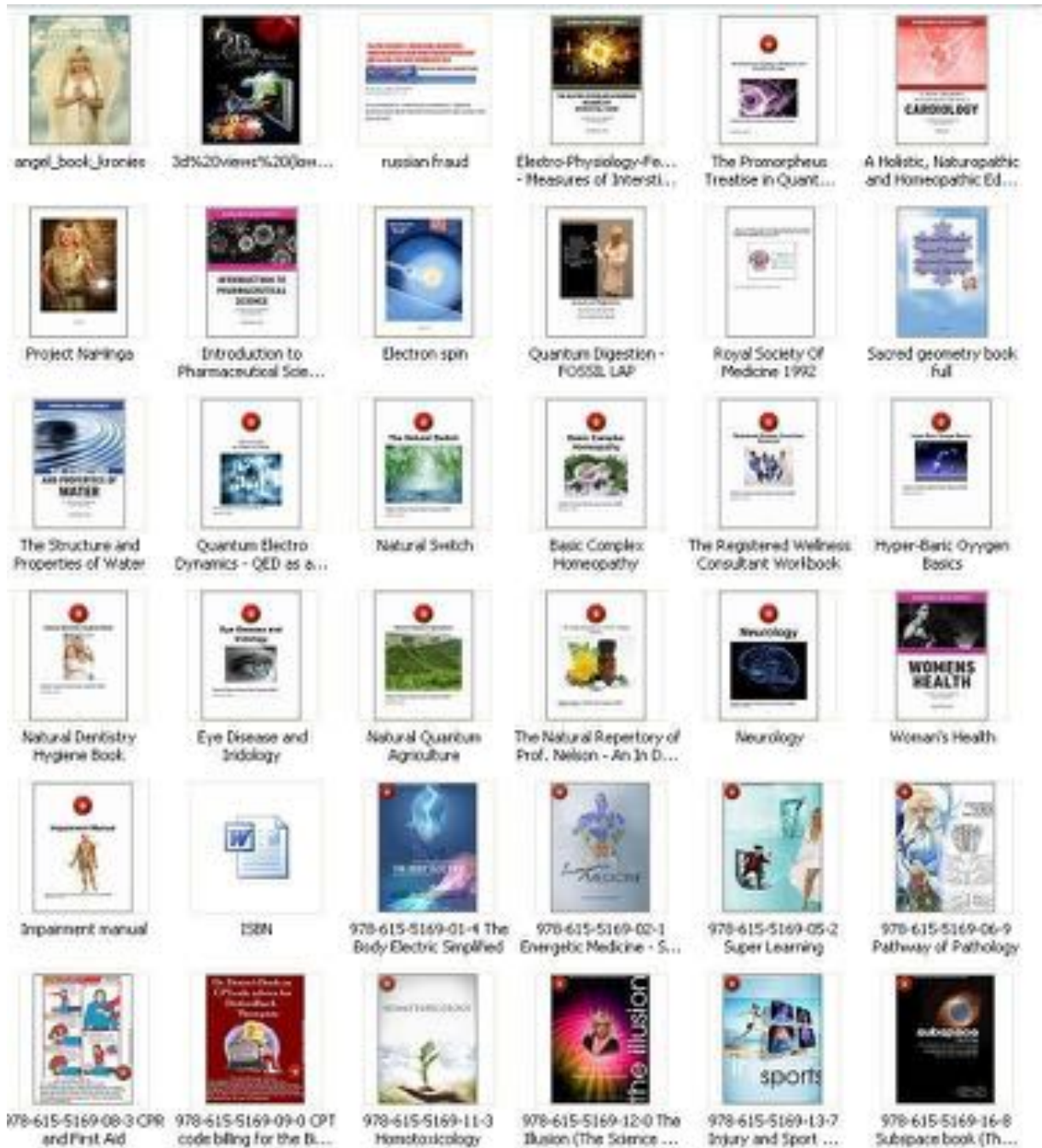
1. Make Big Tobacco pay for the damages they incur
2. Must stop sales of cigarettes
3. Make Big Sugar pay for the damages they incur
4. Make Big Pharma pay for the damages they incur
5. End Allopathic philosophy and develop a new stressor reducing based medicine
6. Avoid Bad white processed sugars. Eat Good Sugars from fresh fruit, Avoid bad oils cooked or saturated. Eat good oils from fresh and raw vegetable and uncooked low temperature made oils.
7. Equal Economic Education- and a new medical education based on natural science.
8. Safe forms of early intervention medicine such as energetic biofeedback
9. Recognize the powers of the mind such as in the EFPX/SCIO system.
10. Recognize the need for an energetic medicine to safely evaluate the body electric and balance the aberrations of the body electric. We need to use a more modern medicine utilizing the body electric without emphasis on synthetic chemistry.
11. Recognize that the SINthetic experiment has failed and we should be using the synthetics only in extreme cases when the natural remedies fail. Quantum Electrodynamics has further proven the problem of synthetic chemistry.
12. Allopathy does not work, we must adapt a safer and more extensive theory of medicine.

With these social changes degenerative disease could be so greatly reduced to allow for an inexpensive medicine.



Desire's Collection of Books and Articles

					
978-615-5169-17-5 VAMHOPE (Voltage, ...	978-615-5169-15-1 Physiology + Anatomy	978-615-5169-19-9 TVEP and Medication Testin...	978-615-5169-21-2 Self Defense as Exercise	978-615-5169-24-3 Electro-Acupuncture w...	978-615-5169-27-4 Immune Stimulation (C...
					
978-615-5169-28-1 Natural Remedies F...	978-615-5169-26-7 True Health Care	978-615-5169-29-8 Neomorphus -- the N...	978-615-5169-33-5 Quantum Weight Loss	978-615-5169-31-1 Quantum Nutrition	978-615-5169-35-9 Tongue, Face and Bo...
					
978-615-5169-36-6 What's Eating You - s...	978-615-5169-37-3 Natural Beauty Book	978-615-5169-38-0 ADHD and Autis...	978-615-5169-39-7 Body Work, Cranial Sacral a...	978-615-5169-40-3 Electro-Smog	978-615-5169-42-7 Smoking Cessation a...
					
978-615-5169-43-4 The Electro Sense of Shar...	978-615-5169-44-1 The Slur of Desire	978-615-5169-46-5 Hematology (basic ...	978-615-5169-48-9 Intent -- Proof of t...	978-615-5169-55-7 Stress as THE Med...	978-615-5169-52-7 TVEP The Clinical Experience complete
					
978-615-5169-51-4 Voltammetry	978-615-5169-50-0 Pharmaceutical Science 2010	978-615-5169-53-0 Therapist Operationalize (warning)	978-615-5169-54-0 Therapist Operationalize	978-615-5169-58-8 Deep the Provocateur and s...	978-615-5169-01-4 The Body Electric Simple...
					
978-615-5169-05-2 Super Learning (warning)	978-615-5169-09-0 CPT code billing for the Bl...	978-615-5169-12-0 The Illusion (The Science ...	978-615-5169-13-7 Injury and Sport ...	978-615-5169-16-8 Subspace book (Th...	978-615-5169-26-7 True Health Care (warning)
					
978-615-5169-29-8 Neomorphus -- the N...	978-615-5169-35-9 Tongue, Face and Bo...	978-615-5169-42-7 Smoking Cessation a...	978-615-5169-44-1 The Slur of Desire (warning)	978-615-5169-56-0 The Stress of Parenting	978-615-5169-57-0 Midwifery



2011 The SCO is 85 to 95 percent accurate	docx	14,632	11/06/2011	14:16a-
2011 swedenb-research_Page_2	doc	137,852	01/02/2012	12:50a-
2011 swedenb-research_Page_1	doc	72,182	01/02/2012	12:30a-
2011 swedenb-research	pdf	27,841	11/06/2011	12:16a-
2009 NINHOPE Changes in a SCO Session abstract	docx	13,734	11/06/2011	15:24a-
2009 TRATAMIENTO CON EL SISTEMA DE BIOFEEDBACK/SCO MED.	pdf	352,874	11/06/2011	11:42a-
2009 SCOs ability increase charged stability and redox potential	docx	14,769	11/06/2011	15:28a-
2009 NINHOPE Improvements in a Clinical Setting	docx	13,834	11/06/2011	15:27a-
2009 Pages from Using the SCO Medical Device as an Aid for De...	pdf	37,517	11/06/2011	14:13a-
2009 Pages from The SCO as Prodiagnostic	pdf	166,501	11/06/2011	14:15a-
2009 Pages from SCO- BIO-Electronic Supported Observation of Tonic S...	pdf	8,412	11/06/2011	14:20a-
2009 Pages from Handicapped Young Adults Treated with the SCO De...	pdf	8,831	11/06/2011	11:21a-
2009 Pages from Fractals, Chaos Theory and the SCO Device	pdf	77,736	11/06/2011	15:32a-
2008 Dr Meves ELEMENTE DE PATOLOGIE INT. OBRECTINATE engl	doc	22,529	02/14/2008	11:57a-
2007 Pages from Environmental Medicine German-English	pdf	341,384	11/06/2011	11:17a-
2007 Pages from Environmental Medicine German-English	doc	320,545	01/02/2012	12:30a-
2007 Large scale studies abstract list	docx	53,671	11/04/2011	11:42a-
2007 Cranial electrotherapy stimulation and Neurologia	docx	15,809	11/03/2011	11:26a-
2007 Correlative Infection Comparison to SCO Xerox Reactivity Reson...	pdf	39,057	11/06/2011	15:32a-
2005 The Quantum Xerox Consciousness Interface - Wakeful	docx	14,995	11/06/2011	14:09a-
2005 march Pages from Level 4 - Disaster Relief Biofeedback Training	pdf	112,297	11/06/2011	14:13a-
2005 june Pages from GBI HF Q-Fud Workbook 1 - Master Research De...	pdf	25,755	11/06/2011	14:20a-
2004 new Pages from Autism & Learning Disorders - LA Nov 20 2003 Dr	pdf	13,391	11/06/2011	14:17a-
2004 Good Health Medicine Page 81	pdf	1,443,518	03/11/2008	12:48a-
2004 Good Health Medicine Page 80	pdf	979,012	03/11/2008	12:48a-
2004 april Pages from Bio-Energetic Strategies for Obesity 2 Dr Drake	pdf	133,134	11/06/2011	14:18a-
2003 september class-italian article	pdf	35,345,342	02/13/2006	18:07a-
2003 sept Pages from medicina_naturale Italian article	pdf	3,883,297	11/06/2011	11:20a-
2003 sept spanish-italian article on Dr. Sossana not device	pdf	3,795,623	02/13/2006	18:11a-

2003 may Pages from BMJ Delta Dental canal Mark background	pdf	23,302	11/06/2011	14:19a-
2003 jan GO Health and Fitness Magazine	pdf	6,286,426	02/13/2006	17:42a-
2003 aug Pages from GNC Biofeedback Cancer by Dr Drake Aug 2003	pdf	12,943	11/06/2011	14:21a-
2002 wellness_magazine Italian article	pdf	6,822,532	02/13/2006	18:57a-
2002 september_medic_natura Italian article	pdf	3,985,086	02/13/2006	18:06a-
2002 september_egg_natura Italian article	pdf	7,486,093	11/03/2011	10:57a-
2002 sept Incontro Italian article	pdf	1,943,176	02/13/2006	18:55a-
2002 sept la_proprieta Italian article	pdf	8,084,340	02/13/2006	18:38a-
2002 sept italia_egg advertising broker	pdf	4,109,523	02/13/2006	18:37a-
2002 sept il_giorno_morning times only	pdf	3,142,466	02/13/2006	18:33a-
2002 sept il_giorno Italian article2	pdf	2,116,636	02/13/2006	18:32a-
2002 sept chiesella Italian article	pdf	6,290,716	02/13/2006	18:08a-
2002 sept schilomex group Italian article	pdf	6,138,769	11/03/2011	10:56a-
2002 Pages from il_giorno Italian article	pdf	4,754,539	11/06/2011	11:21a-
2002 Pages from grants Italian article	pdf	5,983,696	11/06/2011	11:21a-
2002 oct itali_egg advertising conference	pdf	1,933,745	02/13/2006	18:36a-
2002 july natura_inspira_natura Italian article	pdf	2,714,598	11/03/2011	10:58a-
2002 dec Pages from la_repubblica_delta_giorno Italian article	pdf	5,989,882	11/06/2011	11:23a-
2002 dec il_sudamericano Italian article	pdf	2,957,963	02/13/2006	18:34a-
2001 march Learning Standard article	pdf	4,292,224	02/13/2006	18:49a-
2000 current Italian article	pdf	2,735,637	11/03/2011	10:57a-
1999 Pages from Using The GNC Medical Device for Excess Adipose Ti...	pdf	59,309	11/06/2011	14:13a-
1999 june Pages from positive_health english article	pdf	5,354,243	11/06/2011	11:25a-
1998 Pages from GNC and The Long-term Pathological Findings of the	pdf	88,031	11/06/2011	15:37a-
1997 Cholesterol	docx	14,787	11/03/2011	10:58a-
1994 Pages from GNC-EPTX Mechanisms of Bioresonance Interactions a...	pdf	469,056	11/06/2011	15:31a-
1994 Pages from GNC and Thermodynamic and Kinetic Characteristics	pdf	127,526	11/06/2011	15:31a-
1994 Pages from Natural Homeopathy Treatment of Otitis Media In Chil...	pdf	107,706	11/06/2011	15:33a-
1982 Beth-Order Through the Ages	docx	13,649	11/03/2011	10:56a-
1980 Eye Movement Techniques in Mathematical Teaching	docx	14,225	11/03/2011	10:55a-
1977 Sublethal Permeation Effect As a Modality of Psycho-Phenomena	docx	13,996	11/03/2011	10:56a-

1574	The Tensor Signature of Human Beings as a Basis of Psychic C...	docs	14,306	11/10/2011	10:53a-
1574	PhD Dissertation for South Eastern University	docs	13,993	11/10/2011	10:54a-
1574	Fluidic computer components	docs	13,987	11/10/2011	10:52a-
1578	De	docs	14,042	11/10/2011	10:55a-
1967	Sex Change in Certain Animals	docs	13,861	11/10/2011	10:53a-
1967	Papers from GRCJ - SCRO - EPRX Heart Analysis Study	pdf	34,532	11/09/2011	05:30a-
1967	A Proposition For the Fluidic Effect on the Flow of Oxygen in Blood	docs	13,687	11/10/2011	10:53a-
1968	Magnetic Effects on Evaporation	docs	13,526	11/10/2011	10:53a-


IMUNE

International
Medical University
of Natural Education

Desiré is the Professor Emeritus of IMUNE. IMUNE is an accredited and legally registered medical university in Europe.

Since 1995 IMUNE has been offering medical education in a variety of subjects to defend and perpetuate Natural Medicine. There are many small minded people being driven by the Synthetic chemical companies to destroy Natural Medicine as a viable choice in Medicine. IMUNE has offices in Switzerland, Mexico, Dubai, Budapest, England, and the British Virgin Islands. The small petty minded pteayune milions of the chemical companies constantly attack with their anal retentive biased short sided views.

We must fight for freedom of choice and especially freedom of choice on medicine.



Education...
...free from Borders www.imune.net

Prof. Desi's

DOCTORATE IN WELLNESS COURSE

IS BASED ON A HOLISTIC MODEL
MIND



BODY

You are what you eat. We need to intake more healthy vegetables and fruits (25% raw), use lots of juices, drink lots of water. Eat good cold processed vegetable oils.

No cooked oils or long cooking with oils. Eat good non-processed fructose fruit sugars. No bad processed destructure sugars.

Exercise, love, kindness, caring and respect are nutrients. Get them and give them daily.

ENVIRONMENTAL

What we sow, we reap. We must work with our environment and all work to make a less Carbon footprint and make a greater Oxygen footprint. By eating more fruits and vegetables and less meat we increase the Oxygen while decreasing the Carbon.

Everyone must cultivate more plants, shift from fossil fuels to Bio-fuels and Bio-mass fuels.

We must stop the toxic poisoning of the world and work to help us return to the Garden.

The verbal word area of the brain is about the size of a golf ball on just one side of the brain. The Reticular Formation filters the 10 to the 15th plus bits of data coming from our cells to the brain. And the Reticular Formation filters the information so that only one million or so bits of data go to the word area of the brain.

The autonomic functions of digestion, immunity, growth, detox and health itself are thus not under verbal control or should they be. Science has made the mistake of thinking that the verbal mind is all that there is. If I am not verbally aware of it how could it be important. This false belief has polluted medicine. The verbal mind is reductionism, simple, and prone to false beliefs. Classic biofeedback enlarged this mistake. The body electric is in the whole and operates non-verbally and holistic a type of Gestalt integrity.

By making a cybernetic loop to the body electric the Angel has developed a superior form of biofeedback that can balance and repair the body electric. This is the advent of a new medicine.

As a man thinks, so is he. Desi was one of the first credentialed graduates of NLP and she was a licensed psychological counselor in Ohio. She teaches how to help any person with any disease to improve in this wellness course.

*There is a simple word for Holistic CARE.
GIVE THE GIVING AND YOU WILL GET IT.*



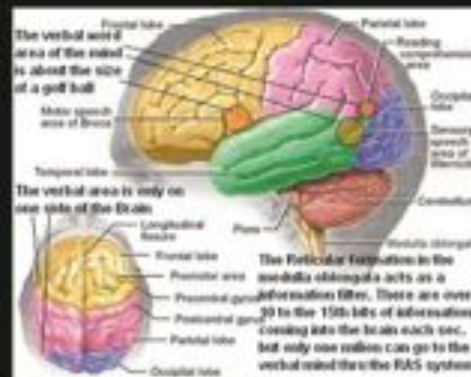
SPIRIT

The mind of God fills the universe with subspace. We need to be able recognize the powers greater than us and with reverence and respect for all things actively cooperate with the Great Spirit. We need to listen to the Positive Forces and resist the Negative Forces. It is an illusion that we are separate.

We need to expand our circle of compassion to include all things in the Universe.


SOCIAL

We are social beings that need networking feedback to help us grow and mature. We need to foster compassion, cooperation, connection, and care. We all share air. We need to share Carr.



The contrast of cultures we call east and west can display the contrast of the verbal versus non-verbal brain. The words are arrogant, destructive, greedy, judging, plotting, scheming, trying to protect the ego more than respect for the planet. The eastern more Buddhist way is based on mindful non judgemental awareness of the whole and respect for the process. As we see how the Western arrogance has almost destroyed this planet we need to be more balanced and recognize that the verbal area is a good tool but should not be the master.

"All truth passes through three stages. First, it is ridiculed, second it is violently opposed, and third, it is accepted as self-evident."




- Arthur Schopenhauer German philosopher, 1788-1860.

Chapter 10: Hungarian Presentations on SCIO





Graduating Class from Semmilvise Medical University advanced work in Energetic Medicine, the instructor is Dr. Nelson, Professor of Natural Medicine. Budapest 1996



Antibiotics as a Primary Co-factor in AIDS Progression

ANTIBIOTICS AS A PRIMARY CO-FACTOR IN AIDS PROGRESSION

By: William C. Nelson L.P.C.C. M.D. and Eva Toth M.D. Homeodiagnostica, Budapest, Hungary, Vörösmarty tér 3.

Presented at the 1st International Conference of the Mor Kaposi Research Foundation, Convergence of AIDS and Cancer Research, Budapest, Hungary August, 27, 1996

ABSTRACT

The world has now recognized the demise of antibiotics. Iatrogenic damage, resistant strains, immunosuppression and dependency have now challenged the core of one of the prides of modern medicine. The vast marketing of antibiotics has left medicine with a severe crisis. Reductionistic research and philosophy has been used for financial reward of the chemical companies. These antibiotics have been shown to have a wide variety of deleterious side effects, including effects on the bowel flora. We also theorize about how this disruption of the bowel flora, could be a contributing cofactor to the AIDS epidemic.

The populations with the greatest antibiotic use are the highest risk for development of AIDS. A balanced bowel flora could be essential in defense against the virus propagation into the deadly disease. The antibiotics might then increase the progression of risk in the disease. This hypothesis, because of its' non Reductionistic complexity is difficult to challenge in a single study. Funding of such a study would also be extremely difficult, in light of the challenge to synthetic chemistry. This brief article is but an introduction to the concept. For further information please refer to the collection of studies in the Journal of the Medical Science of Homeopathy, special issue on AIDS and vituses.

Cataract Study at the Szent Janos Hospital in Budapest

Abstract

During the course of a one year period the 1834 patients in our clinic were all asked in their intake form to participate in a study. All patients were treated with the EPFX device. The types of disease trends these patients presented were evaluated by one of the medical doctors on staff. The EPR reactivity profile was checked by the EPFX device. A comparison of the EPR reactivity patterns yielded a risk probability profile. The results of this profile are reported here.

At the Szent Janos hospital in 1995 Budapest a TVEP study was done on cataract patients. Both of these studies proved TVEP reactions patterns to be helpful and significant in detection of disease patterns. see XRRD reactivity patterns in Cataract patients, UMSH 1997 volume 1/ 4 ISSN 1417 0876

The following reactants are statistically significant at alpha levels .05 for the cataract patient.

sucrose sucrase
glucuronidase
glucose
glucogen
glucose dehydrogenase
aspartase
myeloperoxidase
cataract nosode
pancreatin
pancrease sarode
glutathione

SCIO

super learning...



It is scientific fact that when a low level voltage and micro-current pulse is applied to the body osmosis, enzyme activity, and healing are increased. The SCIO will let the patient's body electric autofocus a harmonic pulse to maximize this effect. This current applied to the cranium has been shown to stimulate the learning process and increase memory retention, and learning. There is published research on these therapies. The new world of energetic medicine can help you to learn twice as much in half the time comfortably and easily.



If you need more information on the SCIO and purchase details please get in touch with us

Maitreya Kft.

tel: +3613036043 | web: www.qxsubspace.com | e-mail: info@qxsubspace.com

SUPER LEARNING

Electrical Reactivity as a Prescreen of HIV Infection Patients

ELECTRICAL REACTIVITY AS A PRESCREEN OF HIV INFECTION PATIENTS

By: Nagy K., Nelson W., Barabas E., Balazs E., Verkonyi V., Horvath A Study Site National Institute of Dermato-Venereology, Budapest, Hungary 1994

ABSTRACT

Twenty-two ambulatory AIDS patients in Budapest were studied for xrooid electrical reactivity readings. The electrical reactivity patterns and reactive substances that were in the highest faction of reactivity. In other words, those reactants that were statistically significant are compared in the groups of the AIDS patients taking the AZT as well as the AIDS patients that were treated with homeopathic and nutritional items. The purpose of the study was to analysis similarities and consistencies in their electrical reactivity patterns over the course of four measurements. This took place during the 4th, 5th, 6th and 7th month of 1994. During these months there was also a homeopathic and nutritional intervention done on several of these patients to see the effect on blood chemistry profiles denoting aids risks and the homeopathic and nutritional intervention are described in the article known as the comparative results. Reductionistic techniques of synthetic chemistry have failed with HIV. This study charts a non reductionistic system of analysis of the electrical reactivity patterns of the study participants.

Electrophysiological Stimulation of Body Charge Potentials

Electro-Physiological Stimulation of Body Charge Potentials

TELEPHELY

3400 Mezőkövesd

Szent László tér 11. IV/5.

Tel.: 49 / 311-026

HIPPOCAMPUS

Egészségügyi Kereskedelmi- és Szolgáltató BT.

Adószám: 21284823-2-05

OTP BANK Rt.: 650-010787-9

RENDELŐ és IRODA

Budapest III.

Nánási út 67 . I.em.

Tel.: 1-188-68-65

06-20-342-662

Supervizing researcher: Dr Istvan Bandics MD Licensed Hungarian Medical doctor. This study was done at the Hippocampus clinic in Budapest on 73 patients attending the clinic in 1994. Studies done with the supervision of a local ethics committee and all subjects gave informed consent to participate as part of their intake form.

Abstract

In this study we took 73 patient/subjects from the medical clinic and tested their global Voltage, Amperage, Resistance, Hydration and Oxidation body electrical parameters in pre and post fashion. Each subject was treated with the EPIX device for one week after pre and before post testing. The patients had significant increases in their post electrical measures. These factors are called the VARHO.

Electron spin resonance therapy and the SCIO

Electron spin resonance spectroscopy and the SCIO

Edited and Validated By Medical Staff:

Somos Zsuzsa MD and Nagy Artila of Budapest HU

This is a repeat of the Vitamin C electron spin study of Aulow, Young, Peters, Jones, Jackson, Devlin, and Boulands of 1999 using the SCIO instead of Vitamin C. Much effort was used to reproduce the style and completeness of the 1999 study.

Abstract

Chemistry tells us that oxygen free radicals are very reactive compounds that are formed in bigger quantities during strenuous exercise and can damage critical biological targets such as membrane phospholipids. This study examined the effect of 60 minutes of SCIO electro-stimulation on exercise-induced free radical production in healthy subjects.

lipid peroxidation; SCIO; free radicals; superoxide

Introduction

Increases in reactive oxygen flux during exhaustive aerobic exercise may elicit potentially toxic perturbations in cellular homeostasis via increased free radical production. The measurement of free radicals in biological systems is difficult because of their high reactivity and low steady-state concentration. Electron spin resonance (ESR) spectroscopy is arguably the most sensitive, specific, and direct method of measuring free radical species and is currently underutilized in the clinical and physiological environment. Until recently, ESR spectroscopy had only been used in the animal model to demonstrate increases in free radical concentration after exercise [4, 18]. Using ESR spectroscopy, we recently reported that maximal aerobic exercise resulted in significant increases in the concentration of the *n*-phenyl-tert-butyl nitroxide (PBNI) adduct and also lipid hydroperoxides (LH) and malondialdehyde (MDA) in the venous circulation of healthy human volunteers [2]. LH are considered to be the major initial reaction products of free radical attack on the cell membrane, whereas MDA is formed as a decomposition product of LH, thus

Immunological and Electrophysiological Reactivity of Patients with HIV Infection

IMMUNOLOGICAL AND ELECTROPHYSIOLOGICAL REACTIVITY OF PATIENTS WITH HIV INFECTION

By: Nagy K., Nelson W., Barabas E., Balazs E., Varkonyi V., Horvath A.
National Institute of Dermato-Venerology, Budapest, Hungary 1594

ABSTRACT

The diagnostic and prognostic value of electrophysiological reactivity patterns of HIV infected subjects were compared to complex immunological and virological laboratory markers.

Electrical responsiveness of 22 asymptomatic HIV infected patients were monitored monthly for a 4 month period by Quanta Med 4000, a sensitive multichannel diagnostic biofeedback machine, capable of measuring slight fluctuation of patients' brain waves and skin resistance, whilst the patients are sequentially exposed to a battery of numerous homeopathic nosodes and isodes. This process known as the Xiroid process.

Immunological and virological analysis included determination of CD cell count, HIV, HCV and CMV antibodies, HbsAg, and serum Beta 2-microglobulin (B2M) and Neopterin levels.

In the study - 4000 substances (items) were tested to determine which of these the patient had the most reaction to. The reactivity scores were then analysed statistically. As a result a profile of electro-reaction is suggested, which considered characteristic of HIV disease in contrast to that of the normal subjects.

After initial evaluation a treatment protocol was designed. Half of the patients received a fatty acid blend and homeopathic medicaments throughout the test. Subjects were instructed to use the products daily and compliance was evaluated in the monthly interview. Reevaluation of electrophysiological reactivity and immunological tests were repeated every month.

H2M level was found decreased in 88 percent of those who received homeopathic treatment and in 50 percent it was found < 3 mg/l, compared to 27 percent of those untreated. Antibody level to CMV was also found decreased in consequence of treatment. No changes, however could be detected in CD count and HbsAg and HbC antibody level.

The electrophysiological reactivity test provided information, which suggest that it can be used as a pre-diagnostic method, which might complete laboratory analysis. Complex homeopathy and individual nosode treatment shows some positive intervention.

Homeopathic Treatment of Epstein-Barr Virus Infections

HOMEOPATHIC TREATMENT OF EPSTEIN-BARR VIRUS INFECTIONS

Nesodal Therapy for Viral Chronic Fatigue

Chief Editor N Vilmos, M.D.; Independent Medical Editor, Budapest, Hungary

Edited and Validated By: Istvan Sandos, M.D.; Budapest, Hungary Ilja Brenner, M.D.; Institute of Oncology, Kiev, Ukraine Peter Smith, LCH; Cornwall, England Dima Selharov, Ph.D.; Kiev, Ukraine Tony Hughes, D.A.C.; Dublin, Ireland Peter Bartlett, D.O.; London, England Anila Kiss, M.D.; Győr, Hungary Richard Adkinson, MCSP, Scots-registered Physical Therapist, West Yorkshire, England Christopher Hammond, MB, BS, LCH; Nottinghamshire, England Michael Gerber, M.D.; Reno, Nevada, U.S.A.

Developed By: The staff of Makreya, Limerick, Ireland

This study was performed in 1987 at the Survival Center Clinic in Ravenna, Ohio, U.S.A. Revalidation and further clinical testing are currently being performed by medical doctors at the Clinic in Budapest, Hungary, and by the doctors listed above.

ABSTRACT

Homeopathy has been proven effective historically in many different viral conditions. Recent experimental evidence has shown homeopathy to be effective for flu, measles, AIDS, and other viral conditions. In this article we review some of this literature and research, and we explore homeopathic treatment of Epstein barr and mononucleosis conditions.

New Techniques of Homeopathic Treatment of Fungal Infections

NEW TECHNIQUES OF HOMEOPATHIC TREATMENT OF FUNGAL INFECTIONS

Chief Editor: N. Vilmos, M.D.; Independent Medical Editor; Budapest, Hungary

Edited and Validated By: Istvan Bandics, M.D.; Budapest, Hungary Gyöla Panszki, M.D.; Budapest, Hungary

Ilya Brenner, M.D.; Institute of Oncology, Kiev, Ukraine Peter Smith, LCH; Cornwall, England Dima Sakharov,
Ph.D.; Kiev, Ukraine

Developed By: The staff of Maitreya; Limerick, Ireland William Nelson, L.P.C.C.; Denver, Colorado; USA

This article was presented at the Pharma Expo in Budapest, Hungary; an international pharmacy exposition presented on November 10- 13, 1994.

ABSTRACT

In this study there are two major investigative reports that we explain. One is a forty-five-patient study of female yeast problems, in which a complex homeopathic treatment was proven to be effective. We first present a twenty-patient study of various effects on overall fungus population. The overall fungus was measured through culture analysis of patients' hair, urine, spubum, and other physiological samples.

Three treatment groups were organized: that of a candida-only diet, that of a homeopathic singular of *Candida albicans* only, and that of a complex homeopathic for full-range treatment of fungal disorders. In the study we show the dramatic superiority of the complex homeopathic, how it worked on a wide variety of fungal disorders, and how the *Candida albicans* homeopathic only worked on *Candida albicans*. The diet proved to have little or no effect.

The study reviews the process of the immune system's defense against fungal intrusion and fungal overgrowth. Also, there is the proposed mechanism for the homeopathic action, in that it appears to be stimulatory of the immune system.

Stimulation of Motility Factors in Neutrophils

STIMULATION OF MOTILITY FACTORS IN NEUTROPHILS

Chief Editor: H. Vilmos, M.D.; Independent Medical Editor: Budapest, Hungary

Edited and Validated By: Istvan Bandics, M.D.; Budapest, Hungary Gyula Parocsi, M.D.; Budapest, Hungary Ilya Brenner, M.D.; Institute of Oncology, Kiev, Ukraine Peter Smith, LCH, Cornwall, England Dima Salharov, Ph.D.; Kiev, Ukraine Tony Hughes, D.A.C.; Dublin, Ireland Peter Bartlett, D.O.; London, England Attila Koo, M.D.; Győr, Hungary Richard Atkinson, MCSP, State-registered Physical Therapist; West Yorkshire, England Christopher Hammond, MR. BS. LCH; Nottinghamshire, England Dr. Michael Gerber, Reno, Nevada, USA
Developed By: The staff of Maltreya; Umeck, Ireland William Nelson L.P.C.C.

This study was performed in 1994 at the Homeopathic Research Facility in Budapest, Hungary. Revalidation and further clinical testing are currently being performed by medical doctors at the Homeopathic Clinic in Budapest, Hungary, and by the doctors listed above. This article was presented at the Pharma Expo in Budapest, Hungary; an international pharmacy exposition presented on November 20 - 23, 1994.

ABSTRACT

In 1987 a department of scientific research in Germany published the first part of this study [Studer: 5]. In this study a sample of patients' blood was taken by finger prick, and put onto an inverted slide. The inverted slide allowed for motility of the white blood cell underneath the cover slip. When viewing blood normally, using a noninverted slide, the cover slip would produce pressure on the white blood cell and restrict its movement.

A sample of various bacteria was put into the blood sample, comprised of streptococcus. The mobility and motility of the white blood cell was then studied under the microscope. This was done using a dark field at 1500x to minimize the effects of excess infrared radiation. However, the temperature of the blood was always maintained within one degree of body temperature [98.6°F., 37.5°C.].

The speed of the white blood cell was then measured in seconds per 10 μ m, as well as the ability of the white blood cell to produce phagocytosis around the bacteria. The baseline was thus established by observing multiple white blood cells in the patients. One group of patients was then given a placebo of water and alcohol (ten drops) orally, and another group was given a sample of a complex homeopathic designed to stimulate the white blood cell towards bacteria. Blood was taken thirty minutes after administration of the placebo or homeopathic.

In the treatment group there was virtually no change from the initial pre-test. In the homeopathic group there was an increase. In the homeopathic treatment group there was a thirty-five percent increase in the motility and mobility factors of the leukocytes.

This initial American study of 1987 has been duplicated using an additional ten subjects with fungus instead of bacteria, and fifteen subjects have recently been added to the study population from Hungary. This makes a sum total of thirty-five subjects who participated in our study.

Full Spectrum Micronutrient Treatment of Bacteria

Full Spectrum Micronutrient Treatment of Bacteria (Homeopathic Treatment of Bacterial Infections)

Chief Editor:

Judith Nagy, M.D.; Independent Medical Editor; Budapest, Hungary

Edited and Validated By:

Istvan Bandics, M.D.; Budapest, Hungary

Gyilla Panszki, M.D.; Budapest, Hungary

Ilya Brenner, M.D.; Institute of Oncology, Kiev, Ukraine Peter Smith, LCH; Cornwall, England Dima

Sakharov, Ph.D.; Kiev, Ukraine Tony Hughes, D.A.C.; Dublin, Ireland Peter Bartlett, D.O.; London,

England

Consultant:

Dr. Simon Gutf, M.D.; Hanover, Germany

Abstract

Two studies involving homeopathic or micronutrient treatment of bacteria are reported which indicate a natural, safe alternative to antibiotics. Both studies involve patients aged twenty-five to fifty. In the first study we take pin-prick blood samples from ten healthy patients, bring them on an inverted slide, and then measure the speed and motility factors of the white blood cell. The patients are then given (in double-blind fashion) either water and alcohol or a homeopathic for bacterial stimulation. On evaluation under the microscope, the speed of the white blood cell is increased in the treatment group; the placebo group shows no change.

In the second study patients are evaluated for urinary bacteria from culture.

They are then prescribed the complex homeopathic, and reevaluated. The study shows that the complex homeopathic can indeed help the patients to deal with their bacterial infections.

The proposed mechanism is discussed, along with this short study.

Keywords

Bacteria, complex homeopathic, micronutrient, motility factor, phagocytosis

This article was presented at the Pharma Expo in Budapest, Hungary; an international pharmacy exposition presented on November 10 - 13, 1994.

Bio-electronic Increase of Power Lifting Performance Clinic Details

injured

Bio-electronic Increase of Power Lifting Performance Clinic Details

TELEPHELY

3400 Mezőkövesd
Szent László tér 11. IV/5.
Tel.: 49 / 311-026

HIPPOCAMPUS

Egészségügyi Kereskedelmi-
és Szolgáltató BT.
Adószám: 21284823-2-05
OTP BANK RL: 650-010787-9

RENDELŐ és IRDA

Budapest III.
Nánási út 67. Lem.
Tel.: 1-188-68-65
06-20-342-662

Supervising researcher: Dr Istvan Bandics MD Licensed Hungarian Medical doctor. This study was done at the Hippocampus office in Budapest in January 1994. Studies done with the supervision of a local ethics committee and all subjects gave informed consent to participate.

Abstract

This study took 18 members of a Hungarian Power lifting team and measured their performance before and after an EPFX therapy and some sport oxygen formula. Their personal best are a matter of record. Each had two sessions on the EPFX over two days and they were asked to do their best in Squats and Bench press. By comparing to the personal bests most of these athletes had increases in performance after two sessions on the EPFX.

**Comparative Study on the Treatment of Average Allergy Patient with SCIO
versus a Conventional Medical Protocol**

**Comperative Study on the Treatment of
Average Allergy Patient with SCIO-
Medical Device
versus a Conventional Medical Protocol**

Developed and written By **Dr. Annamária Cakó**

Part of The International Ethics Study, 2007

ABSTRACT:

One hundred allergy patients from a typical medical practice were evaluated and treated with the SCIO provocative allergy system. Their results and fees were compared to nine hundred patients treated in traditional ways. From scratch and live cell tests, to antihistamine and synthetic chemical treatments. The results showed better results from the SCIO group, for considerably less money. A complete discussion of the field of allergy testing comes at the end of the treatise.

Treating Handicapped Young Adults with the SCIO Device

Treating Handicapped Patients with the SCIO Device

Written By: Authors: Kinga Gulyás, Quantum
Biofeedback Therapist
Budapest, Hungary, 2 / 2008

Abstract

I have been using SCIO since 2004. I was practicing with SCIO at the Egyenlő Esélyekért Alapítvány (Foundation for Equal Chances) in Csömör Hungary for 3 years which is a center for handicapped young adults. People here live and work with different kinds of disabilities. They are handicapped either in vision, motion or in hearing; they can be mentally or psychiatrically injured or they can suffer of a cumulation of some of these above.

Some people's handicap originate from the foetal period, some were handicapped at birth and again, some suffered some kind of injuries at a later period of their lives due to an accident or illness. The SCIO device is absolutely safe, there has never been any record of any significant risk. The SCIO is highly effective at medically treating the clients in many ways.

In our treatment of these children we were able to dramatically help the children with the SCIO device. The SCIO was able to help sedate and relax the children when there were temper tantrums.

The SCIO was able to help with immune system balancing and was used to stimulate cellular regeneration. Budapest, 5. February, 2008 © UMSH 2008

SCIO Bio-electronic Supported Elimination of Toxic Substances form the Human Body

SCIO-Bio-Electronic Supported Elimination of Toxic Substabcnes from the Human Body (SCIO Detox)

Developed By:

Authors: Dr. Annamaria Cakó M.D.

Abstract

We are living now in the age of big contradictions. Development of science makes medicine be able to carry out great achievements but in the meantime, lifestyle-depending diseases outbreak in epidemic growth. There is an ever increasing toxic burden implied on all of our patients. We must detox to survive. Detox is becoming more difficult in an ever increasingly toxic world.

Methods of detoxication have been known for a long time and they revive today. The SCIO has the electronic signatures of thousands of toxins in it's repertory. Also the trivector signatures of the detox organs and their hormones. The SCIO can put electronic signals of these signatures into the body for the body electric to guide for increasing the detox abilities of the body. This article reviews the safety of the SCIO and it's tremendous assistance to detox in over four hundred patient records. 425 patients are assayed for toxins and retested after the SCIO treatments. The results were astounding.

Key Words: Biofeedback, stress, stress reduction, Detox, Auto-Toxins, Sue-Toxins

© IJMSH 2008

Electro-physiological Stimulation of Body Charge Potentials

Electro-Physiological Stimulation of Body Charge Potentials

TELEPHELY

3400 Mezőkövesd

Szent László tér 11. IV/5.

Tel: 49 / 311-026

HIPPOCAMPUS

Egészségügyi Kereskedelmi- és Szolgáltató BT.

Adószám: 21284823-2-05

OTP BANK Rt.; 650-010787-9

RENDELO és IRODA

Budapest III.

Nánási út 67 - Lem.

Tel.: 1-188-68-65

06-20-342-662

Supervizing researcher: Dr Istvan Bandics MD Licensed Hungarian Medical doctor. This study was done at the Hippocampus clinic in Budapest on 73 patients attending the clinic in 1994. Studies done with the supervision of a local ethics committee and all subjects gave informed consent to participate as part of their intake form.

Abstract

In this study we took 73 patient/subjects from the medical clinic and tested their global Voltage, Amperage, Resistance, Hydration and Oxidation body electrical parameters in pre and post fashion. Each subject was treated with the EPPX device for one week after pre and before post testing. The patients had significant increases in their post electrical measures. These factors are called the VARHO.

Homeopathic Stimulation of White Blood Cell Motility as Analyzed under the Microscope

HOMEOPATHIC STIMULATION OF WHITE BLOOD CELL MOTILITY AS ANALYSED UNDER THE MICROSCOPE

[A Proposed Mechanism of Homeopathic Immuno-Stimulation]

Chief Editor: H. Vilmos, M.D.; Independent Medical Editor; Budapest, Hungary.
Developed By: The staff of Maitreya, Limerick, Ireland/William Nelson L.P.C.C.

This article was presented at the Pharma Expo in Budapest, Hungary; an international pharmacy exposition presented on November 10 - 13, 1994. Revalidation and further clinical testing are currently being performed by medical doctors at the Homeopathy Clinic in Budapest, Hungary, and by the doctors listed above.

ABSTRACT

The dynamic factors of life seem to be dependent on photons. This has been developed through quantum electrodynamics, which has been applied to biology by many researchers. In this study we microscopically analyzed the white blood cell's recognition and motility factors for bacteria and fungi. By then observing how the white blood cell moves toward the bacteria and fungi we are able to analyze one factor of immaturity.

A key question in biology must be: How do the white blood cell and the immune system find and isolate the microorganism intruder?

A thermodynamic and/or chemical mechanism is not a complete analysis. In this paper we bring forth the insight that the white blood cell has some photon receptors and a type of vision which allows it to find these intruders and thereby destroy them.

In this study we then gave the patients a treatment of water and alcohol, and/or a homeopathic of various microorganisms. This was performed in a double-blind fashion. In the placebo group there was virtually no change from the baseline reading in the motility recognition factors. However, there was a thirty-five percent increase in recognition and motility of the white blood cells in the blood samples of the patients receiving the homeopathic treatment.

The conclusions of this study are drawn through a dynamic, quantum, photon system of understanding of biology, which then helps us to understand some possible mechanisms of homeopathy. In the conclusions of the study we further show that homeopathy not only is a safe but also an effective and natural process of not defeating the organism directly, but stimulating the immune system to do its job better in defeating the microorganism intruder. Thus homeopathy offers a more natural way to stimulate the immune system of the host rather than a way to defeat the intruder directly, as in antibiotic treatment.

A Short Study of Comparison Factors of Homeopathic Treatment versus Enzymatic Treatment of Intestinal Parasites

A SHORT STUDY OF COMPARISON FACTORS OF HOMEOPATHIC TREATMENT VERSUS ENZYMATIC TREATMENT OF INTESTINAL PARASITES

Chief Editor: G. Vilmos, M.D., Independent Medical Office, Budapest, Hungary

Edited and Indexed by: János Benkő, M.D., Budapest, Hungary; Gyula Horvát, M.D., Budapest, Hungary; Vera Brenko, M.D., Institute of Oncology, Kéz, Uzsák, Peter Smith, L.D., Cornwall, England; Dina Bekkers, Ph.D., Kéz, Ursula Fory-Hughes, B.A., Dublin, Ireland; Peter Barrett, B.D., London, England; Stella Hill, M.D., Győr, Hungary; Károly Kálmán, M.D., State-Registered Physical Therapist, Pécs, Hungary, England; Csilla Horváth, Hermann, M.B., B.S., U.K., Nottingham, England; Dr. Miklós Balczár, Pécs, Hungary; U.K.

Consulted: Dr. Simon Suli, M.D., Pécs, Hungary

Developed By: The staff of Vilmos Vilmos, Ireland

This study was performed in 1988 at the King Health Center in Lovasbóly, Ohio, USA. Evaluation and further clinical testing are currently being performed by medical doctors at the Homeopathy Clinic in Budapest, Hungary and by the authors listed above.

© Vilmos Vilmos 1995.

ABSTRACT

In this study a group of patients from ages twenty-five to fifty were chosen who displayed signs of worm eggs in excrement (stool) analysis. The patients were divided into two groups of ten patients each. One group


received treatment with a combination homeopathic product known as Vermes, which contains various homeopathic remedies that stimulate the defense of the system against parasitic invasion, and also homeopathic remedies that help to flush out the intestinal tract. The other group was given Standard Process enzyme therapy in a pill called Dymol, which assists in the action of parasites through its enzymatic effects and is aided by various factors.

The patients in each group were then re-measured. It was found that the Vermes product was successful in treatment, whereas the Standard Process product seemed to show no positive effect.



The Scientific Results are in, the SCIO Works

Published in an ISSN Peer Reviewed Medical Journals



The SCIO will improve the body electric VARIOPE by five% as an average after just one session. The Autofocusing Harmonic therapies of the Cybernetic Loop of measuring, stimulating, re-measuring, all guided at maximizing the body electric potential will improve your body electric by an average of five%. Improvements of Voltage, Amperage and thus power. Improvements of Resistance and Hydration that means improved enzyme and osmosis transfer of nutrients and detoxification. Improvements in Oxidation meaning more endurance. And improvement in Ph meaning more health. No wonder there are a mile long list of testimonials. Now we can understand why the sport athletes get such great results. A five% improvement is a great edge for a professional sportsman. The patented and proprietary process of the SCIO and ODC have been proven on the world scientific stage to work wonders of improving and stabilizing the body electric.

If you need more information on the SCIO and purchase details please get in touch with us

Maitreya Kft.

tel: +3613036043 | web: www.qxsubspace.com | e-mail: info@qxsubspace.com

Zapping the Human Papilloma Virus

Zapping the Human Papilloma Virus

By William Nelson LPCC

At the Semmelweis Hospital in Budapest 1984

Abstract

We know of no good evidence for Dr. Krugers zap therapy. The Zap technology of the QXCI/EPPX has some tested capabilities. In this study 25 women showed signs of papilloma virus spots. The papilloma virus HPV spots fluoresce in UV light if they are exposed to vinegar. A vinegar swab showed spots on all 25 with an average of 12 spots per person. The women were given three 30 min QXCI Zap therapies over the course of one week. In 2 of the subjects there was no change. All of the others had lessening of their spots in size and number. In five subjects there was complete removal of the spots. The rest had approximately 60% reduction in the number of spots. The overall average therapy was 60% effective in treating papilloma.

A SHORT STUDY OF COMPARISON FACTORS OF COPROLITH VERSUS QXCI DETECTION OF INTESTINAL PARASITES

- *Chief Editor:* William Nelson, N. M.D.; Independent Medical Editor; Budapest, Hungary
- *Edited and Validated By:* Istvan Bandics, M.D.; Budapest, Hungary Gyula Parszki, M.D.; Budapest, Hungary, Attila Kiss, M.D.; Győr, Hungary
- *Consultant:* Dr. Simon Guzl, M.D.; Hanover, Germany
- *Developed By:* The staff of Maitreya; Limerick, Ireland

This study was performed in 1984 at the King Health Center In Lowellville, Ohio, USA Revalidation and further clinical testing and has been repeated by medical doctors at the Homeopathy Clinic in Budapest, Hungary and by the doctors listed above.

William Nelson 1995.

Chapter 11: Midwife Studies done in Kauai, Hawaii by Sacred Birthing

CONTRIBUTE JOIN OUR MAILING LIST

Sacred Birthing

Kauai, Hawaii

"Do No Harm." – Hippocrates

What is Sacred Birthing

Sacred Birthing is truly for one purpose: to birth a baby in a way that can best preserve the essence of divinity that accompanies each new being.



Extensive research of the EPFX-QXCI was done to show it effective in helping the Natural Birth

Birth Trauma Research

Birth Trauma Research

Rapid Release of Trauma

Research with QXCI Presented by:
Sacred Birthing Foundation

QX Protocols – First Day

□ **Therapy: Organ Relation**

- Brain, Brain-blood-barrier, Blood, Liver, Spleen, Pancreas, Kidneys, Heart, Adrenals, Lungs, Skull, Sutures, Tissues, Brain, Tissues, Dura, Neck, Spine, Face, Eyes, Teeth, Palate, Ears, Cells, Endocrine System, Pituitary, Skin, Nerves, Chakras, Muscles, Bones, Cell Walls, DNA, RNA, Chromosomes, Lymph system nodes, Lungs, Spleen, Meridians, Egg, Sperm, Intestines

□ **Therapy: Emotional Blockage**

- Emotional Pain, Self-Hate, Self-judgment, Resistance to Change, Fear of the Unknown, Helpless, Despair, Abandonment, Fear Unworthy, Un-worthy to Receive, Fear Betrayal, Dread, Resistance to Change, Resistance to New Ideas, Fear of Empowerment, Anger, Hostility, Rage, Abandonment, Disappointment, Lack of Self-forgiveness, Resignation, Apathy, Withdrawal, Depression, Withholding, Sadness, Separation from God Mother Father Self, Scared to Breathe, Scared not to Breathe, Fear of Death, Fear of Life, Easily Influenced, Scheming, Suspiciousness Tunnel Vision, Critical, Perfectionism, Worry, Aggression, Depression, Social Guilt, Failed Ability to enact Soul Pattern Blueprint
-

QXCI Birth Trauma Program

QXCI Birth Trauma Program

- ❑ **New Panels and buttons for the Clasp32 program**
 - The new panels are designed to eliminate low frequencies associated with mother's trauma at birth caused by a variety of conditions
 - New panels are NEEDED to be used for elimination of anesthetics from the brain, spine and dura caused by the epidural anesthetics
 - ❑ **Signs of birth trauma in babies – demographics**
 - Sleep deficiency
 - Eye contact-ability to bond
 - Weight gain and feeding irregularities
 - Nervous reactions-frequent crying, fussiness
 - ❑ **Signs of birth trauma in adults - demographics**
 - Sequential trauma in areas of life, trauma attracts more trauma
 - Birth trauma recapitulates and becomes a time bomb at different stages of life:
 - ❑ Rejection in relationships as a result of abandonment at birth, no bonding with mother.
 - ❑ Memory loss and stress can all be traced to birth trauma
-

Research Results - Quantitative

- Mixed VARHOPE Results
 - Scores in both measurements against the total population were not impacted.
 - With one exception, average resonant frequency over the individual tests did increase by 7918.
 - Neurotransmitters/Amino acids were varied in response
 - **Pain assistance-Endorphins-lessened** in the **overall group** by 29% but the need **increased** for **individuals** by 18%.
 - **Emotional assistance-Dopamine-increased** in both measurements by 22% for the workshop and 16% for individuals. **Tyrosine** also **increased** in the overall workshop by 35%, unchanged for individuals.
 - The need for **Love & Bonding -Oxytocin- increased** in the **overall workshop** by 27% but **decreased slightly** by 7% for **individual responses**
-

Research Results - Quantitative

- Neurotransmitters/Amino acids were varied in response
 - The need for **Joy and happiness** inducement, as indicated by **Serotonin**, decreased in both segments. Total workshop went down 19% and individual results were down 35%.
 - **Cortisol** needs were unchanged in both groups.
 - **Iso-Leucine for alertness** and AD/HD remained unchanged.
 - Need for **Taurine, heart support**, increased for the workshop by 27% but decreased for individuals by 9%.
 - **Tryptophan for relaxation** decreased in the overall group by 11% and remained unchanged for individuals.
 - An exact opposite result for **Glutamine that calms the mind**. The workshop needs increased (16%) while individuals were largely unchanged (1%)
-

Research Results - Quantitative

- Brain Wave indicators showed much total all workshop improvement on a majority of indicators:
 - Attention Deficit was hugely impacted with a 84% decrease
 - Local Slow Waves improved by 70%
 - Epileptic improved by 25%
 - Deep Brain and General Asymmetry improved by 23% and 14%, respectively
 - Injury improved by 4%
 - Theta waves improved by 25% as an indicator of the shift in consciousness during the workshop, while worry indicated by Beta waves went down 7%.
- Stress went up by 10% indicating that bringing these deeply held memories to the surface challenged all participants

Percentage calculated on ratio's e.g. Injury divided by Normal

Chapter 12: The Nahinga Project – The SCIO and HIV



Nahinga – Immuno Compromised Protocol

Nahinga

IMMUNO COMPROMISED PROTOCOL

First Avoid All White Processed Sugar

This means all dextrose sugar products including candy, cola, doughnuts, etc.
You can have all of the levulose-fructose products you want,
this means any fruit or fruit sugar

Second Avoid all Foods Boiled or Fried in Oil

Use at least three tablespoons a day of uncooked natural cold processed oil such as
olive oil, safflower, sunflower, soybean oil.
Have some five servings a day of fresh and raw fruits or vegetables.

Third Reduce Stress and Enjoy Life

Do at least fifteen minutes twice a day of quiet meditation using affirmations, and
imagery of your immune system working.

Exercise for twenty minutes at least four times a week

work to a sweat and breathe deeply, use the thymus tap

Take the Hemo-A twice a day with other supplements

Hemo-A has Herba Santa, Phytolacca, Chinese Cocumio Sativa, Trifolium, Herring sperm
and other sercoides of Thymus adenoids tonsils and appendix
use 500 mg vitamin C, 15, mg Zinc, 4 pills of Oxygen Stimulator at bed
use Golden Seal, Aloe Vera, Lentil, Mustard, Turmeric, Curry, Paprika,
Sesame seeds, and use Sambuca

AVOID ANTI-BIOTICS

use Probiotics Actinal, Activa, etc Twice a day

Electrical Reactivity as a Prescreen of HIV Infection Patients

ELECTRICAL REACTIVITY AS A PRESCREEN OF HIV INFECTION PATIENTS

By: Nagy K., Nelson W., Barabas E., Balazs E. Varkonyi V., Horvath A Study Site National Institute of Dermato-
Venereology, Budapest, Hungary 1994

ABSTRACT

Twenty-two ambulatory AIDs patients in Budapest were studied for xroid electrical reactivity readings. The electrical reactivity patterns and reactive substances that were in the highest fraction of reactivity. In other words, those reactants that were statistically significant are compared in the groups of the AIDs patients taking the AZT as well as the AIDS patients that were treated with homeopathic and nutritional items. The purpose of the study was to analysis similarities and consistencies in their electrical reactivity patterns over the course of four measurements. This took place during the 4th, 5th, 6th and 7th month of 1994. During these months there was also a homeopathic and nutritional intervention done on several of these patients to see the effect on blood chemistry profiles denoting aids risks and the homeopathic and nutritional intervention are described in the article known as the comparative results.

Immunological and Electrophysiological Reactivity of Patients with HIV Infection

IMMUNOLOGICAL AND ELECTROPHYSIOLOGICAL REACTIVITY OF PATIENTS WITH HIV INFECTION

By: Nagy K., Nelson W., Barabas E., Balazs E., Varkonyi V., Horvath A.
National Institute of Dermato-Venerology, Budapest, Hungary 1994

ABSTRACT

The diagnostic and prognostic value of electrophysiological reactivity patterns of HIV infected subjects were compared to complex immunological and virological laboratory markers.

Electrical responsiveness of 22 asymptomatic HIV infected patients were monitored monthly for a 4 month period by Quanta Med 4000, a sensitive multichannel diagnostic biofeedback machine, capable of measuring slight fluctuation of patients' brain waves and skin resistance, whilst the patients are sequentially exposed to a battery of numerous homeopathic nosodes and isodes. This process known as the Xrod process.

Immunological and virological analysis included determination of CD cell count, HIV, HCV and CMV antibodies, HbsAg, and serum Beta 2-microglobulin (B2M) and Neopterin levels.

In the study - 4000 substances (Items) were tested to determine which of these the patient had the most reaction to. The reactivity scores were then analyzed statistically. As a result a profile of electro-reaction is suggested, which considered characteristic of HIV disease in contrast to that of the normal subjects.

After initial evaluation a treatment protocol was designed. Half of the patients received a fatty acid blend and homeopathic medicaments throughout the test. Subjects were instructed to use the products daily and compliance was evaluated in the monthly interview. Reevaluation of electrophysiological reactivity and immunological tests were repeated every month.

B2M level was found decreased in 88 percent of those who received homeopathic treatment and in 50 percent it was found < 3 mg/L, compared to 27 percent of those untreated. Antibody level to CMV was also found decreased in consequence of treatment. No changes, however could be detected in CD count and HbsAg and HBC antibody level.

The electrophysiological reactivity test provided information, which suggest that it can be used as a pre-diagnostic method, which might complete laboratory analysis. Complex homeopathy and individual nosode treatment shows some positive intervention.



ANTIBIOTICS AS A PRIMARY CO-FACTOR IN AIDS PROGRESSION

By: William C. Nelson L.P., C.C., M.D. and Eva Toth M.D. Homeodiagnostica, Budapest, Hungary, Vörösmarty tér 3.

Presented at the 1st International Conference of the Mór Kaposi Research Foundation, Convergence of AIDS and Cancer Research, Budapest, Hungary August, 27, 1996

"If a Man sees a Wrong and does not Correct it, He is NOT a Man"

ABSTRACT

The world has now recognized the demise of antibiotics. Isrogenic damage, resistant strains, immunosuppression and dependency have now challenged the core of one of the prides of modern medicine. The vast marketing of antibiotics has left medicine with a severe crisis. Reductionistic research and philosophy has been used for financial reward of the chemical companies. These antibiotics have been shown to have a wide variety of deleterious side effects, including effects on the bowel flora. We also theorize about how this disruption of the bowel flora, could be a contributing cofactor to the AIDS epidemic.

The populations with the greatest antibiotic use are the highest risk for development of AIDS. A balanced bowel flora could be essential in defense against the virus propagation into the deadly disease. The antibiotics might then increase the progression of risk in the disease. This hypothesis, because of its' non Reductionistic complexity is difficult to challenge in a single study. Funding of such a study would also be extremely difficult, in light of the challenge to synthetic chemistry. This brief article is but an introduction to the concept. For further information please refer to the collection of studies in the Journal of the Medical Science of Homeopathy, special issue on AIDS and viruses.

Dr. Kofi Gharthey of Project Nahinga



Dr. Kofi
Gharthey of
Project
Nahinga in
Ghana

We have seen six patient data files from Ghana where patients who had HIV in Blood test were cured and the tests have come back negative for HIV after the Nahinga protocol

In Budapest, Africa, and elsewhere we have seen several reports of cures and viral irradiation. This begs for further study and confirmation of results. But the research from project Nahinga seems interesting at least. We are continuing the search for more funds to do better studies and better controls, but till then we still seek to study and treat patients with this future orientated medicine.

Desire' and the Shaman Healers of South Africa

This document is to develop the basic science of study and detail for a simple solution to this problem. I have stumbled on a natural medicine formula to help these people. And I want to share it with you in the form of Project Nahinga.



Prof Desire' Dubounet with some of the Shaman healers of SA

In 1992, I tested most of the Aids patients and HIV positive patients in Hungary at the Semmelweis University medical hospital. There was a set of natural compounds that the patients reacted strongly to. These compounds were tested in the laboratory and in the clinical hospital with some success. These articles were presented in Singapore at an International Congress of STD and AIDS. Reprints of these articles are accompanying this document.

But since there was little interest in natural medicines, this work has been largely dormant. I tried to tell the story to the African governments, but the hold the Drug companies have is extreme. Now I have invested Half a million dollars into a research project to help this massive problem. If no one will help I will do it myself.

Dr Amanda Velloen - Budapest Conference 2009 Update on Project Nahinga



Project Nahinga (bantu for the Angel that comes from the heavens to help us, the bantu name for Desire) has been spreading and many extreme success stories have shown fantastic results.

PROGRESS

- Results in PHASE 1 –
- Up to 100% feeling better
- Average 65% improving in Critical Measures of HI V progression
- No side effects reported
- Symptom free
- No secondary infections
- Improved quality of life

Critical Measures

- Subjects tested positive for HI Virus
- CD4 count
- Elisa test if available
- Viral Load test

Schedule for 2009

- Father John Mugaga in Kwa-Zulu Natal 1st Satellite
- October 2009 – AIDS Children's homes
- November 2009 – Brazzaville Congo, DRC, Angola, Nigeria
- November 2009 - Kenya, Zimbabwe, Mozambique
- December 2009 – Lesotho, Swaziland

After Desire has donated over 2 million dollars of equipment for our research we have shown safety and efficacy and there appears to be a natural cure for this horrible disease on the future horizon

Chapter 13: Nobel Prize in Medicine Nomination

Dr Nelson has been Nominated for the Nobel Prize in Medicine many times. In 2000 he was invited to lecture in the Nobel Prize Hospital In Stockholm Sweden

His lecture was a Revolution in Medicine



The Nobel Prize Hospital In Sweden Place of Desire' Dubounet's lecture in 2000



Karolinska Institute



**Karolinska
Institute!**

Watch these 2 video to understand more

<http://video.google.com/videoplay?docid=-3943318454841262491#>

<http://video.google.com/videoplay?docid=-3943318454841262491#docid=-4449802586589468951>

When I lectured at the Nobel Prize hospital in 2000, I encountered the work of Dr Nordenstrom, the Institute tried to ban my lecture but we won the battle and I gave my historic lecture there

Bjorn Nordenstrom has found a heretofore unknown universe of electrical activity in the human body

Chairman of the Nobel Prize Committee Nordenstrom used electrodes to administer an electrical current into cancerous tumors in order to dissolve them in a miraculous fashion. He was also featured on the cover of Discover Magazine in 1986. He lost his job as the head of the Karolinska Institute and was ostracized by his colleagues but traveled to China to work with scientists and doctors there who were more open to his theories.





The Nobel Prize Hospital In Sweden Place of Desire' Dubounet's lecture in 2003

The Youngstown Vindicator 1987

From The
Youngstown
Vindicator 1987

Girard graduate nominated for Nobel

In a few years, the Youngstown State University alumnus could become a Nobel Prize winner in medicine.

By WILLIAM K. ALCORN
VINDICATOR TRUMBULL STAFF



For years, Dr. William Nelson believed there was something wrong with using synthetic drugs and chemicals to remedy human aches and

ailments.

A scientist and mathematician, he based his opinions on quantum physics, a complicated mathematical method used to measure minute energy particles.

"I was able to prove — I don't mean speculate, I mean prove — that the synthetics are not the same."

Dr. William Nelson
Nobel prize nominee

Now the professor of wellness studies at the Notre Dame de La Fayette University in Colorado says he has positive, mathematical proof that natural medications are better, and his research has earned him a nomination for the Nobel Prize in the field of medicine.

Background: Nelson, a former
Please see MEDICINE page B2

COPY

Chapter 14: Royal Society of Medicine Presentations on SCIO Technology



The EPFX World Congress of 1992

"All truth passes through three stages. First, it is ridiculed, second it is violently opposed, and third, it is accepted as self-evident."



- Arthur Schopenhauer German philosopher, 1788-1860.



The ROYAL
SOCIETY of
MEDICINE

Presents the EPFX World
Congress of 1992

Many years ago a scientific investigator was looking into a treatment protocol for cancer. He surmised that the problem with cancer was an inability of the white blood cells to properly attack the cancer cells of the body. From this, he generated an experiment in which he withdrew blood cells from a patient, separated the white blood cells, and made them into an ointment which he then applied to cancerous tissue. He did this in a scientific study and found it to be successful. Other researchers tried to duplicate his work, but found that it did not work to their satisfaction.

He struggled with the scientific community about their refusal to publish his data, and he struggled to advance his ideas into medicine. Eventually he found that there was a problem with proving a medical hypothesis. So he put together a seminar and invited outstanding scientists from all over the world to attend and offer their opinions on what would constitute scientific proof of a medical hypothesis.

One initial response to his invitation came from a scientist who, in his response, said, "I'm afraid that the idea of scientific proof is one of astounding complexity, and one that I would not be able to personally offer any advice towards." That letter was signed by Albert Einstein.



The ROYAL
SOCIETY *of*
MEDICINE

Presents the EPFX World
Congress of 1992

Dr. Julian Kenyon



Dr Julian Kenyon is an integrated medicine physician and Medical Director of the Dove Clinic for Integrated Medicine, Winchester and London. He has written approximately 20 books and has had many academic papers published in peer review journals and has several patents to his name. He graduated from the University of Liverpool with a Bachelor of Medicine and Surgery and subsequently with a research degree, Doctor of Medicine. In 1972, he was appointed a Primary Fellow of the Royal College of Surgeons, Edinburgh.

Froehlich basically said is that inside the body there is communication that would make an enzyme come to a substrate. This would, in the first instance, be a coherent electromagnetic oscillation. The reason for that is that within the body there's so much going on all the time. There is such a range of biological processes that you've got a signal-to-noise ratio problem.


We have achieved a viable hypothesis after six or seven years of hard work. In two of those years we were able to employ two physicists and electronic engineers, and a biologist and immunologist full time. We researched the EPM and found it to be the best energetic medicine device. And the EPM has a scalar component.

Now, scalar fields are actually quantum fields. They are basically quantum interference patterns between electrons. Electromagnetic fields are derived from quantum fields. Maxwell's equations for the derivation of electromagnetic fields actually do contain a scalar expression. So they are derived from that. They are, therefore, more fundamental than electromagnetic fields.

Electromagnetic fields act as carriers for scalar information. That's very important, because you can piggyback one on top of the other. When I use the Ectosis EPM system, I'm basically piggybacking the scalar information on top of electromagnetic information. That's why it's easier to do. That's why, for example, if I have to dowse out all these patients (I'm not ashamed of saying I do dowsing; I'm a fairly average dowser), I could probably dowse out about four patients a day. By that time I'm absolutely tired. With any equipment where I use an electromagnetic field as a carrier, I can cope with probably thirty or forty patients a day without any problem at all. I'm making use of what seems to be a fact, that the scalar information is piggybacked on the electromagnetic information.

For example, in electro-acupuncture, if you want to use an electro-acupuncture stimulation device, the waveforms that work best are square waves, in which the rise time is very high, and the fall time is very, very steep. Biological systems respond best to that. Bill Nelson will tell you is that the information carriers are the photons, and I'm sure he's right, because that's what makes the interference pattern.

Richard Gerber



*Richard Gerber, MD, is the author of the 1988 book, **Vibrational Medicine: New Choices for Healing Ourselves**, a publication that has been reviewed as 'landmark' and 'encyclopedic', and in many ways bridges the gap between science and esoteric healing. **Vibrational Medicine** cites hundreds of scientific studies that support the energy model of health and healing and presents the theoretical foundation for such therapies as homeopathy and acupuncture.*

Is there any type of research that substantiates the existence of this organizing energy field? We need to look no further than the work of Dr. Harold Saxton Bur, who in the early 1940s was a neuro-anatomist at Yale University. He was very much interested in the electrical field characteristics of living objects; plants and animals. He found some rather unusual things about animals and plants. He decided to study salamanders, because their electrical field characteristics were fairly easy to map. You could actually trace the outline of the field around the salamander. It seemed to have an electrical orientation along a central axis, which mapped along the nervous system and spinal cord. And he wondered when this electrical axis in the organism first formed, so he started looking at earlier and earlier stages of embryological development of salamanders trying to draw the electrical field around this earlier and earlier living form. What he found was actually an electrical axis at the level of the unfertilized egg. He wondered if this was the same electrical axis as the one in the adult organism.

It is the necessity of developing this type of sensitive technology to measure things happening at the subtle energy level that will really be important in finding out not only how subtle energy medicine therapies work, but some of the unseen side effects of accepted medical therapy; surgical therapies we are really not aware of. We take for granted that the body heals up just fine, and it doesn't matter that there's some scar tissue over here.

It turns out that it is very important. You do develop energy blockages in the body with surgery, and there are unseen side effects with drugs that happen at the subtle energetic level.

I want to move on from this into this phenomenon of acupuncture. Acupuncture is also an energy system that is very ancient. It is a model that describes energy circuitry throughout the body; yet it is thousands of years old, or older. This particular statue [visual reference] is a teaching statue that is several hundred years old. It shows these different acupuncture points on the body. It's a more contemporary model, used for teaching acupuncture students.

Dr. LaValley



Dr. LaValley is a member of the American Medical Association (AMA), the Texas Medical Association (TMA), the Travis County Medical Society (TCMS) in Austin Texas, the Canadian Medical Association (CMA) and Doctors Nova Scotia. He has also served as the Chairperson of the Complementary Medicine Section of the Nova Scotia division of the CMA since 1994.


Thank you. I feel that it's a great honor to be here; it's a very exciting moment, I think, in the history of this field, because we're here at the Royal Society of Medicine. I want to thank Dr. Nelson and the Royal Society of Medicine for having me here to speak on what I feel is an important and long-controversial subject. In order for clarity, I'm going to read what I have written rather than speak extemporaneously, because there are so many specific points I want to make, and tie together at the end.

My intention is to discuss a scientifically accountable framework, model or paradigm that can begin to give us as scientists and medical practitioners reasonable and logical access to the underlying mechanism of action of homeopathy and homeopathic effect. I must acknowledge the vast number of scientists and practitioners who before me have generated research, knowledge and effort that have made available all the facts and observations drawn upon for this discussion. This discussion will bring into consideration many general facets of science: chemistry, physics, mathematics and homeopathy, in order to build a consistent, coherent model of scientific accountability in this vast area. Concepts will be brought forth in succession, and then tied together in a testable hypothetical picture or model that acts to include these various schools of thought in a synergistic understanding for all of us to consider, to critique, to investigate, and to explore.



The Scientific Results are in, the SCIO Works

Published in an ISSN Peer Reviewed Medical Journals



The SCIO will improve the body electric VARDHOPE by five% as an average after just one session. The Autofocusing Harmonic therapies of the Cybernetic Loop of measuring, stimulating, re-measuring, all guided at maximizing the body electric potential will improve your body electric by an average of five%. Improvements of Voltage, Amperage and thus power. Improvements of Resistance and Hydration that means improved enzyme and osmosis transfer of nutrients and detoxification. Improvements in Oxidation meaning more endurance. And improvement in Ph meaning more health. No wonder there are a mile long list of testimonials. Now we can understand why the sport athletes get such great results. A five% improvement is a great edge for a professional sportsman. The patented and proprietary process of the SCIO and ODC have been proven on the world scientific stage to work wonders of improving and stabilizing the body electric.

If you need more information on the SCIO and purchase details please get in touch with us

Maitreya Kft.

tel: +3613036043 | web: www.qxsubspace.com | e-mail: info@qxsubspace.com

Dr. Wolfe's Energetic Healthcare and Dentistry



Dr. Bill Wolfe graduated from Baylor University College of Dentistry in Texas in 1972. He practiced dentistry in Austin, Texas from 1972 until 1978; and in Albuquerque, New Mexico from 1978 to the present day. Dr. Wolfe also has a doctorate degree in naturopathic medicine. He is a member of several organizations including the American Dental Association, the Holistic Dental Association, the American Association of Biological Dentists, the American Association of Health Practitioners, and the Environmental Dental Association, of which he is a director.

This is important in the United States right now, informed consent. In many areas of medicine, it is quite usual that the patient must be informed of what the procedure they're going to be receiving involves. Yet, we have a material that has been used, in the United States at least, since the 1820s. We've been fighting about it for that long. We've called it silver fillings. Now, by the FDA labeling laws, you are supposed to put the ingredient with the highest content first. So if you had a mixture of mercury which is fifty percent, silver which is thirty percent, and then zinc, tin and copper, what would you call it? A mercury filling. This demonstrates the level of denial of the American Dental Association to call it a silver filling instead of a mercury filling, with fifty percent mercury.

Now, what happens is that once the mercury is mixed into the sludge of metals, the mercury does vaporize. I was the first dentist in the United States to purchase a mercury vapor detector, which is like a Geiger counter. It was originally developed for mining geological surveys, because whenever they find mercury vapor in a cave or mine, there is usually gold associated with it. That's why I don't feel that a dentist should put gold and mercury in the same mouth, they're very attractive to each other, and create a battery effect.

The US Navy found out about this machine, that it can detect mercury vapor, and purchased two hundred of them for their submarines, because in electrical switches, gauges, etcetera there's a lot of mercury used, and they didn't want vapor leaks in a closed, pressurized container under the ocean. So they purchased the vapor detectors, and started using them in their industry. OSHA in the United States, which controls work environment, has testing methods where if they come into your industry with a mercury vapor detector, and find more than .05 milligrams of mercury per cubic meter of air, they can fine you ten thousand dollars, and close your plant down. Yet, there are many of you in this room who have that much mercury vapor coming out of one tooth.

Dr. Will Corell



Dr. Will Corell is a cum laude graduate of Yale College, 1970 and Stanford University School of Medicine, 1974. He completed five years of postgraduate training including Internal medicine, Ear, Nose and Throat, General Surgery, and Family Medicine.

He was board certified by the American Academy of Family Practice in 1979 with recertification in 1986, 1993, 2000 and 2007. He has been in practice in the Spokane area since 1979, where he blends aspects of traditional medicine with his primarily holistic-oriented medical practice.

Thank you, Dr Nelson for inviting me here. Thank you all for having me here. It's a great honor to be talking in the Royal Society of Medicine here in London.

I'd like to address my talk today on some of the more practical applications of some of the bio-medicine techniques we've been talking about today. For the purpose of the talk, I'd like to address a syndrome we call **CHRONIC FATIGUE SYNDROME** in America. I understand that here it's called myalgic encephalomyelitis. If you don't mind, for my untrained American tongue, I prefer to call it chronic fatigue syndrome, or **CFS**, or more appropriately, chronic fatigue immune deficiency syndrome.

First off, the criteria. A patient must have both major criteria to be identified as having chronic fatigue syndrome; again, for purposes of research. The primary onset of fatigue, persistent or relapsing, or easy fatigability with the conditions you will see described.

The second factor under major criteria-- and here is where we may have some disagreement-- there is an exclusion of other conditions that produce similar symptoms. I would look specifically at letters C or D, especially chronic or sub-acute bacterial, fungal or parasitic disease. As Dr. Nelson mentioned, the degree of vigor with which we look for parasitic disease will often determine our success at finding it. So when my colleagues typically say they've done a routine investigation for parasitic disease and found the workup negative, I think we need to take that with a small to moderate-sized grain of salt. As we've all discussed, I think parasitic disease is much more common than traditionally reported.

I've been measuring patients for ten years now with my mercury vapor detector, and very rarely do I find a filling that doesn't have mercury vaporizing from the filling, no matter how old it is. That's why it's called chronic micro-mercurialism, low-dose mercury exposure over a long period of time. This is why it may take years before the chronic exposure to mercury is noticed. When you're eighteen or twenty-five, the adaptive capacity of your immune system to deal with these mercury fillings is much greater. But maybe you're forty now, and with the pesticides, pollutants, preservatives, stress, plus the mercury vapor leakage affecting your teeth, then it does begin to catch up with you.

Dr. William Nelson

Dr William Nelson Inventor of the Electro-Physiological Feedback Xrroid Interface **EPFX**



Born and raised in Ohio, Bill Nelson was identified as a genius from an early age. As a young man, his interest in quantum physics and electronic engineering led to his work on the navigation system for the Apollo space project. He turned his genius to the field of medicine and health after the birth of his first-born, a son. His son retreated into the world of autism—a result of an anti-nausea drug his wife took while pregnant. After devouring the information offered by a medical world, he turned to the world of alternative health. With natural remedies, he was successful in reversing many of the symptoms of his son's autism.

During his research, he was intrigued by a number of bio-electric devices being used in Germany—the Vega machine, the Volt, and the Mora unit—as well as biofeedback and cranial electrical stimulation (CES) units in the US. These units either measure the body's electrical response to help diagnose problems in the body or they emit frequencies to treat problems. He also studied the body's subtle energy systems—acupuncture meridians, chakra energy, applied kinesiology or muscle testing, etc. The body's subtle energy system is an early warning system. Imbalances in the body's subtle energies show up much earlier than disease symptoms. Bill Nelson decided to apply his genius to design an all-inclusive system—a computerized system that would both test and balance the body at the subtle energy level. The EPFX was born.

To develop this system, Bill Nelson has integrated the sciences of mathematics, quantum physics, electronics, naturopathy, homeopathy, chiropractic, energetic medicine and computer programming. He has also incorporated his knowledge of metaphysical subjects to bring a unique synergistic perspective to natural healing. He has studied homeopathy, naturopathy, science, business, computer science and international law. He has also mastered the difficulties of creating the software to integrate the many healing modalities he has programmed into the EPFX system. His unique knowledge of esoteric subjects such as fractal dynamics, subspace theory, a tri-vector system and more has made this energetic feedback system possible.

The EPFX gathers bio-energetic data from the body via twenty channels simultaneously. The information is prioritized to help the natural health practitioner zero in on the body's current specific needs. The program offers information specific to your subtle energies—emotional and mental stresses, nutritional needs, food sensitivities, digestive and cleansing needs, etc. In the hands of a trained health practitioner, the imbalances in the subtle energy field are tracked to determine the most probable sources of ill health. In addition the EPFX has the capability to apply approximately 50 different corrective energies to help the body establish energetic balance for health and well-being. The health practitioner is also able to determine the lifestyle changes and remedies that will best help you as a next step in your plan for better health.

Chapter 15: SCIO and Sports Studies

18. évfolyam • 38. szám • 2009/2

MAGYAR
SPORTTUDOMÁNYI
Hungarian Review of Sport Science SZEMLE

VII. ORSZÁGOS
SPORTTUDOMÁNYI
KONGRESSZUS

SPORTKULTÚRA,
HAGYOMÁNY
ÉS
MEGÚJULÁS

2009.
május 27-29.

Semmelweis
Egyetem,
Testnevelési és
Sporttudományi
Kar
(TF)
Budapest

ELŐZMÉNYSZÁMOK RÖGVIDESEI

2009. május 28. szombat
18.00 óra kezdés
18.00 - 19.00
"Jászai Mari a sportban"
Különb. és nemzetközismertté

2009. június 1. hétfő
Különb. előadás

Palánk Ágnes (előadó) *Trófiáink története a sport történetében*

Miklós Tamás (előadó) *A 2008-as évszázad történelmi eseményeinek és sportjának bemutatása az általam vezetett olimpiás csapatok és sportolók útján*

Dr. Kiss László (előadó) *Hosszúévszázados történelmi és kulturális örökségünk*

Dr. J. V. Várhelyi, Miklós (előadó) *Orvosi és edzésorvosi a sportban*

Dr. Kóspótlaknyói Tamás (előadó) *A sporttudományi kutatások és a gyakorlati sporttudományok közötti kapcsolatok, a sporttudományok fejlődése, a sporttudományok és a gyakorlati sporttudományok közötti kapcsolatok*

Magyar Sporttudományi Társaság • Hungarian Society of Sport Science
www.sporttudomany.hu

SCIO Sport Study review

The 7th Congress of the Hungarian Sport Science Review, Budapest, Hungary

Presentation at the Semmelweis Egyetem, Testnevelési és Sporttudományi Kar (TF) Budapest

Date: 28th of May 2009

VII. Országos Sporttudományi Kongresszus

By: Prof. Desiré Dubounet

Some of the best cyclists in the world have used the SCIO to win championships.

Basic 5th grade science tells us. We are made of atoms and atoms are made almost exclusively of electrons, protons and neutrons. None of us can in any way perceive this simple truth presented to us in 5th grade. We live in the false belief that there is solid flesh in our bodies, when we know that it is not true. The outer area of any atom or molecule is made of the electrons. The electrons have a very strong electric charge. So strong that two electrons can almost never touch, the energetic charge will repel them. No atom ever touches another atom. No molecule ever touches another molecule. Everything is held together with energetic, quantum, electro-static-magnetic, or other subatomic forces. All of life is mostly electrons and protons that never touch but only interact through electro-magnetic fields. These are the basic forces of electricity. All of the interactions of life are energetic and electrical at some level, 5th grade fact.

Chemistry has been taught with the analogy of rods and balls. Every chemistry student has been shown molecules with balls for atoms and rods for the bonds. This implies there is a solid nature. There is not. The atoms are energy fields, the bonds are also fields not much different than two magnets that repel on the table. There is no rod or ball, but this analogy is used by the pharmaceutical companies to sell their wares. It is a false belief.

The field of voltammetry tells us this simple fact. We appear solid because these forces are strong. But we cannot touch anything but just interact with energy fields. This is basic 5th grade science but our society has decided that since this interferes with the sale of pharmaceuticals, we will ignore this simple truth in medicine. People such as me, who try to reposition medicine to this truth are attacked and persecuted.

Project December 2007 – A two week project in Shanghai and Beijing

injured

Project December 2007 - A two-week project in Shanghai and Beijing

Author: Jeffrey Saxon, Medibolic Inc., Calgary, Canada. May 28, 2009

In China the word for sport is pronounced TUI. It means education of the muscles. This device is registered in America to re-educate the muscles. The perfect test of the technology was about to come.

First 5 days in Shanghai.

These were very rigorous sessions with important business people, including Victor's friends and colleagues of esteemed sports physician Dr. Chu, whom Saxon had made an impression with a year earlier. They were all "friendly" contacts that were presented as practice for Adam and me, after working with Dr. Li Guoping and the doctors at the Sports Hospital in Beijing. The Shanghai participants included top-class sports medicine doctors, cardiologists, nutrition professors, surgeons, plus several high-level industrialists and business women.

The Chinese doctors were skeptical, but they were used to words and concepts of subtle energies such as Qi. They still had no knowledge of electronics and did not want to admit or confront their lack of knowledge, just the same as the typical western doctor. Ego defense of false beliefs can be extensive. But after seeing success many (not all) were more and more interested.





The Crown Prince of Dubai



On the Sheik's Arabian horses they use artificial insemination to help increase the rate of survival.

They were only 3 % successful before the Scio but 65 % successful after using the SCIO. The SCIO works on Horses.

Sheik Saeed Bin Maktoum crown prince of Dubai on his SCIO



Dennis Johnson and the San Antonio Spurs

Thank Dennis!

It was a pleasure to talk to you. I have heard so many good things about you and when we compared the free throw % of our players before and after the SCIO treatment we show a consistent increase of about 5%. Since we have good records of their free throw success this proves the SCIO is successful at stimulating their eye to hand coordination.

Also thanks for the use of the SCIO device. We have used it on our basketball players here in Texas with the San Antonio Spurs organization. It has been shown to boost coordination, strength, endurance and mental sharpness just with a 15 minute burst. It is amazing and I hope to use it more and maybe even on myself.

Thanks
Coach Dennis Johnson

Dennis Johnson supervised a study with
The San Antonio
Spurs of the N.B.A.



Ded



At The 2011 World Congress on SCIO in Budapest Dr Igor Cetojevic gave us a Basic presentation on Traditional Chinese Medicine TCM his work with Novak was protected under confidentiality. His presentation of Traditional Chinese medicine with the SCIO was insightful and the participants learned at lot of vital usage of the SCIO in medicine.

Desi and Novak





QX World Conference 2010

"Energetic Medicine and the SCIO in depth"

Budapest, Hungary 07-10 October 2010

The International Medical University of Natural Education IMUNE who sponsors the International Journal of the Medical Science of Homeopathy and Natural Medicine wishes to invite all and any to attend our yearly world congress on medicine. If you would like to present material please send us a proposal. Please send us studies, letters, comments, articles, photos, testimonials, or stories for us to consider for publication.

If you wish to give a workshop, or have a booth please send us a proposal.

Please send us in acceptable form to:

Edit Barota - Conference Organizer
edit@qxsubspace.com

Every year in October, Prof William "Bill" Nelson invites you to the "QX World Conference" in the beautiful European city of Budapest, Hungary. Prof Nelson and his office staff, The Budapest Home Office, are the creator and manufacturer of the universal electrophysiological biofeedback system, the SCIO. Prof Nelson and his staff are living and working out of Budapest and this is a chance to meet them as well as numerous other Trainers and Speakers from around the world covering various topics connected to the device.

Call for papers and presentation booths, workshops etc.



If you need more information on the SCIO and purchase details please get in touch with us

Maitreya Kft.

tel: +3613036043 | web: www.qxsubspace.com | e-mail: info@qxsubspace.com

An Introduction to Quantum Biofeedback and its use for Sport Performance Enhancement

An Introduction to Quantum Biofeedback and its use for Sport Performance Enhancement

Author: Jeffrey Sutton, Medabolic Inc., Calgary, Canada

ABSTRACT

Quantum Biofeedback offers a state-of-the-art methodology for identifying and reducing the impact of stressors and stress responses exhibited by the body electromagnetically and informatively, which has applications in medicine and sport performance enhancement. Specific low-dose micro-currents are fed into the body via extremity and head electrodes, and responses are measured via a process of non-invasive automated biofeedback referred to as Electro-Physiological Feedback Xroid® (EPFX). A review of conventional biofeedback literature shows strong scientific support for the general benefits of biofeedback training and technologies for a broad range of symptoms, disorders and performance enhancement. Advancements in computer technology and bioelectromagnetics (BEM) research have provided the foundation for Quantum Biofeedback, an evolved form of biofeedback training, which offers similar mind-body benefits combined with additional medical possibilities not seen before; such as, digital-human cybernetic interface, double-blind electro-physiological response measurement, instantaneous feedback, sub-clinical wellness forecasting, and auto-focusing corrections. The EPFX device—a culmination of over 30 years of research, development, and application—is introduced, along with case evidence demonstrating EPFX use and efficacy with athlete performance and recovery.

Victory is Easier with the SCIO



AC Milan Testimonial



AC Milan cut their injury rate by 91% in our study

Stimulation of Sports Performance and relief of Sports Pains with a Natural Herbal Yeast Formula with Special consideration of the SCIO

Towards a Natural Oxygenation and Sports Stimulation Formula

Chief editor: William Falson, Prof Medicine INSERM

Edited and validated by:

Christian Serbu, D.O. of homeopathy, Budapest, Hungary
Istvan Bencsik, M.D., Budapest, Hungary
Czila Farszki, M.D., Budapest, Hungary

Developed by:
The staff of INHIVE 1997

Voltammetric Stimulation of Testosterone in Gold Medal Athletes in the China Olympics

Voltammetry Stimulation of Testosterone in Gold medal Athletes in the China Olympics

Taken from Adam Mandel's lecture in 2011 Budapest at the congress on SCIO about work done at the 2008 Olympics



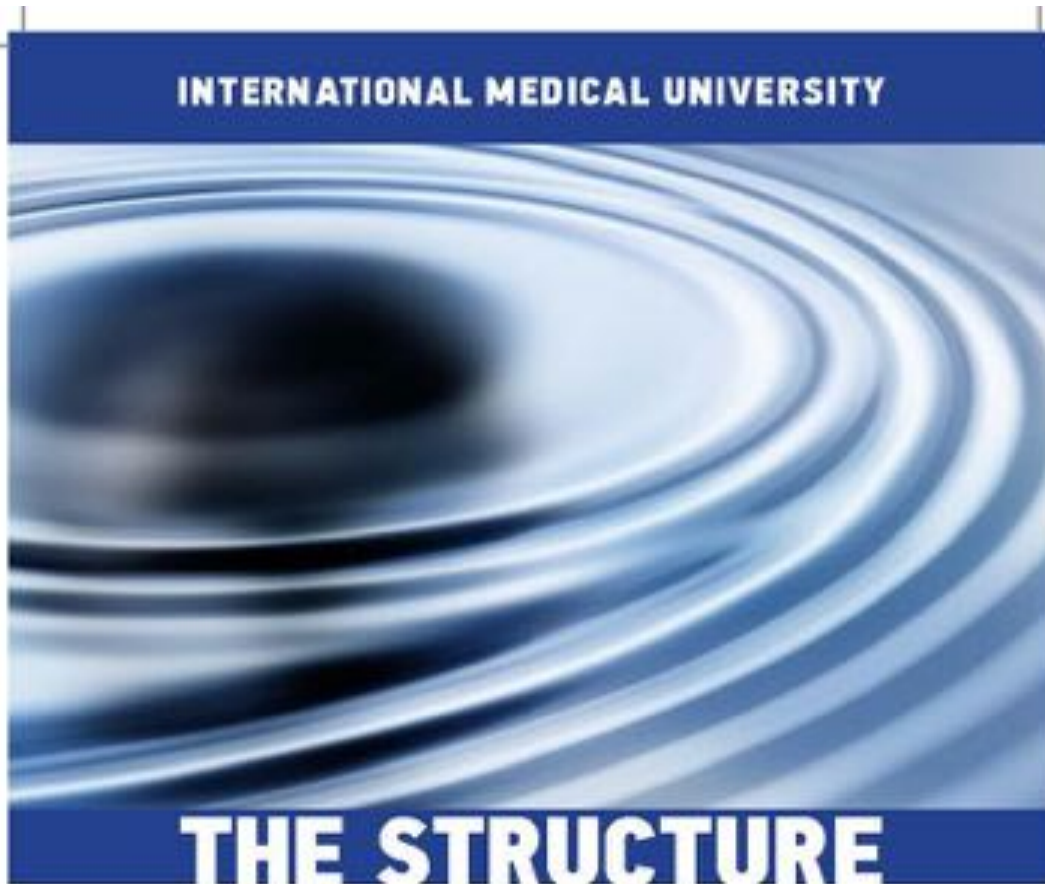
Adam Mandel was sent to China to work on the Chinese Athletes with the SCIO in 2007 till 2008. He presented his work for the first time in the 2011 International conference on the SCIO held in Budapest. Titled "The Greatest Story Never Told" he showed the audience incredible awe inspiring details of wondrous results with the SCIO. This is a brief summary of his 3 part lecture now available from IMMUNE.

Adam talked about testosterone boosting by voltammetry streaming therapy of the SCIO. The SCIO is a

Chapter 16: Medical University of Timisoara



Chapter 17: The Structure and Properties of Water



THE STRUCTURE AND PROPERTIES OF WATER

BY PROFESSOR OF MEDICINE
DESIRÉ DUBOUNET

IMUNE PRESS 2008

Medical Presenters at the 2008 International Conference on Water



Chapter 18: SCIO Studies conducted and written in various languages



Dr. med. Rainer Nutschler und Dr. Andreas Kött

Bioenergetische Diagnose und Therapie mit umweltmedizinischem Potenzial

Anwendungsmöglichkeiten des computergestützten Bioresonanzsystems SCIO

Seit zwei Jahren macht auch in Deutschland wie bioenergetische Hightech-System (SCIO) mehr und mehr von sich reden. Seine Attraktivität liegt in der Möglichkeit begründet, nicht nur die energetischen Störungen des Patienten zu diagnostizieren, sondern mit ihm gleichzeitig die meisten energetischen Therapien durchzuführen zu können. Dieser Beitrag befasst sich mit der Fragestellung, welche Optionen dieses System bietet, funktionelle Störungen, die durch Schadstoffe der Umwelt hervorgerufen werden, zu analysieren und zu behandeln. Zum besseren Verständnis wird zunächst in die Funktionsprinzipien dieses bioenergetischen Verfahrens eingeführt.



Abb. 1. Über das homöostatische Diagnoseprogramm lassen sich auch gezielt umwelttoxische Belastungen des Patienten analysieren.

SCIO ist ein hochkomplexes bioenergetisches Verfahren, das wie ein Scanner energetische Muster eines Organismus erfasst und auf Grund vieler tausend registrierter Daten entsprechende Therapieansätze aufzeigt, die dann auch direkt durch das System angewandt werden können. Es verengt in schwerle Prinzipien der energetischen Medizin, weshalb es dem Therapeuten ein weites Spektrum an Diagnose- und Behandlungsmöglichkeiten bietet.

Biophysikalische Steuerung des Organismus

Das System macht sich das Grundprinzip der Quantenphysik zunutze, nach dem zu jedem Materieteilchen ein elektromagnetisches Feld gehört, also auch zu jeder Zelle, zu jedem Organ und zu jedem Erreger.

Gestörte Schwingungsmuster deuten auf ein zunehmendes Krankheitsrisiko hin, das sich zu einem akuten oder auch chronischen Leiden auszuwachsen kann.

Mit dem System werden die energetische Reaktivität des Körpers, wie sich diese Reaktivität ändert, wenn der Körper Frequenzen von außen ausgesetzt wird, und mit welchem Resonanzniveau der Organismus auf die Störung seines energetischen Netzwerks antwortet gemessen. Dieser Wirkungsmechanismus lässt sich mit einem Hie verdeutlichen, dem ein hochsensibles elektrisches Ortungssystem zur Verfügung steht, mit dem er Dorte auf mehrere Kilometer Entfernung auffinden kann, obwohl er diese weder sehen noch riechen oder hören kann. Aber wenn ein Fisch schwimmt, bewegt er sich im Was-

serum verändert dadurch seine elektrischen Koordinaten, und diese Veränderung kann der Hie mittels seines Ortungssystems wahrnehmen.

Die Reaktivität eines Organismus wird in der Varlope-Analyse mit den Parametern Spannung (Mit, V), Stromstärke (Ampere, A), Widerstand (Ohm, R), Oxidation und Hydratation (Sättigungsgrad freier Ionen mit Wasserstoff bzw. Sauerstoffatomen) bestimmt.

Insgesamt registriert das bioenergetische System die Reaktivität des Körpers über zwei Elektroden, acht am Kopf und vier an Händen und Füßen. Da die gemessenen Werte auch in Beziehung zueinander gestellt werden, erhält man auf diese Weise 55 elektronische Funktionen, die den energetischen Zustand des Organismus beschreiben.

Resonanz-Test

In der Elektropunktur wird die bioenergetische Information einer Substanz auf die eindimensionale Bestimmung einer Frequenz reduziert und die Reaktivität des Organismus nur über den Hautwiderstandswert ermittelt. Indem bei der SCIO-Analyse die drei elektrischen Parameter (Spannung, Stromstärke und Widerstand) in Beziehung gestellt und algorithmisch berechnet werden, erhält man eine dreidimensionale Darstellung des Frequenzspektrums einer Substanz, was letztlich den Triektoren entspricht, die die Substanzinformation in Wassermolekülen speichert. Folglich ist das hier vorgestellte System zum Teil technologisch umgesetzte Homöopathie.

Mit Hilfe dieser Technik wurden Frequenzmuster und Energielevel von rund 10.000 homöopathisch aufbereiteter Substanzen inklusive Nosoden, Akutenosoden, Isoden, Sarkoden, Organoparacetel, Nahrungsmittel und kombinierte Homöopathika digital erfasst. Unter ihnen befinden sich mehrere hunderte Substanzen, die umwelttoxisch relevant sind (die sogenannten „böden“). Diese sind industriell hergestellte Substanzen, z. B. Formaldehyd, Isocyanate, Pestizide und PCB, die homöopathisch aufbereitet wurden. Durch die große Vielzahl der digital erfassten Frequenzmuster können allgemeine, aber auch spezifische Informationen getestet, Bereiche von energetischen Schwerpunkten bestimmt, die Reaktionen von Muskeln und anderen Organen und Organsystemen aufgezeichnet oder allergi-

V. a. Ovaritorquierung (Eierstockstieldrehung) links mit Einblutung in Zyklusmitte am 17. 4. 2006 abends mit akuter Symptomatik und Klinik

Ovarian torsion of a pedicle, left, with bleeding in the middle of the cycilus on 17.04.2006 at night with acute clinical symptoms

V. a. Ovaritorquierung (Eierstockstieldrehung) und Einblutung links am 18. 4. 2006 morgens mit gleichem Ultraschallbefund, jedoch völliger Beschwerdefreiheit nach 12 - stündiger SCIO - Behandlung

Ovarian torsion of a pedicle, left, with bleeding on 18.04.2006 in the morning, same ultrasound BUT with no complaints at all after 12-hour SCIO treatment

Morphologischer Befundvergleich

Morphologic comparison of findings:
 - 17.04.2006 at night
 - 18.04.2006 in the morning

Präoperative Laborwerte

Parameter	Einheit	Wert	Referenzwert
Hb	g/dl	12.8	12.0 - 15.0
Hct	%	38.5	37.0 - 47.0
WBC	/mm ³	11.2	4.8 - 10.8
PLT	/mm ³	215	150 - 400
PT	sec	12.5	11.5 - 13.5
APTT	sec	32.5	28.0 - 35.0
INR		1.05	0.85 - 1.15
Urea	mg/dl	10.5	7.0 - 13.0
Creat	mg/dl	1.2	0.7 - 1.3
BUN/Cr		8.75	10.0 - 20.0
Glucose	mg/dl	100	70 - 100
Electrolytes			
Na	mmol/L	138	135 - 145
K	mmol/L	4.0	3.5 - 5.0
Ca	mg/dl	9.5	8.5 - 10.0
Mg	mg/dl	1.8	1.7 - 2.2
Phos	mg/dl	3.5	2.5 - 4.5
Cl	mmol/L	105	98 - 108
CO2	mmol/L	24	22 - 28
pH		7.38	7.35 - 7.45
Base Deficit	mmol/L	-2	-2 to +2
Lactate	mg/dl	1.5	0.5 - 2.0
Ammonia	mg/dl	15	10 - 25
Bilirubin	mg/dl	1.2	0.1 - 1.2
AST	U/L	15	0 - 35
ALT	U/L	10	0 - 40
ALP	U/L	100	40 - 120
GGT	U/L	15	0 - 40
Uric Acid	mg/dl	4.5	2.5 - 7.5
Urea Nitrogen	mg/dl	10.5	7.0 - 13.0
Creatinine	mg/dl	1.2	0.7 - 1.3
BUN/Cr		8.75	10.0 - 20.0
Glucose	mg/dl	100	70 - 100
Electrolytes			
Na	mmol/L	138	135 - 145
K	mmol/L	4.0	3.5 - 5.0
Ca	mg/dl	9.5	8.5 - 10.0
Mg	mg/dl	1.8	1.7 - 2.2
Phos	mg/dl	3.5	2.5 - 4.5
Cl	mmol/L	105	98 - 108
CO2	mmol/L	24	22 - 28
pH		7.38	7.35 - 7.45
Base Deficit	mmol/L	-2	-2 to +2
Lactate	mg/dl	1.5	0.5 - 2.0
Ammonia	mg/dl	15	10 - 25
Bilirubin	mg/dl	1.2	0.1 - 1.2
AST	U/L	15	0 - 35
ALT	U/L	10	0 - 40
ALP	U/L	100	40 - 120
GGT	U/L	15	0 - 40
Uric Acid	mg/dl	4.5	2.5 - 7.5

Preoperative Labordiagnostik als Vorbereitung für ca. am 18.00 h primäre Laser-assistierte operative Laparoskopie (MCO) + Bauchspeitelung in ITK + Insulation (VCC) - Reize

Lab test of 18.04.2006, pre-operation phase as preparation for laser laparoscopy in general anaesthetic



är professor Hans Rudsänger
1st CoRe trainee
SCIO praktiker
+46 70 487 22 55
+36 1282 71 77
2011-09-05
hans.rudsanger@gmail.com

SCIO

2008–2011

Adress i Sverige
Föraregatan 2E 685 35 KRISTINEHAMN

Vad är SCIO?

Teknologi

1. SCIO:n är en kvantmedicinsk behandlingsteknologi. Med SCIO:n kan man behandla i stort sett allt i kroppen; fysiska, fysiologiska, mentala obalanser. Därtill bakterier, parasiter, virus, stress etc. Med SCIO:n triggas kroppens egna självläkande mekanismer för att lösa orsakerna till problemet. SCIO:n kan även optimera de flesta kroppsliga funktioner som exempelvis organ och väv samt att förekomma problem.

2. Allt utställar en elektromagnetisk frekvens som är ett resultat av molekylära svängningar. Frekvensspektrat till vanliga bakterier, virus, parasiter, vitaminer, patologier, naturmediciner och övrigt ligger i databaser. Före en behandling görs ett test där man sänder alla dessa frekvenser till kroppen, en efter en. När kroppen har mottagit dessa frekvenser skapas en reaktion hos motsvarande "enheter" som om "enheten" blivit utsatt i det verkliga livet. Denna reaktion kan man inte känna till, eftersom kroppen bara blivit utsatt en hundradels sekund. Reaktionen är dock tillräckligt stark för SCIO:n att läsa av obalanserna. Avläsningen blir tolkat i databaserna på laptopen och om ett värde avviker för mycket från det beräknade vet man att detta är en "enhet" som kroppen antingen behöver eller vill bli kvitt. Om det är något kroppen vill ha kan kroppen ges detta i form av elektromagnetisk frekvenser. Om det är något kroppen vill bli kvitt som mikroorganismer eller toxiner, kan frekvenser sändas som stimulerar kroppen att bli av med denna "enhet".

3. SCIO:n kommunicerar genom kroppens eget kommunikationssystem. Alla processer, både fysiska och mentala, styrs av vårt inre kommunikationssystem. I stort sett sker detta genom signaler som styrs från hjärnan samt cellkommunikation genom meridianerna. Med SCIO:n kan man omprogrammera signalerna från hjärnan och skicka signalerna genom ett harness' antrasitelektroder mot pannan. Med frekvensledande antrasitremmar på handled och anklar kan meridianerna användas för att nå fram till frekvenser i olika organ.

4. Med SCIO:n ställer man optimalt kroppen tillbaka så att den fungerar. Kroppen överbehandlas således inte. De flesta behandlingsprogrammen triggar kroppen till självläkning. Sådana processer jobbar i timmar efter en behandling. Patienten kan också känna sig trött efter behandlingen. Dock känns ingenting under behandlingen. Ibland kan "biverkningar" uppstå, men detta är effekter från kroppens egen självläkning.

5. SCIO:ns reaktionstester gör det möjligt att mäta kroppens respons på testet. Vid ett kort stimulans reagerar kroppen med processer som redan finns, men även omedvetna processer. Processer som kroppen har anpassat sig till är svårare att få reaktioner på. Dessa anpassningar kan dock behandlas. All handha SCIO:n krävs goda kunskaper i anatomi, fysiologi, patologi, kvantmedicin och alternativ medicin. Självfallet krävs även god kunskap i att hantera SCIO:n som i dag är världens mest omfattande medicinska programvara (2.500 program).

6. Den utveckling och kartläggning av hur en människa påverkas av och samtidigt påverkar sin omgivning medelst subtila elektriska och magnetiska fält har hittills fått sin mest omfattande syntes i den diagnostik och behandlingsteknologi som har utvecklats av den USA-födde, numera ugerskoende Bill Nelson. I sin syntes av många av de separata modeller som vuxit fram under

Innehåll

Vad är SCIO?	s. 3	
Suzannes navigering 2008		s. 8
Elins & Lyllis navigering 2008		s. 29
T. Aksnes, Bergenkonferensen, Voksenåsen		s. 35
Anne-Kari & Heimarklinikken 2008-2010		s. 57
Kelsey 2010-2011	s. 79	
K. Wilson & P. Fox 2008		s. 84
Animal	s. 89	
Dr Klara Hillf 2011		s. 90
Bernström & Morris		s. 91
Viktminskning		s. 92
Bill Nelson & Suzanne Granström		s. 105
Budapest 7-10 oktober 2010		s. 107
SCIO & allmänna tips (1-19)		s. 117
Mikronäringslära, Egenvärdspoolen 2010		s. 174
Torrblodsanalys, Egenvärdspoolen 2010-2011		s. 236
Preparatlära, Egenvärdspoolen 2011		s. 283
Alphan		s. 291
Övrigt för torrblodsanalys, impedensmätare		s. 297
Skiss		s. 302
Yogakurs i feb. 2011 (Karlstad)		s. 303

Vad är SCIO?

Teknologi

1. SCIO:n är en kvantmedicinsk behandlingsteknologi. Med SCIO:n kan man behandla i stort sett allt i kroppen; fysiska, fysiologiska, mentala obalanser. Därtill bakterier, parasiter, virus, stress etc. Med SCIO:n triggas kroppens egna självläkande mekanismer för att lösa orsakerna till problemet. SCIO:n kan även optimera de flesta kroppsliga funktioner som exempelvis organ och väv samt att förekomma problem.

2. Allt utstrålar en elektromagnetisk frekvens som är ett resultat av molekylära svängningar. Frekvensspektret till vanliga bakterier, virus, parasiter, vitaminer, patologier, naturmediciner och övrigt ligger i databaser. Före en behandling görs ett test där man sänder alla dessa frekvenser till kroppen, en efter en. När kroppen har mottagit dessa frekvenser skapas en reaktion hos motsvarande "enheter" som om "enheten" blivit utsatt i det verkliga livet. Denna reaktion kan man inte känna till, eftersom kroppen bara blivit utsatt en hundradels sekund. Reaktionen är dock tillräckligt stark för SCIO:n att läsa av obalanserna. Avläsningen blir tolkat i databaserna på laptopen och om ett värde avviker för mycket från det beräknade vet man att detta är en "enhet" som kroppen antingen behöver eller vill bli kvitt. Om det är något kroppen vill ha kan kroppen ges detta i form av elektromagnetisk frekvenser. Om det är något kroppen vill bli kvitt som mikroorganismer eller toxiner, kan frekvenser sändas som stimulerar kroppen att bli av med denna "enhet".

3. SCIO:n kommunicerar genom kroppens eget kommunikationssystem. Alla processer, både fysiska och mentala, styrs av vårt inre kommunikationssystem. I stort sett sker detta genom signaler som styrs från hjärnan samt cellkommunikation genom meridianerna. Med SCIO:n kan man omprogrammera signalerna från hjärnan och skicka signalerna genom ett harness' antrasitelektroner mot pannan. Med frekvensledande antrasitremmar på handled och anklar kan meridianerna användas för att nå fram till frekvenser i olika organ.

4. Med SCIO:n ställer man optimalt kroppen tillbaka så att den fungerar. Kroppen överbehandlas således inte. De flesta behandlingsprogrammen triggas kroppen till självläkning. Sådana processer jobbar i timmar efter en behandling. Patienten kan också känna sig trött efter behandlingen. Dock känns ingenting under behandlingen. Ibland kan "biverkningar" uppstå, men detta är effekter från kroppens egen självläkning.

5. SCIO:ns reaktionstester gör det möjligt att mäta kroppens respons på testet. Vid ett kort stimulans reagerar kroppen med processer som redan finns, men även omedvetna processer. Processer som kroppen har anpassat sig till är svårare att få reaktioner på. Dessa anpassningar kan dock behandlas. Att handha SCIO:n krävs goda kunskaper i anatomi, fysiologi, patologi, kvantmedicin och alternativ medicin. Självfallet krävs även god kunskap i att hantera SCIO:n som i dag är världens mest omfattande medicinska programvara (2.500 program).

6. Den utveckling och kartläggning av hur en människa påverkas av och samtidigt påverkar sin omgivning medelst subtila elektriska och magnetiska fält har hittills fått sin mest omfattande syntes i den diagnostik och behandlingsteknologi som har utvecklats av den USA-födde, numera ungerskboende Bill Nelson. I sin syntes av många av de separata modeller som vuxit fram under 1900-talet har Bill Nelson valt en QXCI-modell. Nelson utgår från elektronens egenskaper i dess banor runt atomkärnorna och de distinkta (kvantiserade) energiövergångar dessa kan uppnå. Därmed en växelverkan med elektromagnetisk strålning som växelverkan avger (eller upptar) och givna, distinkta resonansfrekvenser.

©arnet

2000 appuntamenti in Italia e nel mondo

SI CHIAMA QXCI

È un piccolo computer in grado di curare

È stato presentato al circolo della Stampa di Milano dal suo inventore, il Professor Bill Nelson, insigne scienziato per la prima volta in Italia, esperto in medicina bioenergetica, che studia gli squilibri e le dinamiche dell'energia trasmessa o prodotta dalle cellule.

Nelson è riuscito a sviluppare una tecnologia elettrostatica altamente evoluta, in grado di produrre e misurare variazioni quantiche con sensibilità da integrare con le energie sottili del nostro corpo, riuscendo a modificare e correggere i flussi energetici allo scopo di riequilibrare lo stato di salute fisica. Con un piccolo computer, senza l'assistenza di medicine.

©arnet

l'ombelico del mondo

www.arnet.it

Il mondo scientifico si concentra sulla medicina quantica

La macchina dell'energia

Attenzione del mondo scientifico per la medicina quantica, indagine sull'anomalia energetica, sistema operativo che regola gli equilibri del ciclo vitale. La malattia, infatti, altro non è che un'alterazione del flusso energetico. Bill Nelson ha saputo coniugare l'antica tradizione cinese che da cinquemila anni codifica l'energia corporea con i più attuali sviluppi della medicina che opera sulla biologia energetica. Lo studioso americano ha, così, portato a realizzazione la "Quantum Xroid Consciousness Interface, tecnologia elettroinformatica d'interfaccia, che consente la miscelazione dei lioni emanati dal corpo umano. Rivoluzionaria, dunque, sarà la diagnostica legata a questo nuovo campo applicativo della bioenergia, in quanto la miscelazione consentirà di studiare le variazioni quantiche dell'energia dell'organismo. Ne conseguirà, in ambito terapeutico, l'applicazione compensativa di altrettante variazioni capaci di influire a mezzo di minime energie. L'intervento sui flussi energetici dell'organismo consentirà la riacquisizione dell'ottimale livello biologico per il corpo. Ciò che, altrimenti, costa è che ci si trova dinanzi ad una


terapia priva di controindicazioni, non traumatica, indolore e, per quanto concerne l'esito terapeutico, assolutamente precisa: il procedimento potrà essere utilizzato per terapie elettromagnetiche, ma anche per la bioenergetica e radioniche. Un sistema sistematico potente, impiantato informaticamente, valuterà il modulo di risposta necessario alla situazione riscontrata, modulo che si interrompe automaticamente allorché l'applicazione è ritenuta completa. Negli States il macchinario, registrato presso il Food and drug administration, è da tempo operativo presso le più diverse branche mediche. Ci sarà da attendere del tempo prima che tale tecnologia possa essere capillarmente gestita sul territorio. A Milano, tuttavia, già opera un centro specializzato in accordo con le strutture americane, che sta conseguendo apprezzabili risultati. Recentemente vi è stata presentata la "macchina" messa a punto da Bill Nelson, suscitando notevole interesse non solo nell'ambito della comunità scientifica, ma soprattutto di quanti, affetti da patologie croniche, non riescono a trovare una risposta dalla cosiddetta medicina ufficiale.

Simona Truffo

O blu

NON RISCHIARE LA PELLE

Cometici sicuri? Non tanto. Sulla pelle sana causano dermatiti irritative e allergiche da contatto: irritato, fotosensibilità, acne cosmetica in due persone su cento. Lo dice un'inchiesta dermatologica del Centro Europeo Italiano ricerca dermatiti da contatto e ambientale (ora parte della Società Italiana di dermatologia allergologica professionale e ambientale) svolta su 25 anni, che ha coinvolto 62 mila 762 italiani. Il 12,5 per cento delle dermatiti da contatto con lavorative sono dovute ai cosmetici. Collega ai profumi: intossica il 12%. Secondo uno studio europeo effettuato per la Johnson & Johnson da università francesi, inglesi, belghe e tedesche, le reazioni allergiche sui 470 volontari sono state: **165** per conservanti di crema e prodotti viso-corpo, deodoranti, saponi, per capelli e per make up; **164** per profumi in questi prodotti; **105** per espositivi emulsificanti negli saponi prodotti; **112** per ingredienti di texture liquidi per permanenti, smalti per unghie, unghie artificiali. Inoltre, sottolinea la dermatologa Daniela Schemi dell'Università Ca' Foscari di Venezia, l'istituto londinese di medicina del lavoro dell'Università di Helsinki ha scoperto che il 73% degli ortorettici contiene ormoni, insetticidi, piombo, nichel e cobalto. Gli ultimi dati in misura da otto di questi dieci sono: maggiore del consentito. Un rischio per chi ha una sensibilità alle reazioni ai metalli. **M.C.S.**



QUANTICA
Una nuova
medicina
unisce
l'hi-tech alla
tradizione
cinese
di Letizia Michelozzi

Nel flusso segreto DELL'ENERGIA

Si chiama medicina quantica la branca che studia l'energia del corpo umano. L'energia nasce dal suo sistema, durante tutta l'esistenza, e alcuni esattezze che costituiscono la salute. Se per qualche ragione il flusso energetico viene fermato, si riduce ad esempio l'attività e l'efficienza, e si sviluppa la malattia. L'ingegner Gao Nanxin - fisico, ingegnere, studioso di medicina bioenergetica e neuropatia, esperto elettronico e informatico, già collaboratore della Nasa per il progetto Apollo - è riuscito a integrare gli insegnamenti della medicina tradizionale cinese, che da migliaia anni opera sull'energia, con la moderna medicina bioenergetica. Ha così sviluppato una tecnologia elettronica-energetica molto raffinata: il Qci (Quantum Xroad Consciousness Interface), un'interfaccia che permette di misurare il numero dei flussi energetici del corpo umano. Il sistema è in grado di agire direttamente a livello diagnostico, misurando le variazioni quantiche (vedi riquadro) di energia all'interno dell'organismo e, in seguito, a livello terapeutico, pro-

ducendo altre variazioni (stato di rilassamento e di energia). Con il suo sistema vengono i flussi energetici originali, in modo da ripristinare l'equilibrio e la salute. La cura è molto efficace, precisa, indolore, non invasiva e soprattutto, priva di effetti secondari. Il Qci si può usare per lenire infiammazioni, malumori e di performance. Un sistema sistema matematico, armonico al sistema biologico in forme reali (spazio-tempo) e ogni variabile bioenergetica vengono in quel momento e per quelle circostanze. L'apparecchio misura, inoltre, l'energia accumulata mente la persona nel momento in cui la reazione del sistema biologico che è stato raggiunto il momento dell'efficacia. Il Qci è usato in tutto il mondo da medici, dentisti, veterinari, nutrizionisti, psicologi, personal trainer, atleti di marcia. Ottimi sono stati i risultati nelle prove armoniche e del corpo, contro allergie, malattie alimentari e corporee cutanee. **la alta, computerizzato di un segnale (variazioni) circoscritto di misura di forza.**



NUCLEO DEL BENESSERE

Calore e benessere, il più recente sistema di gestione dell'energia, è il risultato di un'evoluzione tecnologica che ha permesso di realizzare un sistema di gestione dell'energia, il Qci, che misura e regola l'energia all'interno del corpo umano. Il sistema è in grado di agire direttamente a livello diagnostico, misurando le variazioni quantiche (vedi riquadro) di energia all'interno dell'organismo e, in seguito, a livello terapeutico, pro-

duzione di un segnale (variazioni) circoscritto di misura di forza.

Centro Terapie Naturali
Dr. Federico Berio
 Naturopath-Doctor of Psychology-Master in Biotherapy and Naturopathy -
 F.K.Y.
 Via Privata Gennari 2, 20080 Basiglio Centro Storico
 Tel.: 02 .90.75 .64.23
 e-mail: federicoberio@tin.it

IL GIORNO - del 25 luglio 2002

BASIGLIO / Per chi crede nella medicina alternativa

Ecco lo «scanner» che misura l'energia del corpo umano

BASIGLIO — Nel vasto studio di Basiglio, in via Gennari, immerso in un silenzio di altri tempi, sorge il "Centro terapie naturali", lo studio di psicobioenergetica fondato, diretto e gestito da Federico Berio, dotore in Naturopatia e naturopatia e psichiatra dell'U.Sa., autore italiana naturopatia. Da cinque anni, il centro presta servizio, in modo rigorosamente scientifico, la medicina naturale, avvalendosi della collaborazione di fisioterapisti, nutrizionisti e medici specialisti.

Obiettivo di Federico Berio è fare raggiungere a questi sottoposti alle sue cure il benessere psicofisico. Per le principali attività svolge e sovrintende il test d'intolleranza alimentare, il misurablogramma del naso, i test di misurazione del campo per individuare i livelli energetici del soggetto, la magnetoterapia, la cromoterapia, la floriterapia, la program-

mazione aerea, l'agopuntura, la floriterapia, la dermatologia, massaggi mediceo derivanti dalla medicina cinese, e vari altri trattamenti estetici naturali.

Da qualche mese, forse all'occhiello del Centro è l'apparecchiatura QXCI (Quantum X-ray Consciousness Interface), l'ultimo ritrovato tecnologico nel campo della medicina energetica, sofisticato strumento del quale si sono attualmente uniti esemplari la nostra Italia. Si tratta di un apparecchio elettronico progettato sul verso di un ventennio di ricerche realizzate nell'ambito della medicina bioenergetica, della biofisica e della fisica quantica. Già utilizzato dalla Nasa per il monitoraggio degli astronauti nello spazio, consente di affermare il check-up bioenergetico dell'organismo. In sostanza, attraverso l'utilizzo di un particolare programma informatico si

"scansiona" il corpo del paziente riuscendo a raccogliere diverse informazioni sul stato di salute fisica e mentale.

«Il QXCI - spiega Federico Berio - consente di effettuare una sorta di pre-diagnosi energetica del paziente. La macchina, attraverso l'analisi di piccolissimi loop di elettromagnetici, analizza l'energia dell'organismo». Proclamazione fondamentale: non si possono sottoporre a questo tipo di esame i portatori di apparecchiature elettromedicali. «Vorrei sottolineare - conclude Berio - che questa disciplina è frutto di molti anni di ricerche e studi. Vorrei sfatare i pregiudizi e, allo stesso tempo, isolare i maghi e i ciarlatani. In altrettanto collaboro con diversi specialisti della medicina tradizionale alla quale riconosco moltissimi meriti. Penso che sia assolutamente fondamentale il rispetto reciproco».

Daniela Stadi

**Il QXCI e i nuovi traguardi della
medicina bioenergetica**

Un evento straordinario per il mondo
scientifico:

Il Professor Nelson, insigne scienziato
per la prima volta in Italia, parlerà di
medicina bioenergetica, che studia gli
equilibri e le dinamiche delle energie
trasmesse o prodotte da cellule, tessuti
e organi; l'energia vitale, elemento
essenziale di trasmissione e coesione
dal quale dipende la vita. Un'energia
che nasce con noi e preserva, durante
la nostra vita, i delicati equilibri che
costituiscono lo stato di salute. Se il
flusso energetico viene perturbato, per
qualsiasi ragione, si altera l'equilibrio,
si iniziano ad avvertire disturbi e
sofferenze e può svilupparsi la
malattia. Questo insegna la medicina
tradizionale cinese da oltre 5000 anni.
Nelson incontrerà la stampa, i medici e
gli studiosi per presentare le sue
scoperte e le applicazioni del sistema
QXCI, la più avanzata espressione
tecnologica attualmente disponibile
nell'ambito della medicina
bioenergetica, in grado di rivoluzionare
la diagnostica e la terapia medica.
Introdurrà il prof. Piergiorgio Spaggiari

Sabato 14 settembre 2002 - ore 10.30
Circolo della Stampa - Sala Bracco -
Corso Venezia 16 - Milano



Attenzione stampa ad uso esclusivo del destinatario, non riproducibile.

QXCI 1 (metodo diagnostico)



L'ALTRA MEDICINA

Per le allergie, un rimedio high tech

L'allergia non va mai in vacanza. Secondo un recente studio dell'americano National Institute of Allergy a causare le allergie, in circa il 30%, non sono solo pollini primaverili ma un cocktail di muffe, acari, inquinanti presenti nei detersivi. Un rimedio high tech, ma anche «naturale», arriva dagli Usa e si chiama QXCI. Quantum Xr-rod Consciousness Interface, un sofisticato sistema di diagnosi e cura delle allergie elaborato dai tecnici della Nasa, la cui ispirazione è della scuola bioenergetica americana. La filosofia del metodo? «È quella di rintracciare l'elettromagnetismo stesso di una cellula sotto effetto allergico e ristabilire il corretto equilibrio elettrico. Solo così è possibile ricavarne le funzioni compromesse dalla reazione allergica», spiega il dottor Ubaldo Maria Filippi, esperto in medicina quantistica del centro Tattari. La paziente durante il trattamento sta seduta e impugna due elettrodi in modo che il segnale energetico possa giungere al suo corpo. «Questi elettrodi analizzano uno energetico generale e locale, testa psicofisica, livello di acidità del corpo, in-

fiammazioni e quantità di tossine in circolo. Con gli stessi elettrodi e dosando le frequenze energetiche non invasive si reintegrano i danni cellulari», aggiunge Filippi. Il principio teorico? «Ogni potenziale allergico genera un picco di frequenza unico. La cura consiste nell'inviare un segnale speculare a quello patologico in modo da annullarlo». QXCI lavora come un radar, invia e riceve energia evidenziando anche i punti in cui il flusso elettrico viene disperso. Di invia nuovi impulsi di coerenza che richiama lo stato infiammatorio. Un altro asset? È quello di valutare l'efficacia di farmaci e rimedi somministrati prima di fare la cura. A volte bastano tre sedute per risolvere il problema mentre in caso di sensibilità a più sostanze il trattamento va ripetuto. Per saperne di più c'è il trattato *La Medicina quantistica* di Piergiorgio Spaggiari (Tecniche Nuove, pagg. 200, euro 15) o si può telefonare al numero verde 800015411.

Tra le cause di allergia non ci sono solo i pollini fuori in aria, ma anche muffe e acari. Sotto: le psiche bio sono ricche di vitamine e sali minerali.



PRODOTTI BIO: PIU' SICURI E PIU' NUTRIENTI
Secondo una ricerca dell'associazione Aci i cibi bio, oltre a essere più sicuri, sono più nutrienti: contengono il 5% in più di ferro e il 7-8% in meno di

acqua. Miele e pesche hanno il 10% in più di vitamine e minerali, le uova delle galline nutrite con mais bio il 15% in meno di grassi, mentre la pasta contiene molti amminoacidi e tiene meglio la cottura.

CONTRO LE OCCHIAIE, UN INFUSO DI ISSOPO

Non ha alcuna patologia, oppure ha molto spesso le occhiaie. Segnali che non sempre ipersottigliezza e sovrappeso d'insomnie. Vieni un rimedio fitoterapico. (Paola, L.)

Risponde Paul Belaiche, professore di fitoterapia, all'università di Bobigny di Parigi e presidente dell'Institut National de Phytothérapie.

Un rimedio efficace è l'issopo, da usare in infuso una volta al giorno. Mettere 50 g di foglie e fiori di issopo in un litro di acqua bollente per 10 minuti. Una volta freddo, applicare il composto sugli occhi con una garza sterile per 15 minuti. Con gli oli essenziali e i flavonoidi (similvitamine dell'issopo) penetrano nella pelle e riattivano il circolo sanguigno. Altro metodo è l'acqua di rose, ricca di vitamina C, rigenera il microcircolo potenziando gli effetti dell'issopo. Si applica nello stesso modo. (Tutti i consigli da Maria Angela Nacini)

Prima di seguire i consigli di questa rubrica, vi suggeriamo di consultare il vostro medico di base.

L'avvocato Muzza è il nuovo Segretario comunale

Il Sindaco Sergio Craffeo il 16 luglio 2002 ha nominato Segretario Generale del Comune di Corsico, con decadenza immediata, l'avvocato Gino Muzza, già vicesegretario e dirigente dell'ufficio Legale e del settore Istituzionale.

Informagiovani per il lavoro

Colloquio di accoglienza orientativa.

Ecco cosa permette di ottenere uno dei buoni base (anche detti voucher di base) rilasciati dall'ufficio Servizi per l'impiego e spendibili presso vari enti e associazioni tra cui anche l'Informagiovani di Corsico.

D'ora in poi infatti, potrete avvalervi della loro più che decennale esperienza nel campo nell'orientamento professionale che vi permetterà di sapere come e dove indirizzare i vostri sforzi nella ricerca di un impiego.

Televisando l'aspetto burocratico della vicenda, concentriamoci ora su cosa sia effettivamente un colloquio di accoglienza orientativa.

Dietro questa definizione si nasconde il pieno, e forse più importante, passo nel difficile percorso di inserimento nel mondo del lavoro: durante questo incontro il personale Informagiovani (nel caso in cui abbiate deciso di avvalervi della loro consulenza per questo servizio) si occuperà di individuare capacità e competenze dell'utente e di capire in quale ambito lavorativo cerchi impiego.

Conclusa questa prima fase potranno essere consigliati corsi di formazione: per conseguire determinate competenze necessarie in ambito lavorativo, oppure sarà fornita

una consulenza relativa all'orientamento professionale da seguire.

Nel primo caso gli eventuali corsi, tirocini o stages consigliati si terranno presso vari enti nel territorio provinciale all'interno di progetti specifici.

I buoni, sia quelli di base che quelli specialistici, vengono rilasciati a inoccupati e dis-

soccupati senza alcuna limitazione di età e, entro sei mesi dalla disoccupazione, saranno convocati direttamente dal Servizio per l'impiego.

Per ulteriori informazioni sui buoni base, su come ottenerli e sul decreto 181 che li ha introdotti rivolgetevi presso Informagiovani, tel. 024474412, fax 024474197.

Eleonora Ottieri

La medicina bioenergetica dalla Nasa a Corsico

La città ha ospitato, il 14 settembre scorso, il massimo esperto mondiale di medicina quantica.

Un "raso" che esplora l'anatomia energetica del corpo umano: studia l'energia vitale, elemento essenziale di trasmissione e coesione dal quale dipende la vita.

Un'energia che nasce con noi e persiste, durante la vita, i delicati equilibri che costituiscono lo stato di salute.

Se il flusso energetico viene perturbato, per qualsiasi ragione, si altera l'equilibrio, si iniziano ad avvertire disturbi e sofferenze e, conseguentemente, si sviluppa la malattia.

Questo insegna la medicina tradizionale cinese da oltre 5000 anni.

Lo scienziato statunitense biologico e matematico, studioso di medicina bioenergetica, omeopatia, naturopatia, esperto elettronico e informatico, già collaboratore della NASA per il progetto Apollo, è autore di numerose pubblicazioni scientifiche a livello internazionale.

Nelson, per la prima volta in Italia, ha spiegato, prima a Milano, a giornalisti,

medici e studiosi le sue scoperte e le applicazioni del sistema QNCL, la più avanzata espressione tecnologica attualmente disponibile nell'ambito della medicina bioenergetica, in grado di rivoluzionare la diagnostica e la terapia medica.

Una tecnologia elettronico-informatica estremamente evoluta e raffinata, in grado di produrre e misurare variazioni "quantiche" di energia così sensibili da interagire con le "energie sottili" del nostro corpo, modificando e correggendo i flussi energetici al fine di ripristinare l'equilibrio e la salute.

Nel pomeriggio, il professor BB Nelson ha incontrato i medici nella sala conferenze del poliambulatorio Algos di via Leonardo da Vinci 5 a Corsico, dove si trova la rivoluzionaria apparecchiatura, che, unica al mondo, riesce ad esempio a testare in pochi minuti la reazione di un organismo allo stimolo di oltre 8.000 sostanze differenti, rilevando patologie, occulte o nascenti.

Tra le molte altre funzioni, vi è addirittura la possibilità di desensibilizzare allergie, veleni, ecc.

**CARROZZERIA
SELLA S.N.C.**
di F. Valente



**SOCCORSO
STRADALE**

**Banco dime e verniciature a forno
Valutazione danni GRATUITA
Convenzione A.N.I.A assicuratrici**

Via Q. Sella, 21 CORSICO (MI) Tel e fax 02 4585214

[adnkronos salute](#)
[i servizi](#)
[il centralino](#)
[qualità della vita](#)
[l'altro medicine](#)
[veterinaria](#)
[lexikon](#)

[home](#)
[mail](#)

[adnkronos group](#)

La voce della



 Azienda

 Categoria

Grande successo ieri al convegno presso il Circolo della Stampa di Milano: il prof. Bill Nelson, insigne scienziato per la prima volta in Italia, ha parlato sul tema

"Il QXCI e i nuovi traguardi della medicina bioenergetica"

L'argomento, introdotto e coordinato dal prof. Piergiorgio Spaggiari, è stato trattato con dovizia di particolari. Le molte domande del pubblico e le esaurienti risposte del prof. Nelson hanno arricchito e vivacizzato il convegno che è risultato dinamico e interessante anche per i non "addetti ai lavori". Nell'ambito della medicina bioenergetica, che studia gli equilibri e le dinamiche delle energie trasmesse o prodotte da cellule, tessuti e organi, la medicina quantica esplora profondamente l'anatomia energetica del corpo umano: studia l'energia vitale, elemento essenziale di trasmissione e coesione dal quale dipende la vita. Un'energia che nasce con noi e preserva, durante la vita, i delicati equilibri che costituiscono lo stato di salute. Se il flusso energetico viene perturbato, per qualsiasi ragione, si altera l'equilibrio, si iniziano ad avvertire disturbi e sofferenze e, conseguentemente, si sviluppa la malattia. Questo insegna la medicina tradizionale cinese da oltre 5000 anni.

Il prof. Nelson ha saputo abilmente integrare questi insegnamenti con la moderna medicina bioenergetica, sviluppando una tecnologia elettronico-informatica estremamente evoluta, in grado di produrre e misurare variazioni "quantiche" di energia così sensibili da interagire con le "energie sottili" del nostro corpo, modificando e correggendo i flussi energetici al fine di ripristinare l'equilibrio e la salute. Il nostro corpo risponde positivamente a questi stimoli, che riconosce propri, sia energeticamente sia sotto forma di bioinformazione; l'effetto terapeutico è estremamente efficace, preciso, indolore, non invasivo e, soprattutto, privo di qualsiasi effetto secondario. Nelson ha spiegato quanto siano eccezionali i risultati nelle cure organiche, sistemiche, mentali, ormonali, del dolore, nelle allergie, nelle parassitosi, contro la cellulite, etc. L'incontro con il prof. Nelson è proseguito nel pomeriggio in una sessione riservata ai medici presso la sala conferenze del poliambulatorio ALGOS, dove sono stati approfonditi i temi del mattino e presentate tecniche di diagnosi e terapie



Il QXCI e i nuovi traguardi della medicina bioenergetica

Ne parlerà il prof. Bill Nelson, insigne scienziato per la prima volta in Italia Sabato 14 settembre 2002 - ore 10.30 Circolo della Stampa - Sala Bracco - Corso Venezia 16 - Milano

12/09/2002 18.52.05 , di **TecnicheNuove**

Un evento straordinario per il mondo scientifico:

Introdurrà il prof. Piergiorgio Spaggiari

Nell'ambito della medicina bioenergetica, che studia gli equilibri e le dinamiche delle energie trasmesse e prodotte da cellule, tessuti e organi, la medicina quantica esplora profondamente l'anatomia energetica del corpo umano: studia l'energia vitale, elemento essenziale di trasmissione e coesione dal quale dipende la vita. Un'energia che nasce con noi e preserva, durante la vita, i delicati equilibri che costituiscono lo stato di salute. Se il flusso energetico viene perturbato, per qualsiasi ragione, si altera l'equilibrio, si iniziano ad avvertire disturbi e sofferenze e, conseguentemente, si sviluppa la malattia. Questo insegna la medicina tradizionale cinese da oltre 5000 anni.

Il prof. Nelson ha saputo abilmente integrare questi insegnamenti con la moderna medicina bioenergetica, sviluppando una tecnologia elettronico-informatica estremamente evoluta e raffinata, in grado di produrre e misurare variazioni "quantiche" di energia così sensibili da interagire con le "energie sottili" del nostro corpo, modificando e correggendo i flussi energetici al fine di ripristinare l'equilibrio e la salute. Il nostro corpo risponde positivamente a questi stimoli, che riconosce propri, sia energeticamente sia sotto forma di bioinformazione; l'effetto terapeutico è estremamente efficace, preciso, indolore, non invasivo e, soprattutto, privo di qualsiasi effetto secondario. Eccezionali i risultati nelle cure organiche, sistemiche, mentali, ormonali, del dolore, nelle allergie, nelle parassitosi, contro la cellulite, ecc.

Sabato 14 settembre 2002 - ore 10.30
Circolo della Stampa - Sala Bracco - Corso Venezia 16 - Milano

Il prof. Nelson è biofisico e matematico, studioso di medicina bioenergetica, omeopatia, naturopatia, esperto elettronico e informatico, già collaboratore della NASA per il progetto Apollo, autore di numerose pubblicazioni scientifiche a livello internazionale. Nelson incontrerà la stampa, i medici e gli studiosi per presentare le sue scoperte e le applicazioni del sistema QXCI, la più avanzata espressione tecnologica attualmente disponibile nell'ambito della medicina bioenergetica, in grado di rivoluzionare la diagnostica e la terapia medica.

Il prof. Spaggiari, laureato in Fisica e in Medicina e Chirurgia, specializzato in Medicina dello Sport, è Direttore generale dell'azienda ospedaliera "E. Morelli" di Sondalo (Sondrio). Già docente universitario presso la Facoltà di Farmacia dell'Università di Milano, è stato ricercatore dell'Istituto di Tecnologie Biomediche Avanzate del CNR e Direttore generale dell'Istituto Ortopedico "G. Pini" di Milano. È autore di numerose pubblicazioni scientifiche tra cui MEDICINA QUANTISTICA edito da Tecniche Nuove - Milano (ufficio stampa Tecniche Nuove: la.giaccherini@tecnicheNuove.com - TEL 02 39090220)

Informazioni e ufficio stampa per l'evento:
Francesca Cinelli (cell. 335 6178582) - Chiara Cinelli (cell. 333 4852926)
Tel. e Fax: 02 20401644

IL GIORNO
Ed. Milano
PIAZZA CAVOUR 2
20121 MILANO MI
n. 217 15-SET- 2

■ **MEDICINA** / Novità bioenergetica

Arriva il computer Qxci che cura un po' di tutto

Il nome - Qxci - sicuramente dice poco, ma il super computer impiegato nella medicina bioenergetica, inventato da un ex scienziato della Nasa, Bill Nelson e presentato ieri, sembra destinato a rivoluzionare lo studio degli equilibri e delle dinamiche delle energie trasmesse o prodotte da cellule, tessuti e organi: proprio le perturbazioni dei flussi energetici, infatti, generano disturbi e sofferenze, secondo quanto sostiene la medicina cinese. Da un punto di vista terapeutico, il macchinario è in grado di curare un po' di tutto, dalle allergie alla cellulite, in modo indolore e privo di effetti collaterali.

IL GIORNO
Ed. Milano
PIAZZA CAVOUR 2
20121 MILANO MI
n. 216 14-SET- 2

● **APPUNTAMENTI**

DEBATTITI - "Il Minaro di Jam, Afghanistan. Perché salvarlo?" Se ne parla, alle 18, all'Otagonio della galleria Vittorio Emanuele, con Andrea Bruno, responsabile Unesco per gli interventi di restauro in Afghanistan.

MUSICA - Vincenzo Mirabello ritorna al Mama Café (via Caminadella 7) proponendo il suo vasto repertorio classico contemporaneo con originale versatilità.

BIOENERGETICA - Alle 10.30, alla sala Bracco del Circolo della Stampa (Corso Venezia 16), il professor Bill Nelson parlerà sul tema "I Qui e i nuovi traguardi della medicina bioenergetica".

FESTA - Nella storica sede dell'Istituto It.

Schiaparelli Gramsci (via Serbelloni 4), dalle 11, si terrà la 1ª Festa del Diploma.

JAZZ - Allo Jumpin' Jazz Ballroom, in viale Monza 140 (1° piano), alle 22, inaugurazione della nuova stagione musicale con il Quartetto di Paolo Tornelleri. È gradita la prenotazione alle 02/28.04.07.00.

DANZE SACRE - Dalle 9.30 alle 18, nella palestra Egna (corso Buenos Aires 61), si terrà un seminario di sacre danze di Gardjeff. Info allo 02/95.30.24.51.

LATINOAMERICANO - Alla casa Hispano-Americana (Corso Magenta 7983), alle 21, "De la vida et desamor y la muerte" con la soprano uruguayana Laura Blanco e il maestro Umberto de Baptista.

14 sabato 20 settembre 2003

AZIENDE E SOCIETÀ

COMUNICAZIONI

QXCI: un piccolo computer in grado di curare

L'ha spiegato a un fido pubblico interessato molti i medici presenti il professor Bill Nelson, noto scienziato americano, biologo e matematico, studioso di medicina bioenergetica, oncologia, naturopatia, esperto elettronico e informatico, collaboratore della NASA per il progetto Apollo, autore di numerose pubblicazioni scientifiche a livello internazionale. La medicina bioenergetica studia gli equilibri e le dinamiche delle energie trasmesse o prodotte da cellule, tessuti e organi. Si tratta di un'energia vitale che nasce con noi e preserva, durante la nostra vita, i delicati equilibri che costituiscono il nostro stato di salute. Se il flusso energetico viene perturbato, si altera l'equilibrio, si avvertono disturbi e sofferenze e può svilupparsi la malattia. Questo ci ha insegnato la medicina tradizionale cinese da oltre 5000 anni. Nelson ha presentato le sue scoperte e le applicazioni del sistema QXCI, la più avanzata espressione tecnologica attualmente disponibile nell'ambito della medicina bioenergetica, in grado di rivoluzionare la diagnosi e la terapia medica al Circolo della Stampa. Per informazioni sul QXCI: www.qxci.it

PHOTO CENTER
VARESE
0332 235426
www.photocenter.it

LA PREALPINA

CLANCI - NOCCA
D'ALFONSO - MINOZZI
PHOTO CENTER
rivista digitale
in autospinta

Anno 115 N. 213 Venerdì 13 Settembre 2002 - Euro 1,00 Ed. MILANO

La Prealpina Venerdì 13 Settembre 2002

TIRAR TARDI di Francesca Lovatelli Caetani

Atlantique di Milano, sul piatto la musica servita da Coccoluto

MILANO - Si continua con le rassegne della settimana, non ci sarà chi farnaciano della serata. Più prosa, suoni d'OM Pankini. La sera più veloce del mondo, il suo nuovo gioiello a tecnologia in forma di scacchi, la calzata usata per il "dual" Schmittchen "puls" di riepilogare e bellissime serate il locale, come l'ultima Fronton, con il suo tv, la tradizione della sera. Ci saranno molti volti nuovi del mondo del teatro, tra i più noti, il più giovane, la regista della sera, Al-

berto Tomba e l'attore d'uno della casa italiana, "Il belcanto della giacca alzata" Antonio Rossi, assieme al protagonista, si volano e si bor, dell'automobilismo. Sempre oggi dopo l'Obiettivo di Dabakis e il programma della sua vigilia proprio il venerdì "Village", con la sua rivista rivista da Milano Milano e Pirella di Radio 24 e Ben di del Piano di Milano. Mattinata nella sua notte, sull'area sono, invece, ci sono il 4 e l'11, con unico locale. Il sabato sarà "Gala", una manifestazione di 10 tra ragazzi e ragazze sono, di basso,

con parache trovate e grandi musiche d'era, musiche e musiche. Il sabato sera, una rivista a cura di Adeo Giuliano della RDE, RDE. Maie in Italy from Dura di e produce con il vocali Duceo Pella e Fabio T nell'area sono, che saranno con i suoi e i suoi amici. Tra le novità anche un far inclusivamente per i cocktail Inno-Margherita, Capri-Maie, sempre con un costume nuovo 16 euro sono e 13 euro.

Domani, alle 10.30, al Circolo della Stampa, sarà organizzato un tavolo di discussione per il tavolo a livello di

prof. Bill Nelson, mago americano per la prima volta in Italia, parlerà del tema "QI e QNT" e i suoi rapporti con la medicina quantistica. Il tavolo sarà moderato dal prof. Pierluigi Spagnoli. Il prof. Nelson ha appena sviluppato una tecnica per il trattamento ultrasonico ultrasonico e ultrasonico, in grado di produrre e modificare variabile "quantica" di energia, così visibile da interagire con il "campo zero" del nostro corpo, modificando e correggendo il DNA e il sistema di trasmissione e di controllo. Il tavolo sarà moderato da

prof. Bill Nelson, mago americano per la prima volta in Italia, parlerà del tema "QI e QNT" e i suoi rapporti con la medicina quantistica. Il tavolo sarà moderato dal prof. Pierluigi Spagnoli. Il prof. Nelson ha appena sviluppato una tecnica per il trattamento ultrasonico ultrasonico e ultrasonico, in grado di produrre e modificare variabile "quantica" di energia, così visibile da interagire con il "campo zero" del nostro corpo, modificando e correggendo il DNA e il sistema di trasmissione e di controllo. Il tavolo sarà moderato da

prof. Bill Nelson, mago americano per la prima volta in Italia, parlerà del tema "QI e QNT" e i suoi rapporti con la medicina quantistica. Il tavolo sarà moderato dal prof. Pierluigi Spagnoli. Il prof. Nelson ha appena sviluppato una tecnica per il trattamento ultrasonico ultrasonico e ultrasonico, in grado di produrre e modificare variabile "quantica" di energia, così visibile da interagire con il "campo zero" del nostro corpo, modificando e correggendo il DNA e il sistema di trasmissione e di controllo. Il tavolo sarà moderato da



Mercoledì 18 settembre 2002 3

Mercoledì 18 settembre 2002 **CORSICO / TREZZANO** BUCONARCO - ASSAGO - ZIBBO SAN GIACOMO - BRASCO - CASARLE CESANO BOSCONI - CUSAGO - GAGGIANO - NOVIOLIO EL GIORNO 7

Corsico, lo scienziato Bill Nelson rivela i segreti della medicina quantica all'Algos

CORSICO - Bill Nelson, mago americano per la prima volta in Italia per parlare di medicina quantica, la sera che precede quella dei seguiti i suoi di competenza sono dei seguiti i suoi e i suoi amici. Tra le novità anche un far inclusivamente per i cocktail Inno-Margherita, Capri-Maie, sempre con un costume nuovo 16 euro sono e 13 euro.

Domani, alle 10.30, al Circolo della Stampa, sarà organizzato un tavolo di discussione per il tavolo a livello di

prof. Bill Nelson, mago americano per la prima volta in Italia, parlerà del tema "QI e QNT" e i suoi rapporti con la medicina quantistica. Il tavolo sarà moderato dal prof. Pierluigi Spagnoli. Il prof. Nelson ha appena sviluppato una tecnica per il trattamento ultrasonico ultrasonico e ultrasonico, in grado di produrre e modificare variabile "quantica" di energia, così visibile da interagire con il "campo zero" del nostro corpo, modificando e correggendo il DNA e il sistema di trasmissione e di controllo. Il tavolo sarà moderato da

prof. Bill Nelson, mago americano per la prima volta in Italia, parlerà del tema "QI e QNT" e i suoi rapporti con la medicina quantistica. Il tavolo sarà moderato dal prof. Pierluigi Spagnoli. Il prof. Nelson ha appena sviluppato una tecnica per il trattamento ultrasonico ultrasonico e ultrasonico, in grado di produrre e modificare variabile "quantica" di energia, così visibile da interagire con il "campo zero" del nostro corpo, modificando e correggendo il DNA e il sistema di trasmissione e di controllo. Il tavolo sarà moderato da

prof. Bill Nelson, mago americano per la prima volta in Italia, parlerà del tema "QI e QNT" e i suoi rapporti con la medicina quantistica. Il tavolo sarà moderato dal prof. Pierluigi Spagnoli. Il prof. Nelson ha appena sviluppato una tecnica per il trattamento ultrasonico ultrasonico e ultrasonico, in grado di produrre e modificare variabile "quantica" di energia, così visibile da interagire con il "campo zero" del nostro corpo, modificando e correggendo il DNA e il sistema di trasmissione e di controllo. Il tavolo sarà moderato da

prof. Bill Nelson, mago americano per la prima volta in Italia, parlerà del tema "QI e QNT" e i suoi rapporti con la medicina quantistica. Il tavolo sarà moderato dal prof. Pierluigi Spagnoli. Il prof. Nelson ha appena sviluppato una tecnica per il trattamento ultrasonico ultrasonico e ultrasonico, in grado di produrre e modificare variabile "quantica" di energia, così visibile da interagire con il "campo zero" del nostro corpo, modificando e correggendo il DNA e il sistema di trasmissione e di controllo. Il tavolo sarà moderato da

martedì 17 settembre 2002

Grande successo ieri al convegno al Circolo della Stampa di Milano: il prof. Nelson, insigne scienziato per la prima volta in Italia, ha parlato sul tema "Il QXCI e i nuovi traguardi della medicina bioenergetica"

L'argomento, introdotto e coordinato dal prof. Piergiorgio Spaggiari, è stato trattato con dovizia di particolari. Le molte domande del pubblico e le esaurienti risposte del prof. Bill Nelson hanno arricchito e vivacizzato il convegno che è risultato dinamico e interessante.

Nell'ambito della medicina bioenergetica, che studia gli equilibri e le dinamiche delle energie trasmesse o prodotte da cellule, tessuti e organi, la medicina quantica esplora profondamente l'anatomia energetica del corpo umano: studia l'energia vitale, elemento essenziale di trasmissione e coesione dal quale dipende la vita. Un'energia che nasce con noi e preserva, durante la vita, i delicati equilibri che costituiscono lo stato di salute. Se il flusso energetico viene perturbato, per qualsiasi ragione, si altera l'equilibrio, si iniziano ad avvertire disturbi e sofferenze e, conseguentemente, si sviluppa la malattia. Questo insegna la medicina tradizionale cinese da oltre 5000 anni.

Il prof. Nelson ha saputo abilmente integrare questi insegnamenti con la moderna medicina bioenergetica, sviluppando una tecnologia elettronico-informatica estremamente evoluta, in grado di produrre e misurare variazioni "quantiche" di energia così sensibili da interagire con le "energie sottili" del nostro corpo, modificando e correggendo i flussi energetici al fine di ripristinare l'equilibrio e la salute. Il nostro corpo risponde positivamente a questi stimoli, che riconosce propri, sia energeticamente sia sotto forma di bioinformazione; l'effetto terapeutico è estremamente efficace, preciso, indolore, non invasivo e, soprattutto, privo di qualsiasi effetto secondario. Nelson ha spiegato quanto siano eccezionali i risultati nelle cure organiche, sistemiche, mentali, ormonali, del dolore, nelle allergie, nelle parassitosi, contro la cellulite. Bill Nelson è biofisico e matematico, studioso di medicina bioenergetica, omeopatia, naturopatia, esperto elettronico e informatico, già collaboratore della NASA per il progetto Apollo, autore di numerose pubblicazioni scientifiche a livello internazionale. Nelson ha incontrato la stampa, i medici e gli studiosi per presentare le sue scoperte e le applicazioni del sistema QXCI, la più avanzata espressione tecnologica attualmente disponibile nell'ambito della medicina bioenergetica, in grado di rivoluzionare la diagnostica e la terapia medica.

Piergiorgio Spaggiari, laureato in Fisica e in Medicina e Chirurgia, specializzato in Medicina dello Sport, è Direttore generale dell'azienda ospedaliera "E. Morelli" di Sondalo (Sondrio). Già docente universitario presso la Facoltà di Farmacia dell'Università di Milano, è stato ricercatore dell'Istituto di Tecnologie Biomediche Avanzate del CNR e Direttore generale dell'Istituto Ortopedico "G. Pini" di Milano. È autore di numerose pubblicazioni scientifiche.

Informazioni: Alessandro Bertolissi - 339 6375475

ciaoradio it





Bienvenuti su
Tutti gli Argomenti

Menù Principale

- Home
- Registrati
- Login
- Il tuo Account

LEGGI:

- Le Ultime 10 News
- Le Recensioni
- Gli Speciali
- Le News per Argomento

ASCOLTA:

- Le Trasmissioni
- La Interviste
- Ciao Radio

INSERISCI:

- Invia una News
- Invia una Recensione
- Invia una Trasmissione
- Invia una Foto
- Invia un Link

GUARDA:

- I Link
- Le Foto
- Webcam
- La boutique
- I Top 10
- Statistiche

CHIEDI:

- Mandaci un messaggio
- Segnala il sito
- Tao

TU E CRIP:

- Comunità
- Messaggi

ON-LINE

Ascolta Ciao Radio direttamente sul tuo PC!

Chi è Online

In questo momento ci sono 1 Visitatori(e) e 1 utenti(e) nel sito.

Ciao fe.

Bioenergetica: sabato in Italia lo scienziato Bill Nelson
 Postato il 2002-09-12 18:16:19 da Erika

Un evento straordinario per il mondo scientifico: il prof. Bill Nelson, insigne scienziato per la prima volta in Italia, parlerà sul tema "Il QXC1 e i nuovi traguardi della medicina bioenergetica". Introdurrà il prof. Piergiorgio Spaggiari.



Milano, 12/09/2002 - Nell'ambito della medicina bioenergetica, che studia gli equilibri e le dinamiche delle energie trasmesse o prodotte da cellule, tessuti e organi, la medicina quantica esplora profondamente l'anatomia energetica del corpo umano: studia l'energia vitale, elemento essenziale di trasmissione e coesione dal quale dipende la vita. Un'energia che nasce con noi e preserva, durante la vita, i delicati equilibri che costituiscono lo stato di salute. Se il flusso energetico viene perturbato, per qualsiasi ragione, si altera l'equilibrio, si iniziano ad avvertire disturbi e sofferenze e, conseguentemente, si sviluppa la malattia. Questo insegna la medicina tradizionale cinese da oltre 5000 anni.

Il prof. Nelson ha saputo abilmente integrare questi insegnamenti con la moderna medicina bioenergetica, sviluppando una tecnologia elettronico-informatica estremamente evoluta e raffinata, in grado di produrre e misurare variazioni "quantiche" di energia così sensibili da interagire con le "energie sottili" del nostro corpo, modificando e correggendo i flussi energetici al fine di ripristinare l'equilibrio e la salute. Il nostro corpo risponde positivamente a questi stimoli, che riconosce propri, sia energeticamente sia sotto forma di bioinformazione; l'effetto terapeutico è estremamente efficace, preciso, indolore, non invasivo e, soprattutto, privo di qualsiasi effetto secondario. Eccezionali i risultati nelle cure organiche, sistemiche, mentali, ormonali, del dolore, nelle allergie, nelle parassitosi, contro la cellulite, ecc.

Sabato 14 settembre 2002 - ore 10.30
 Circolo della Stampa - Sala Bracco - Corso Venezia 16 - Milano

Il prof. Nelson è biofisico e matematico, studioso di medicina bioenergetica, omeopatia, naturopatia, esperto elettronico e informatico, già collaboratore della NASA per il progetto Apollo, autore di numerose pubblicazioni scientifiche a livello internazionale. Nelson incontrerà la stampa, i medici e gli studiosi per presentare le sue scoperte e le applicazioni del sistema QXC1, la più avanzata espressione tecnologica attualmente disponibile nell'ambito della medicina bioenergetica, in grado di rivoluzionare la diagnostica e la terapia medica.

Il prof. Spaggiari, laureato in Fisica e in Medicina e Chirurgia, specializzato in Medicina dello Sport, è Direttore generale dell'azienda ospedaliera "E. Morelli" di Sondalo (Sondrio). Già docente universitario presso la Facoltà di Farmacia dell'Università di Milano, è stato ricercatore dell'Istituto di Tecnologie Biomediche Avanzate del CNR e Direttore generale dell'Istituto Ortopedico "G. Pini" di Milano. È autore di numerose pubblicazioni scientifiche tra cui **MEDICINA QUANTISTICA** edito da Tecniche Nuove - Milano (ufficio

Lin

- Iniz
- Noti
- Artic
- Chi

http://151.38.11.29/~ciaoit/article.php?sid1=1677&mode=&order=0&hold=0

17/09/2002

408



BODY, MIND & SPIRIT

Dalla bioenergetica alla medicina quantistica. Rimedi e trattamenti naturali, tradizionali e non, per ritrovare forma psicofisica e salute

Per contrastare lo stress della vita quotidiana e ristabilire il giusto equilibrio tra "mens sana" e "corpo sano", l'estetica e la medicina moderne offrono un'infinita varietà di rimedi, tradizionali e non. Caresi corpo e mente in modo dolce e naturale è, si sa, alla base delle varie tecniche di trattamento dei paesi orientali. Ma anche da noi sono ormai in molti a ricorrere a soluzioni... esotiche. In Messico, per esempio, a sud di Puerto Vallarta, si trova Hotelito, un albergo di lusso con trenta paladine "ecologiche" illuminate da candele, il cui asso nella manica è Mateo, sciamano azteco che si prende cura delle energie e dell'anima dei suoi ospiti. Questo "guaritore" offre un trattamento unico nel suo genere: il Teymazal, un mix fra massaggio, aromaterapia, musicoterapia e ricerca spirituale, il cui nome deriva dalle parole azteche Tmaz (bagno) e Calli (casa), utilizzato per secoli come bagno terapeutico e come rituale di purifica-

zione. Una tecnica, questa, che associata a un particolare massaggio può offrire immediato sollievo a reumatismi, tensioni muscolari e vari disturbi derivanti dallo stress. Lo stesso principio si trova alla base di un altro particolare tipo di massaggio di origine cinese, il Taijia, da pochissimo praticato anche in Italia (Info: Beauty Care, tel. 02 67100268). Fondato sui principi della bioenergetica umana, consiste in una serie di manipolazioni e trazioni sui muscoli e lungo i cosiddetti 12 meridiani principali, con digitopressione sugli stessi punti solitamente stimolati dall'agopuntura: tecniche utili a ripristinare la funzionalità di vene e giunture. Può essere utilizzato sia come trattamento di problemi osteoarticolari e muscolari, sia come tecnica di puro relax, nonché per aumentare le difese dell'organismo. Il suo scopo principale è quello di drenare i "vasali energetici" e ristabilire l'equilibrio tra le forze vitali Yin e Yang.

Un rapporto disarmonico fra esse, infatti, sarebbe causa di disturbi in serie. Ma ormai anche la medicina occi-

dentale, fondata su rilevazioni e dati scientifici, non pare più così "secca" dei rimedi empirici non invasivi. È infatti in aumento il numero dei centri in cui si praticano sistemi di cura e trattamenti integrati. Basti l'esempio del Caroli Health Club. Sede iperchic (a Milano, Roma, Sardegna, Cortina, St. Moritz e Alassio), un po' palestra, un po' beauty farm, un po' centri medici, dove esperti guru-trainers in uniforme Prada Sport applicano metodologie naturali, ma si avvalgono anche di strumenti high-tech all'avanguardia. Alcuni studi poi, in base a una casistica ben documentata, rilevano come determinate affezioni potrebbero risolversi interagendo con le invisibili "forze vitali".

Recentemente è stato presentato un apparecchio, unico al mondo, il QXCI (Quantum Xroid Consciousness Interface), un sistema diagnostico e terapeutico computerizzato in grado di produrre variazioni di energia che per-



SOPRA, IL CAROLI HEALTH CLUB DI GOLA DI SOLPE E I CAPI TECNICI PER I TRAINERS DELLA LINEA PRADA SPORT. IN BASSO, IL QXCI E I CENTRI CAPOLU DI MILANO E ROMA.

sono di identificare patologie nascoste. Esse non solo individuano velocemente la presenza di stress, squilibri vitaminici e ormonali, o allergie, ma consiglia anche i rimedi naturali più idonei per il paziente. Inoltre, può eseguire vari e propri trattamenti (agopuntura, cure omeopatiche) per riportare l'organismo allo stato originale di benessere. Un riavvicinamento della scienza ai principi della bioenergetica attraverso strumenti tecnologici? Bill Nelson, biofisico e matematico americano, ideatore del QXCI (www.qxci.it), ne è convinto, quando afferma: «l'energia del corpo umano è il futuro della medicina». Barbara Bion



antiqua

La moderna terapia elettromagnetica riporta l'equilibrio

FELICITA DONALISSI

Otto-dieci milioni di italiani si rivolgono alla medicina complementare (fitoterapia, medicina cinese, osteopatia, acupuntura) da diverse migliaia di medici che hanno adottato questo approccio. «Un fenomeno di tali dimensioni non poteva più essere ignorato», dice il Prof. Piergiorgio Spaggiari, direttore generale delle aziende ospedaliere della Valsabbina e della Valchiavenna, delle quali fa parte l'ospedale di Sondrio, grande struttura che si è posta all'avanguardia internazionale per la propria efficienza e per le iniziative innovative, «in infatti la Regione Lombardia ha creato un'apposita commissione tecnico-scientifica nel compito di selezionare i progetti più interessanti che si propongono di mettere al servizio della medicina tradizionale le metodiche più efficaci di queste discipline. Dei progetti attualmente sotto osservazione, ben 10 sono stati realizzati all'Ospedale Morelli di Sondrio, tutti accomunati dalla medicina bioelettrica: indagare le tecniche e gli approcci più efficaci delle medicine complementari per ottimizzare i risultati delle terapie tradizionali e per migliorare la qualità di vita dei pazienti. Tra gli studi che stanno dando risultati più interessanti, l'uno di loro lo pazienti oncologici, per aumentare gli effetti collaterali della chemioterapia, eppure l'utilizzo di prodotti osteopatici infiltrati sotto-

Il nostro primo obiettivo - dice Piergiorgio Spaggiari, direttore generale delle aziende ospedaliere della Valsabbina - è la salute dei pazienti. L'elettromagnetica ci aiuta a raggiungere questo risultato.



oste (osteopatia), contro i dolori articolari e nel trattamento dei traumi sportivi. Altre metodiche sono basate sull'impiego di apparecchiature fitoterapiche, come la citostasiolisi, che sta dando ottimi risultati perché consente di somministrare un farmaco iperpotente (il suo è fatto a base di erbe, riduce il metabolismo della cella senza spartirne gli effetti tossici per l'organismo). La tecnica impiega una pila di prodotti per il rafforzamento del tessuto e circuiti elettrici che lo fanno penetrare negli strati profondi in modo mirato. Continua il Prof. Spaggiari, che oltre ad essere medico è un biofisico: «La nostra disponibilità ad osservare e sperimentare senza pregiudizi scientifici ci ha permesso di dare importanza non solo all'aspetto biochimico della patologia, ma anche a quello biofisico del nostro organismo. Nell'organismo non avvengono soltanto processi chimici, ma anche fisici. Ogni componente del corpo, dalla cellula all'organo, emette corrente elettrica e crea quindi un campo elettromagnetico. Questa sinergia, che ha originato la cosiddetta "medicina quantica", consente di concepire un modo nuovo di intervenire sulla patologia d'organo (sia a livello di diagnosi che di terapia), che ha come riferimento l'emissione di energia elettromagnetica. La diagnosi del "malessere" di un organo viene effettuata tramite la lettura e l'interpretazione dei segnali elettromagnetici che questo emette. La terapia mira a ripristinare l'equilibrio perturbato dall'organo, impiegando impulsi elettrici, opportunamente filtrati, che vengono ricammati alla parte interessata dalla patologia». Sulla base di questo principio teorico è stata realizzata una tecnologia avanzata, che integra componenti hardware e un software complesso che recepisce tutte le funzioni di diagnostica, sia della medicina tradizionale che delle principali medicine complementari. Conclude Spaggiari: «Strutture un'elevata velocità di elaborazione (1/10.000 di sec.), questa tecnologia riesce infatti a registrare ogni reazione del sistema biologico e, subito dopo, a riassortirla, stabilendo l'equilibrio e pronto per una nuova misurazione (www.oste.it). Nell'ampio parco, ottimi risultati vengono ottenuti nel trattamento delle allergie, intolleranze, varie patologie fibrosi e distali da malattie psicosomatiche».



Onde benefiche di ultima generazione

A colloquio con Alessandro Bertolissi, Direttore Operativo di Oxicur

«**D**opo aver frequentato il biennio di Ingegneria Nucleare, ho conseguito al Politecnico il diploma di Fisico Sperimentale, in seguito al medico di Medicina Nucleare. Successivamente, dopo aver lasciato l'ambito ospedaliero, dove svolgevo, fra le altre funzioni, anche quella della riabilitazione post-neoplastica (cobaltoterapia, radioterapia), ho intrapreso l'attività di libero professionista, dedicandomi soprattutto al campo della diagnostica (flussi, alcol, doghe ecc.), oltre a svolgere da supporto per diverse aziende nel collaudo e messa a punto di vari macchinari elettromedicali».

Signor Bertolissi, oltre alla formazione nel campo della fisica, quali sono le altre sue frequentazioni, con particolare riferimento all'ambito medico e, più in generale, sanitario? Si sente specializzato nel campo delle più aggiornate biotecnologie applicate all'elettronica. Ed è stato proprio in questo contesto che sono venute a conoscenza del QXCI, scoprendo in esso una macchina che, oltre a offrire molteplici applicazioni, ha delle potenzialità ancora tutte da esplorare. Da quel momento su se sono infatti innamorato e, dopo aver stabilito gli opportuni accordi con il distributore europeo e con la proprietà, ho iniziato a curare la diffusione in Italia. Entrando, come si dice, nello specifico, illustriamo le funzioni che QXCI può svolgere, in

uno studio medico, per esempio. Prima di passare ai dettagli, premetto qualche notizia di carattere storico. A progettare il sistema è stato il professor Bill Nelson, un "incredibile" personaggio americano, plurilavreato, il quale è entrato a far parte giovanissimo del gruppo di ricerca della NASA (dopo essersi laureato in Fisica a soli 19 anni) responsabile del progetto Apollo; ha così potuto mutare, in modo assai veloce, una serie di esperienze che si sarebbero rivelate poi fondamentali per la sua carriera futura. Inoltre, si è particolarmente dattoso nella soluzione di vari problemi sorti durante le missioni spaziali con astronauti. Realizzato per primo, per esempio, un sistema matematico di analisi trivettoriale, grazie al quale rese possibile la soluzione di equazioni differenziali, sterrate fino a quel momento irrisolvibili, con gli strumenti della matematica "classica", a causa dell'elevato numero di incognite da tenere presenti.




Computer scrittore-acceleratore di impulsi, elettrodi e software QXCI

Nato dall'esperienza di un fisico americano, una volta alle dipendenze della NASA, ecco uno strumento che si può definire pre-diagnostico oltre che terapeutico. Sfruttando infatti sofisticatissime tecnologie, già applicate alle missioni spaziali, è in grado di fornire in maniera predittiva i segni ancora nascosti di una patologia, e di porvi rimedio per tempo

■ Pippo Zappalà
Pubblicista esperto di sempre sanitari

Un esempio inimitabile a capire meglio. Un punto nello spazio può essere identificato attraverso le classiche tre dimensioni x, y, z. La faccenda si complica quando, a queste, se ne aggiungono altre, per esempio, la velocità (quarta dimensione), la traiettoria (quinta dimensione), o la dimensione temporale (sesta dimensione). Grazie alla sua intuizione dell'analisi trivettoriale, appunto, Bill Nelson trovò la soluzione a questo problema matematico-fisico. Per sua e nostra fortuna non si è poi limitato ad applicare la scoperta alle missioni NASA, ma, essendo anche medico, l'ha trasferita alle apparecchiature mediche di uso tradizionale, che hanno mostrato di colpo i loro limiti (sia detto senza nulla voler togliere ai loro meriti, che sono tanti).

Cos'è che non analizzabile in queste ultime? Partiamo da un principio: nella medicina classica, dato che si impiegano generatori alimentati in corrente continua (e quindi in tensione continua), la misurazione consiste nel valutare la resistenza, che come tutti sanno è data dal rapporto tensione/dinamica corrente (R=V/I). Le situazioni diventano molto complesse quando si considerano impieghi di apparecchiature che sono alimentate con correnti (e quindi tensioni) alternate, la cui frequenza è



✦ Le luci del grande complesso ospedaliero di Sondalo brillano sulle montagne dell'Alta Valtellina, al confine fra la notte e il cielo. L'ex sanatorio ora è un centro di ricerca all'avanguardia nella moderna medicina quantitativa.

Qui sta

IN QUESTO OSPEDALE ITALIANO,
CHE PERSINO L'AMERICA CI INVIDIA,

TESTO DI DANIELE RAZZOLI



✱ 9. Il «nido» nel reparto ginecologia dell'ospedale di Sondalo. 10. L'elicottero per gli interventi di emergenza. 11. La centrale termica. 12. Al lavoro nel laboratorio di analisi (ematologia). 13. La funzione controllo cardiaco nel programma delle terapie. 14. Un paziente durante una seduta di terapia laser. 15. La banca del sangue. 16. La cabina di pilotaggio dell'elicottero con le attrezzature mediche.



Chapter 19: 2011 Budapest World Congress



Desire' Dubounet - The body electric



Desire' Dubounet Abstract:

The body is energetic and electrical in nature. Electricity is of current and potential. Voltage is potential, current is Amperage. Voltage is the push behind the flow energy where the amount of energy or the amount of charge is the Amperage. Power is measured in Watts. Power is Voltage times Amperage. 1 Volt times 1 Amp equals 1 Watt. If there is no push or no charge then there is no power.

Voltage in the body is connected with the catecholamines which the most important one is Adrenalin. The adrenals make Adrenalin and they make more in states of fight or flight.

Amperage in the body is connected to the indolamines or brain hormones like serotonin, melatonin, etc. Indolamines are boosted by love and spirit.

Anger boosts adrenalin, thus they boost power. But Love boosts indolamines thus greatly boosting power. We hear so many stories of how small 100 pound women can lift a car to save her baby because love gives her strength. She cannot lift the car to throw at her husband in a fight. Love is ten to twenty times greater at making you stronger and more focused.

The best sportsmen love the game. The best mantra is 'I love the Game, I love my country, I love my Family, I love my Woman, I love Myself, I love God, I LOVE TO WIN, I love WINNING'. God wants you to WIN. Love boosts power and makes more focus. Anger boosts power but not focus and anger can make you make mistakes. The best sports men who last do not play from anger. If you get angry at yourself you build depression. Depression is a hard cycle to break. If you get angry at yourself, express it and let it pass as a lesson. Thank yourself for the lesson on what not to do. Some people live and learn, some just live.

IDr Igor with Novak in NY
Crne kose, raspletene, bujne... using SCIO preparing for
Next Match of US Open

1. rujna 01. 09. 2010. | Novak Djoković | Zvezdani Sat

Srimak ispod pokazuje da se bez narodne muzike nikada ne može, pa čak ni ovdje u dalekoj Americi. :-) Boca se pokazao kao izvanredan muzičar sa akustičnom gitarom, a ja kao dobar "kafandžija". O vokalnim sposobnostima nećemo govoriti, sve se čuje. Više od glasa do izražaja dolazi zabava koju smo drugari i ja napravili :-) Eto, i ovako nešto se praktkuje u pauzi između beringa.



At The 2011 World Congress on SCIO in Budapest Dr Igor Cetojevic gave us a Basic presentation on Traditional Chinese Medicine TCM his work with Novak was protected under confidentiality. His presentation of Traditional Chinese medicine with the SCIO was insightful and the participants learned a lot of vital usage of the SCIO in medicine.

Adam Mandel - Voltammetric Stimulation of Testosterone in Gold Medal Athletes in the China Olympics

Voltammetry Stimulation of Testosterone in Gold medal Athletes in the China Olympics

Taken from Adam Mandel's lecture in 2011 Budapest at the congress on SCIO about work done at the 2008 Olympics



Adam Mandel was sent to China to work on the Chinese Athletes with the SCIO in 2007 till 2008. He presented his work for the first time in the 2011 International conference on the SCIO held in Budapest. Titled "The Greatest Story Never Told" he showed the audience incredible awe inspiring details of wordrrous results with the SCIO. This is a brief summary of his 3 part lecture now available from IMMUNE.

Adam talked about testosterone boosting by voltammetry streaming therapy of the SCIO. The SCIO is a


Dr. Pauline A. Wills – Quantum Biofeedback Digital Health Analysis



It was no accident that I was drawn to energy medicine. I was drawn by the pull of the gravitational, electrical, and magnetic forces. These forces dictate, and have major influences on, the electrophysiological, cellular, and hormonal systems. These forces are closely aligned with who we are as energy beings, light beings made in the image of our Creator. My experience in clinical practice over the years has caused me to take a provocative and intriguing look deeper into the unsaid and the miracles witnessed. I became convinced that there is more to the human condition than just anatomy and physiology, and furthermore that pathology is corrected easily through the use of the body's subtle energy if perhaps assessment is done early, pre-diagnostic if you will. Despite the most hazardous toxic stimulus, it appears that the body is on automatic surveillance and repair if the mechanism for same is not hampered or impeded. I have had the opportunity as a clinician to observe the human condition as it pertains to family in crisis, behavioral problems, learning disabilities, depression, anxiety, etc. Suffice to say that there has always been a grey zone, suggesting that there is more than pathophysiology, and indeed it is these subtle energies that we need to address in addition to the pathology. We are complex, multi-dimensional and energetically functional beings.

I use the EPFX/QCXI/SCIO, developed by Professor William Nelson. He has clearly done thorough investigative research on the parameters of the body electric and trivector forces, and he has the studies, journals, and books to substantiate his work. I have found this tool to be very comprehensive in its assessment of the psychological, social, emotional, and spiritual parameters. It provides multiple therapies for balancing the body's stressors. It is multi-faceted, with amazing accuracy, thus making it a cutting edge pre-diagnostic tool in energy assessment and therapy. I will be taking a closer look through and reviewing the literature and studies.

THE QUANTUM CENTER OF
EXCELLENCE
and
PAULINE A. WILLS, MD
PRESENT
ENERGY MEDICINE
Xrriod Biofeedback
via EPPX/SCIO



Chapter 20: 2002 to 2010 Budapest QX World Congresses

2002 to 2010 World Congresses on the SCIO Technology



QX Congress Presenters

QX Congress Presenters



Debi Dreda, M.D., CCFP (EM)



Bala Lodhia D.H.,D.Ac.



Azizah Clayton



Dr Steven Small



Dr Paul Druin



Faith Nelson



Dr. Caroline Walrad



Gage Tarant



Penny Fox



Levi Baxa



Nadine Cutrite



Jacqueline
Jacques



Silke Polifka

Dr Amanda Velloen - Budapest Conference 2009 Update on Project Nahinga



Project Nahinga (bantu for the Angel that comes from the heavens to help us, the bantu name for Desire) has been spreading and many extreme success stories have shown fantastic results.

PROGRESS

- Results in PHASE 1 –
- Up to 100% feeling better
- Average 65% improving in Critical Measures of HI V progression
- No side effects reported
- Symptom free
- No secondary infections
- Improved quality of life

Critical Measures

- Subjects tested positive for HI Virus
- CD4 count
- Elisa test if available
- Viral Load test

Schedule for 2009

- Father John Mugaga in Kwa-Zulu Natal 1st Satellite
- October 2009 – AIDS Children's homes
- November 2009 – Brazzaville Congo, DRC, Angola, Nigeria
- November 2009 - Kenya, Zimbabwe, Mozambique
- December 2009 – Lesotho, Swaziland

After Desire has donated over 2 million dollars of equipment for our research we have shown safety and efficacy and there appears to be a natural cure for this horrible disease on the future horizon

Dr. Helleen Coetzee – Quantum SCIO Biofeedback Program for Epigenetic Influences on Gene Expression

Quantum SCIO Biofeedback Program for Epigenetic Influences on Gene Expression

Dr. Helleen Coetzee, PhD, MSc, TED, Quantum Diplomate, Quantum Instructor



This protocol for the SCIO contains biofeedback programs focusing on the influence that epigenetics (environment, belief and nutrition) has on the DNA. It is not possible to do all the programs in a session and have to be spread out over a few. Remember to do the foundational building by opening the Channels of Elimination in Short Sarcodes and always include at least one of the two recommended Universal Biofeedback Therapies.

If achieving balance had been difficult i.e. many Flaws in chromosomes had been revealed or there are many Energetic Foci detected; consider the SCIO DNA Correction and Stabilization Long Term therapy. If the bars on the graph have not reached the top upon completion of the DNA therapy or are very uneven consider the SCIO DNA Stimulation and Stabilization Long Term therapy.

SCIO DNA Correction and Stabilization Long Term *OR* SCIO DNA Stimulation and Stabilization Long Term (whichever is the appropriate choice)

Kathryn Wilson – Clients with Allergies: Helping Avoid and Improve the Negative Degenerative Cycle

Clients with Allergies: Helping avoid and improve the negative degenerative cycle

By: Kathryn Wilson, ND, CBL, CBT, Ird.

The ALLERGY REACTION can be easily explained with the action of the histamine cascade. Histamine receptor cells cause the allergy reaction. Now why... The body has a reaction to something, which it finds to be foreign, not foreign to others outside of that person, but foreign to them, this may be fungal (mold, mildew), bacterial, food, any type of protein molecule or even an emotional trigger. It can happen in a matter of a few minutes or up to a couple hours. In my case the food triggers, which cause anaphylaxis shock, trigger in 6 to 8 hours where the green peppers, which caused hives, were instantaneous.

So let's look at the event: Antigen (enemy) is sensed, it causes the immune system to handle it by using the white blood cells. These white blood cells increase to combine and produce antibodies (immunoglobulin), which are made in the B-cells (B-lymphocytes) of the lymph nodes and the antibodies now attach to the white blood cells (basophile) and mast cells to fight the allergens. Mast cells trigger histamine cells, which produce the histamine, which now makes the inflammation, which the body stores into its memory. After the first time reaction (memory) is done the body will automatically respond. This response to the antigen (enemy) will produce an automatic "allergy cascade" reaction to happen and if the histamine is released all over the body rather than just to a specific region; we now have anaphylaxis (anaphylaxis shock).

Using the SCIO I could find allergies quicker and also find solutions to treating them with biofeedback and the SCIO technology.

Dr. Matthias and Stephanie Heiliger – Vitality/Energy

Vitality/Energy - Center for Stressreduction und Systemharmonizing
CH - Kreuzlingen



Stephanie Heiliger

Dr. med. Matthias Heiliger

Wellness Trust AG

Medically trained doctor with special experience in Gynaecology and
Obstetrics and in Laser and stem cell regulation approaches.

Managing - Sales Director

Medical Director




© 2008 by




www.scioeurope.com

Suzan Covington – Dissipating Negative Thoughts (Karma) Protocol



**The Academy of
Energetic Sciences, Inc.**

Presents
Suzan Covington's



**DISSIPATING NEGATIVE
THOUGHTS ("Karma")
Protocol**

Using the EPIX
NLP Emotional Growth Panel

Copyright © 2008, Academy of Energetic Sciences, Inc. • 101 N. Geneva, Ste. 400-102 • LA
Maple, CA 92041 • Phone: 800-426-2701 • Fax: 800-426-0202

Chapter 21: ISSN and ISBN Registrations





Maitrova Ltd.
1089 Budapest, Kálvária square 2.
Fax: +36 1 210 9340

Budapest, 07.Aug.1997.

This is to inform you that the Homeo Diagnostical Academy Press has published

The International Journal of the Medical Science of Homeopathy
as a peer reviewed medical journal

under from Hungarian ISSN National Center 1997 apr.15-I and has awarded the international identification number:

ISSN 1417-0876

This number will remain unchanged for the lifetime of this publication.

You are kindly reminded that with every future publication the ISSN number will be printed on each book. Should you wish to have this publication printed internationally the identification number can be found near by the Hungarian code which would be:

HU ISSN 1417-0876

If it is your preference to have a detailed explanation of this publication available you may visit the Hungarian ISSN National Center web pages where you will find the OJSZK web page called "Local services" and in this menu point you would enter your identification number. The web address can be found at:

<http://www.ojszk.hu/index.hu.htm>

In relation to this document or in any other point please contact us at your convenience.

Kocsisné Szűcs Marianna

Kocsisné Szűcs Marianna
Magyar ISSN Nemzeti Központ
Gyűjteményfejlesztési és Feldolgozási Igazgatóság
Országos Széchényi Könyvtár
H 1827 Budapest, Badányi Palota "F" épület
Tél: 22 43 842 Fax: 22 43 754
Ügyintézés (e-mail): issn@ojszk.hu



Országos Széchényi Könyvtár
Magyar ISSN Nemzeti Központ
H 1827 Budapest, Badányi Palota "F" épület

1827 BUDAPEST Badányi Palota F épület, 313. szoba
Telefon: Kocsisné Szűcs Marianna: 22 43 754, Gazdag Tiborné: 22 43 842
Fax: 22 43 754 E-posta: issn@ojszk.hu mkocsis@ojszk.hu isz@ojszk.hu

Maitreya Kft.
1089 Budapest, Kálvária tér 2.
Fax: 2109-93-40

Budapest, 1997.08.07.

Értesítjük Önöket, hogy a Homeo-Diagnostica Academy Press által kiadott/kiadózat

The international journal of the medical science of homeopathy
mint egyenrangúan felülvizsgált cseresi írásig

című időszaki kiadvány (periodikum/sorozat) részére a Magyar ISSN Nemzeti Központ 1997. április 15-én
kelettel az alábbi nemzetközi azonosító számot állapította meg:

ISSN 1417-0876

A fenti azonosító szám a kiadvány változatlan címen történő megjelenéséig érvényben marad.

Kérjük Önöket, hogy ezen értesítéstüket követően szíveskedjenek kiadványukban, annak a jövőben
megjelenő minden részegységében (számokban, kötetekben) az itt közölt ISSN számot felüntetni.
Amennyiben kiadványukat nemzetközi forgalmazásra szánják, az azonosító szám közzétehető a
Magyarországra utaló kóddal az alábbi formában:

HU ISSN 1417-0876

Az időszaki kiadványok nemzetközi azonosító számozásával kapcsolatban részletes tájékoztatás található a
Magyar ISSN Nemzeti Központ web-oldalán, melyek az OSZK honlapjáról a "Helyi szolgáltatások"
menüpont alatt, az azonosítószoftvert választva érhetők el.

http://www.oszk.hu/index_hu.htm

A dokumentumazonosítóknak vonatkozó minden további kérdésben szívesen állunk rendelkezésükre.



Kocsiné Székely Mária
Magyar ISSN Nemzeti Központ
Gyűjteményfejlesztési és Felföldzési Igazgatóság
Országos Széchényi Könyvtár
H 1827 Budapest, Budavári Palota "F" épület
Tel: 22 43 842 Fax: 22 43 754
Ügyintézés (e-mail): issn@oszk.hu



Országos Széchényi Könyvtár
Magyar ISSN Nemzeti Központ
H 1827 Budapest, Budavári Palota "F" épület

1827 BUDAPEST Budavári Palota F épület, 411., 413. szoba
Telephone: administrator (Ms. Érika Szabó): 22 43 754,
group head (Mrs. Elizabeth Gazdag): 22 43 842, department head (Mrs. Aniko Nagy): 22 43 763
Fax: 22 43 754, 20 20 894, E-mail: issn@oszk.hu; eszab@oszk.hu; lan@oszk.hu

978-615-5169-00-7 The PROMORPHEUS treatise in Quantum Biology

978-615-5169-01-4 The Body Electric Simplified

- 978-615-5169-02-1 Energetic Medicine / Science over Convention
- 978-615-5169-03-8 Electro-Physiology-Feedback Measures of the Interstitial Fluids
- 978-615-5169-04-5 Essential Biofeedback and Unconscious Biofeedback
- 978-615-5169-05-2 Super Learning
- 978-615-5169-06-9 Pathway of Pathology
- 978-615-5169-07-6 Cardiology for Therapists
- 978-615-5169-08-3 CPR and First Aid
- 978-615-5169-09-0 CPT code billing for the Biofeedback therapist
- 978-615-5169-10-6 3Ds on Neoplasm (how to treat cancer in the kitchen)
- 978-615-5169-11-3 Homotoxicology
- 978-615-5169-12-0 The Illusion (The Science of Human Perception)
- 978-615-5169-13-7 Injury and Sport Medicine
- 978-615-5169-14-4 Energetic Medicine (Primer)
- 978-615-5169-15-1 Physiology + Anatomy

- 978-615-5169-16-8 Subspace book (The treatise of existence)
- 978-615-5169-17-5 VARHOPE (Voltage, Amperage, Resistance, Oxidation, Hydration, Proton and Electron pressure, the body electric's vital signs)
- 978-615-5169-18-2 Voltammetry
- 978-615-5169-19-9 TVEP and Medication Testing (the research)
- 978-615-5169-20-5 TVEP as pre-diagnostic (the clinical experience)
- 978-615-5169-21-2 Self Defense as Exercise
- 978-615-5169-22-9 Project Nahinga and HIV
- 978-615-5169-23-6 Natural Pharmaceutical Science
- 978-615-5169-24-3 Electro-Acupuncture with Energetic Cybernetic Therapy
- 978-615-5169-25-0 Electron Spin for the Body
- 978-615-5169-26-7 True Health Care
- 978-615-5169-27-4 Immune Stimulation (the immune system and natural ways to defeat flu)
- 978-615-5169-28-1 Natural Remedies for Endocrine dysfunction
- 978-615-5169-29-8 Neomorpheus -- the New Shape of Science
- 978-615-5169-30-4 Quantum Digestion FOSSIL LAP
- 978-615-5169-31-1 Quantum Nutrition
- 978-615-5169-32-8 Royal Society of Medicine London 1992 meeting transcripts
- 978-615-5169-33-5 Quantum Weight Loss
- 978-615-5169-34-2 Sacred Geometry (the magic of numbers)
- 978-615-5169-35-9 Tongue, Face and Body Diagnosis

- 978-615-5169-36-6 What's Eating You / some of the parasites that cause disease and what to do against them
- 978-615-5169-37-3 Natural Beauty Book
- 978-615-5169-38-0 ADHD and Autism Treatment
- 978-615-5169-39-7 Body Work, Cranial Sacral and Chiropractic

978-615-5169-40-3 Electro-Smog
 978-615-5169-41-0 Energetic Medicine
 978-615-5169-42-7 Smoking Cessation and Addiction Treatment
 978-615-5169-43-4 The Electro Sense of Sharks and Humans
 978-615-5169-44-1 The Slur of Desire'
 978-615-5169-45-8 Water its Structure and Properties
 978-615-5169-46-5 Hematology (basic for therapists)
 978-615-5169-47-2 Autism and ADHD natural treatments
 978-615-5169-48-9 Intent -- Proof of the Powers of the Mind
 978-615-5169-49-6 The Angel Book
 978-615-5169-50-2 Quantum Quality Control
 978-615-5169-51-9 Disease Dictionary
 978-615-5169-52-6 The Patient Interview and analysis: Symptom Operationalization and NLP for Therapists
 978-615-5169-53-3 Stress Reduction as THE Medicine
 978-615-5169-54-0 Natural Switch (Switching to a Natural LifeStyle)
 978-615-5169-55-7 Stress as THE Medical Concern

 978-615-5169-56-4 Basic Complex Homeopathy
 978-615-5169-57-1 Energetic DNA Elfogadva
 978-615-5169-58-8 Desi the Provocateur and sex therapist
 978-615-5169-59-5 Registered Wellness Consultant course
 978-615-5169-60-1 Blood Sugar Diseases
 978-615-5169-61-8 Hyper-Baric Oxygen Basics
 978-615-5169-62-5 The Psychological Cure for the World
 978-615-5169-63-2 Aging as a treatable disease
 978-615-5169-64-9 Signs and Symptoms of Natural Medicine
 978-615-5169-65-6 Natural Dentistry Hygiene Book
 978-615-5169-66-3 Eye Disease and Iridology
 978-615-5169-67-0 Quantum Agriculture
 978-615-5169-68-7 The Natural Repertory of Dr. Nelson
 978-615-5169-69-4 Neurology
 978-615-5169-70-0 Women's Diseases
 978-615-5169-71-7 Men's diseases
 978-615-5169-72-4 Impairment Manual

 978-615-5169-51-9 Disease Dictionary
 978-615-5169-53-3 Stress Reduction as THE Medicine
 978-615-5169-57-1 Energetic DNA Elfogadva
 978-615-5169-60-1 Blood Sugar Diseases
 978-615-5169-62-5 The Psychological Cure for the World
 978-615-5169-63-2 Aging as a treatable disease

978-615-5169-64-9 Signs and Symptoms of Natural Medicine
978-615-5169-71-7 Men's diseases

Chapter 22: SCIO Registrations



OCT 13

Food and Drug Administration
1390 Piccard Drive
Rockville, MD 20850Eclonon Corporation
Attn: Frank DiMauro
1936-A Niagara Street
Denver, Colorado 80207Re: K892114A
Electro-Physio-Feedback-Xrroid*
System
Dated: Undated
Received: July 18, 1989
Regulatory Class: II

Dear Mr. DiMauro:

We have reviewed your Section 510(k) notification of intent to market the device referenced above and we have determined the device is substantially equivalent to devices marketed in interstate commerce prior to May 20, 1976, the enactment date of the Medical Device Amendments. You may, therefore, market the device, subject to the general controls provisions of the Federal Food, Drug, and Cosmetic Act (act). The general controls provisions of the act include requirements for annual registration, listing of devices, good manufacturing practices, and labeling, and prohibitions against misbranding and adulteration.

If your device is classified (see above) into either class II (Performance Standards) or class III (Premarket Approval) it may be subject to such additional controls. Existing major regulations affecting your device can be found in the Code of Federal Regulations, Title 21, Parts 800 to 895. In addition, the Food and Drug Administration (FDA) may publish further announcements concerning your device in the Federal Register. Please note: this response to your premarket notification submission does not affect any obligation you might have under the Radiation Control for Health and Safety Act of 1968, or other Federal laws or regulations.

This letter immediately will allow you to begin marketing your device as described. An FDA finding of substantial equivalence of your device to a pre-Amendments device results in a classification for your device and permits your device to proceed to the market, but it does not mean that FDA approves your device. Therefore, you may not promote or in any way represent your device or its labeling as being approved by FDA. If you desire specific advice on the labeling for your device, please contact the Division of Compliance Operations, Regulatory Guidance Branch (HFD-323) at (301) 427-8040. Other general information on your responsibilities under the act, may be obtained from the Division of Small Manufacturers Assistance at their toll free number (800) 638-2041 or at (301) 443-6597.

Sincerely yours,

George C. Murray, Ph.D.
Director
Division of Anesthesiology, Neurology,
and Radiology Devices
Office of Device Evaluation
Center for Devices and
Radiological HealthLoyal FDA:
Lloyd Beaster
844-4718



APPROVAL
EC Directive 93/42/EEC; Annex II without Article 4
Full Quality Assurance System
Medical Devices

Registration No.: OH 69241773 0001

Report No.: 28208466 004

Manufacturer: Mandelay Kft.
ÁTI-SZIGET IPARI PARK 11. ép.
H - 2310 Szigetszentmiklós, Hungary

Covered site: Kálvária tér 2.
H - 1089 Budapest, Hungary

Scope: Design/Development and Manufacturing of Universal
Electrophysiological Biofeedback System

Product: SCIO

Replaces approval with registration number:
M23 69240068 0001

Date of expiry: 2015-02-22

The Notified Body hereby authorizes the quality management system established and applied by the company mentioned above. The requirements of Annex II (without Article 4) of the directive have been met. This approval is subject to periodic surveillance, defined by Annex II, Article 5 of the aforementioned EC Directive, and can be used by the company with the manufacturer's Declaration of Conformity.

Budapest, 2012-02-23

Page: 1 / 1



TÜV Rheinland InterCert Kft. – H-1132 Budapest, Váci út 48/A-B
Tel: (+36/1) 461-1100, Fax: (+36/1) 461-1199, e-mail: medical@hu.tuv.com, <http://www.tuv.com/hu/en/>

Notified under No. **1008** to the EC Commission.

The CE marking may be used if all relevant and effective EC Directives are complied with.

01001 1/002

ENGEDÉLY

4/2009. (III. 17.) EüM rendelet, II. melléklet, 4. cikkely nélkül
Teljes körű minőségbiztosítási rendszer
Orvostechnikai eszközök

Regisztrációs szám: OH 69241773 0001

Jelentés szám: 28208466 004

Szervezet: Mandelay Kft.
ÁTI-SZIGET IPARI PARK 11. ép.
2310 Szigetszentmiklós

Telephely: Kálvária tér 2.
1089 Budapest

Alkalmazási terület: Univerzális Elektrofiziológiai Biofeedback
Rendszer tervezése/fejlesztése és gyártása

Termék: SCIO

Felváltja az alábbi regisztrációs számú
tanúsítványokat: M23 69240068 0001

Érvényes: 2015. 02. 22

A kijelölt szervezet engedélyezi a gyártó által bevezetett és alkalmazott minőségirányítási rendszert.
A II. Melléklet (4. cikkely nélkül) követelményei teljesültek.
Az Engedély rendszerszoros felügyelethez kötött, jelen rendelet II. mellékletének 5. cikkelye szerint.
A szervezet az Engedélyt a Gyártói Megfelelőségi Nyilatkozattal együtt jogosult használni.

Kijelölt szervezet

Budapest, 2012. 02. 23

Oldal: 1 / 1




Balázs Balázs
Tanúsító

TÜV Rheinland InterCert Kft. – H-1132 Budapest, Váci út 48/A-B
Tel.: (+36/1) 461-1100, Fax: (+36/1) 461-1199, e-mail: medical@hu.tuv.com, <http://www.tuv.com/hun/>

Az Európai Közösségben az 1008 számmal bejegyezve.

A CE jelölés csak akkor tűzhető fel, ha a termék valamennyi érvényes és vonatkozó direktívának megfelel.



Certificate

The Certification Body of
TÜV Rheinland InterCert Kft.

hereby certifies that the company

Mandelay Kft.
ÁTI-SZIGET IPARI PARK 11. ép.
H - 2310 Szigetszentmiklós, Hungary

Site: Kálvária tér 2., H - 1089 Budapest, Hungary

has established and maintains a quality management system
for medical devices for the following scope:

**Design/Development, manufacturing, distribution and
servicing of Universal Electrophysiological Biofeedback
System**

Proof has been furnished that the requirements of

EN ISO 13485:2003+AC:2009

are fulfilled. The certification is subject to periodic surveillance.

Certificate Registration No.: **OX 69241776 0001**
Audit report No.: **28208466 004**
This certificate is valid: **from 2012-02-23 to 2015-02-22**

2012-02-23
Date of issue



Balázs Bozsik
Balázs Bozsik
Certifier

TÜV Rheinland InterCert Kft. – H-1132 Budapest, Váci út 48/A-B
Tel.: (+36/1) 461-1100, Fax: (+36/1) 461-1199, e-mail: medical@hu.tuv.com, <http://www.tuv.com/hun/>

02/02/11/02

Tanúsítvány

A TÜV Rheinland InterCert Kft.
tanúsító szervezete

ezenel tanúsítja, hogy a(z)

Mandelay Kft.

ÁTI-SZIGET IPARI PARK 11. ép., H - 2310 Szigetszentmiklós
Telephely: Kálvária tér 2., H - 1089 Budapest

szervezet minőségirányítási rendszert hozott létre és alkalmaz az orvos-
technikai eszközökkel kapcsolatban a következő érvényességi területen:

**Univerzális Elektrofiziológiai Biofeedback Rendszer
tervezése/fejlesztése, gyártása, forgalmazása és
szervizelése**

Bizonyítást nyert, hogy az


MSZ EN ISO 13485:2010

szabvány követelményei teljesültek.
A tanúsítás rendszeres felügyeleti auditokhoz kötött.

Tanúsítvány nyilvántartási száma: **OX 69241775 0001**
Végrehajtott audit jelentés száma: **28208466 004**
Tanúsítvány érvényessége: **2012.02.23-tól 2015.02.22-ig**

2012.02.23.
Kiállítás dátuma




Bozsik Balázs
Tanúsító

TÜV Rheinland InterCert Kft. – H-1132 Budapest, Váci út 48/A-B
Tel.: (+36/1) 461-1196, Fax: (+36/1) 461-1199, e-mail: medical@tu.tuv.com, <http://www.tuv.com/huv/>

Products

HL szám: 097285

Test Report No.:	28206199 001		Page 1 of 43		
Client:	Maltreya Magyarország Kft. Kálvária tér 2., H-1089 Budapest, Hungary				
Manufacturer:	Pentavox Kft. Dugovics u. 11., H-1043 Budapest, Hungary				
Test item:	Universal electrophysiological system				
Identification:	SCIO	Serial No.:	TC2008000001		
Receipt No.:	08/0036	Date of receipt:	03.06.2008		
Testing location:	MEEI Kft. member of TÜV Rheinland Group H-1135 Budapest, Béké utca 43., Hungary				
Test specification:	EN 60601-1:1996 + A1:1993 + A11:1993 + A12:1993 + A2:1995 + A13:1996 (IEC 60601-1:1988 + A1:1991 + A2:1995 + corrigendum 1995)				
Test Result:	The test item passed the test specification(s).				
Testing Laboratory:	MEEI Kft. member of TÜV Rheinland Group H-1132 Budapest, Váci út 46/A-B., Hungary				
Tested by:	Reviewed by:				
22.10.2008	Zoltán Gyura		22.10.2008	István Seres	
22.10.2008	Szabolcs Tóth				
Date	Name	Signature	Date	Name	Signature
Other Aspects:					
This Test Report comprises:					
<ul style="list-style-type: none"> - List of critical components, TABLE 56.1. (page 36), - Photocopies of tested equipment (pages 39-42), - TABLE: Test equipment list (page 43), 					
CE-mark approval.					
Abbreviations: P(pass) = passed F(fail) = failed N/A = not applicable NT = not tested					
This test report relates to the a. m. test sample. Without permission of the test center this test report is not permitted to be duplicated in extracts. This test report does not entitle to carry any safety mark on this or similar products.					

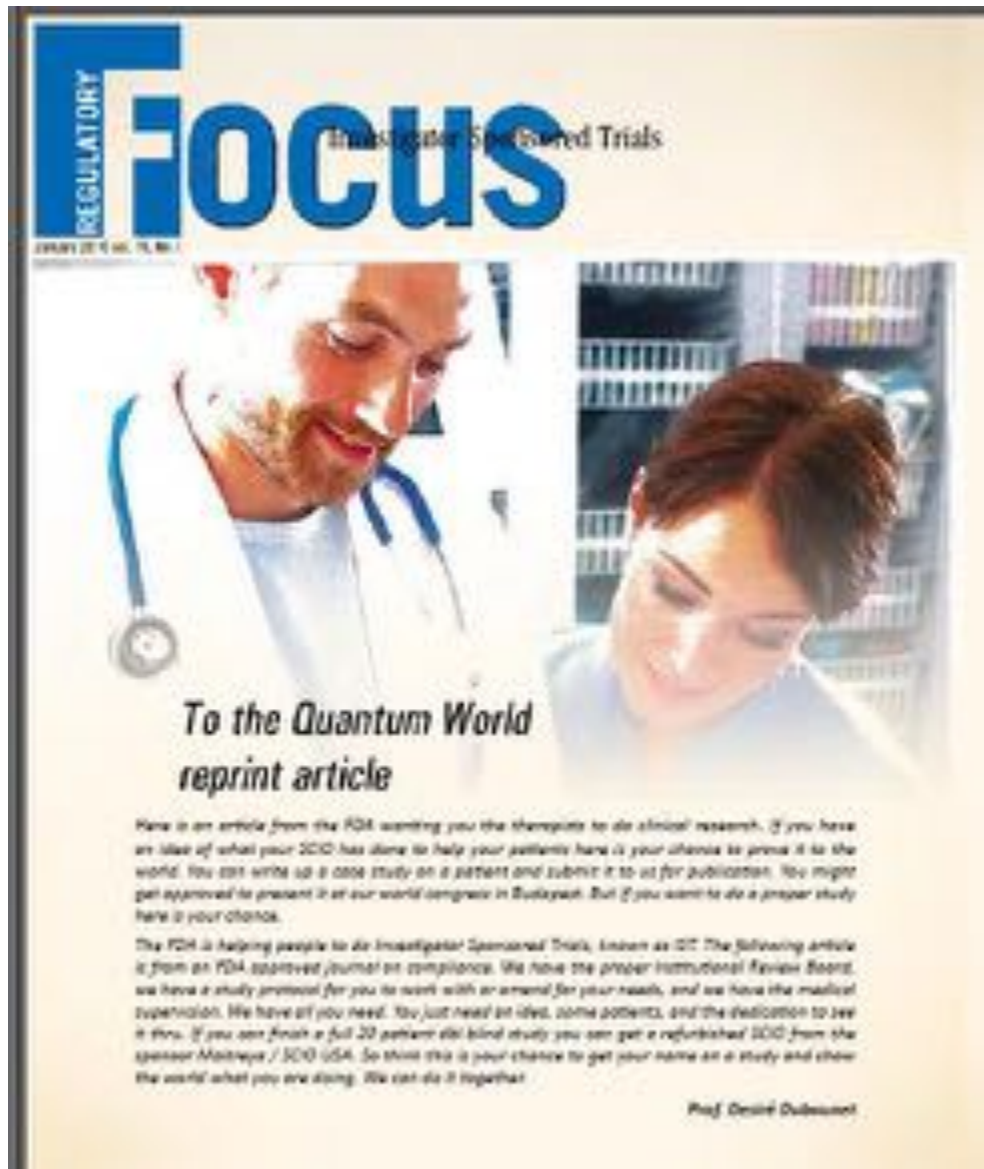
MEEI Kft. member of TÜV Rheinland Group - H-1132 Budapest, Váci út 46/A-B. - Tel.: +36-1-2685400, fax: +36-1-2685409
 meei@t.rv.com · www.meei.hu

Test Report No.:	28206156 001			Page 1 of 22
Client:	Maltroya Magyarország Kft. Kálvária tér 2., H-1089 Budapest, Hungary			
Manufacturer:	Pentavox Kft. Dugonics u. 11., H-1043 Budapest, Hungary			
Test item:	Universal electrophysiological system			
Identification:	SCIO	Serial No.:	1007081	
Receipt No.:	08/0036	Date of receipt:	03. 06. 2008.	
Testing location:	MEEI Kft. member of TÜV Rheinland Group H-1135 Budapest, Béka utca 41-43., Hungary			
Test specification:	Sub-Clause 6. of EN 60601-1-2:2007 EN 55011:2007 + A2:2007 EN 61000-4-2:1995 + A1:1998 + A2:2001 EN 61000-4-3:2006 + A1:2008 EN 61000-4-6:2007 EN 61000-4-8:1993 + A1:2001			
Test result:	The test item passed the test specification(s).			
Testing laboratory	MEEI Kft. member of TÜV Rheinland Group H-1132 Budapest, Váci út 48/A-B., Hungary			
Tested by:	Reviewed by:			
17. 07. 2008.	János Horváth		17. 07. 2008.	István Seres
Date	Name	Signature	Date	Name
Other Aspects: Place of manufacture: Pentavox Kft., Dugonics u. 11., H-1043 Budapest, Hungary				
Abbreviations: Pass = passed Fail = failed NA = not applicable NT = not tested				
This test report relates to the a. m. test sample. Without permission of the test center this test report is not permitted to be duplicated in extracts. This test report does not entitle to carry any safety mark on this or similar products.				

How to get the studies

To get the full articles presented in this book, please go to www.imune.name and select Books. You can choose to download one or more books and journals.

For more information, please contact us at info@imune.name.



REGULATORY Focus
Investigator Sponsored Trials

January 2014 Vol. 14, No. 1

**To the Quantum World
reprint article**

Here is an article from the FDA wanting you the therapist to do clinical research. If you have an idea of what your IICD has done to help your patients here is your chance to print it to the world. You can write up a case study on a patient and submit it to us for publication. You might get approved to present it at our world congress in Bulgaria. But if you want to do a proper study here is your chance.

The FDA is helping people to do Investigator Sponsored Trials, known as IST. The following article is from an FDA approved journal on compliance. We have the proper Institutional Review Board, we have a study protocol for you to work with an amend for your needs, and we have the medical supervision. We have all you need. You just need an idea, some patients, and the dedication to see it thru. If you can finish a full 20 patient etc blind study you can get a refurbished IICD from the sponsor Motreya / IICD USA. So this is your chance to get your name on a study and show the world what you are doing. We can do it together.

Prof. Denis Dubouant

I PRAYED TO *God*

I prayed to God to give me the Wisdom of Solomon, he gave me major Problems to solve

I asked God for Strength, he gave me Resistance to make me Strong

I asked God for Intellect, he gave me the Light of Enthusiasm and the Breath of Inspiration

I asked God for Courage, he gave me Obstacles to overcome and Hatred and Anger to defeat

I asked God for Love, and he gave me Suffering People to help, he gave me Opportunity to grow and Opportunities to help other

I did not get what I wanted... but God gave me what I needed day by day

